

Largest Single-Story Industrial Building
Available in NYC

G. P. Industrial Center

290,000 SF Warehouse | 48,000 SF Land | Divisions from 75,000 SF



**PINNACLE
REALTY**
OF NEW YORK, LLC

718-784-8282 • PINNACLERENY.COM

FOR LEASE

**1340 VIELE AVENUE
BRONX, NY 10474**

Overview



NUMBERS AT A GLANCE

 TOTAL PLOT
SQUARE FOOTAGE

338,000 SF

290,000 SF
Warehouse

48,000 SF
Land

 ELECTRIC

12,000
Amps 3-Phase

 ZONING

M3-1

 CLEAR
HEIGHT

20'-22'
Warehouse

 LOADING
CAPACITY

8
Drive-In
Doors

6
Int. Ldg.
Docks

16
Ext. Ldg.
Positions

PARCEL ID

 **2777**
Block

 **292**
Lot

PROPERTY OVERVIEW

G. P. Industrial Center For Lease

Pinnacle Realty of New York LLC has been retained as the exclusive leasing agent for 1340 Viele Avenue, Bronx, NY.

This unique seven-acre site features approximately 260,000 square feet of single-story warehouse space, an additional 30,000 square feet of mezzanine offices and locker areas, and a contiguous 48,000 square foot paved outdoor lot.

The property is strategically located in the Hunts Point neighborhood, offering street-to-street access, three-sided loading, and wide double streets that accommodate efficient circulation. Its layout also allows for potential division configurations, making it suitable for a range of tenant size requirements.

Hunts Point is home to the largest concentration of industrial and distribution

facilities in the Bronx. G.P. Industrial Center is ideally positioned to meet the increasing demand for last-mile distribution, manufacturing, and related uses. It offers immediate access to major transportation routes, including I-278 and I-95, as well as key bridges connecting to Manhattan, the outer boroughs, Westchester, and New Jersey.

Additionally, the South Bronx has proven to be a cost-effective alternative to other markets, driven by shorter delivery times and reduced toll exposure, resulting in lower overall transportation and labor costs.

FEATURES

- **Lot Size:** 309,000 Sq. Ft.
- **Warehouse (Ground Floor):** 260,000 Sq. Ft.
- **Outdoor Yard:** 48,000 Sq. Ft.
- **Mezzanine Office:** 30,000 Sq. Ft.
- **Ceiling Heights:** 20'-22'
- Fully Sprinklered (Wet)
- 12,000 Amps, 3-Phase, 600V

TYPE

- Warehouse
- Industrial
- Mezzanine Offices
- Land

DIVISIONS AVAILABLE

- 30' x 40' Column Spans
- 5 Interior Cranes
- Street-to-Street Access

INTERIOR



YARD




LOADING DOCKS




EXTERIOR

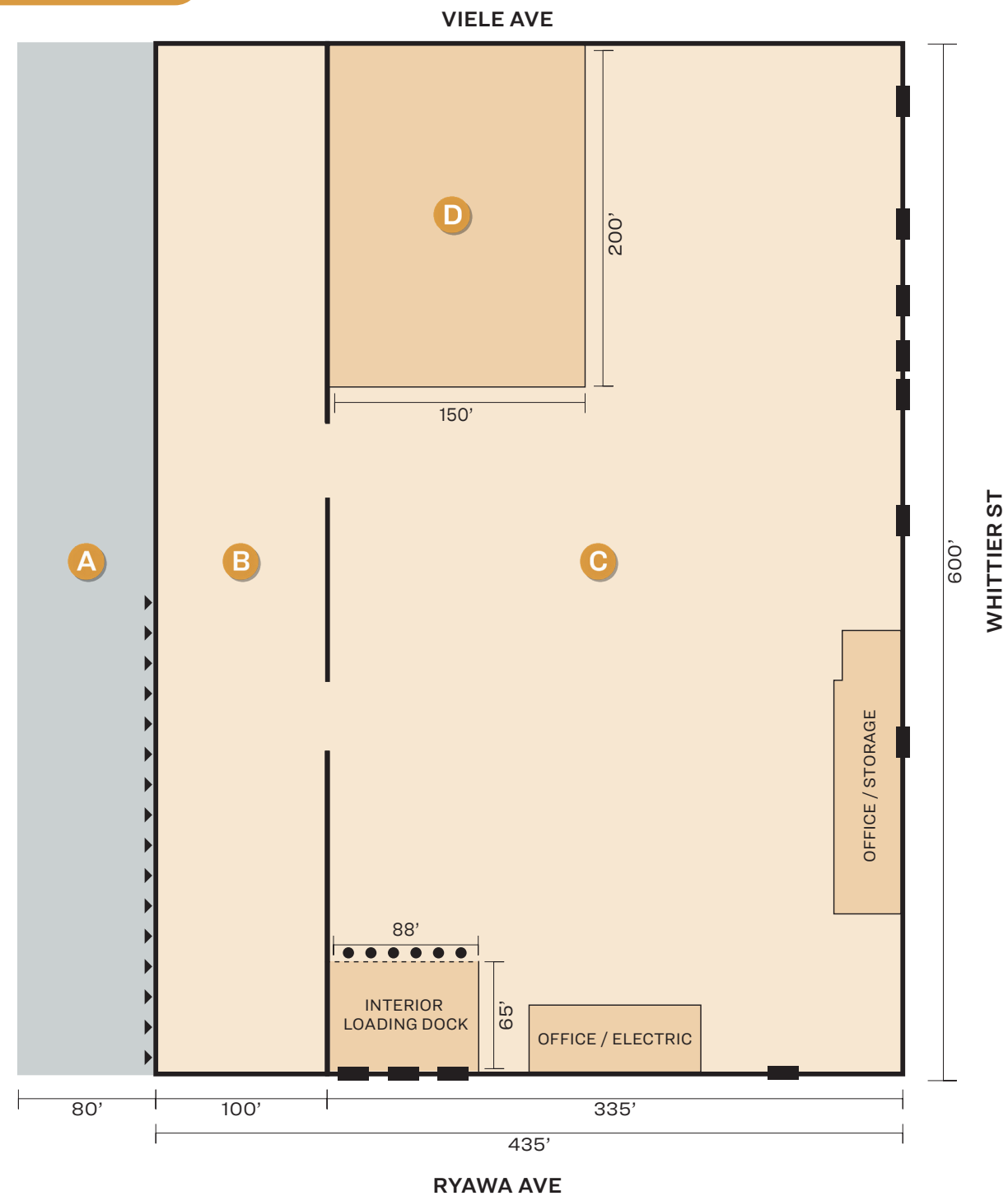
INTERIOR



INTERIOR



FLOOR PLAN



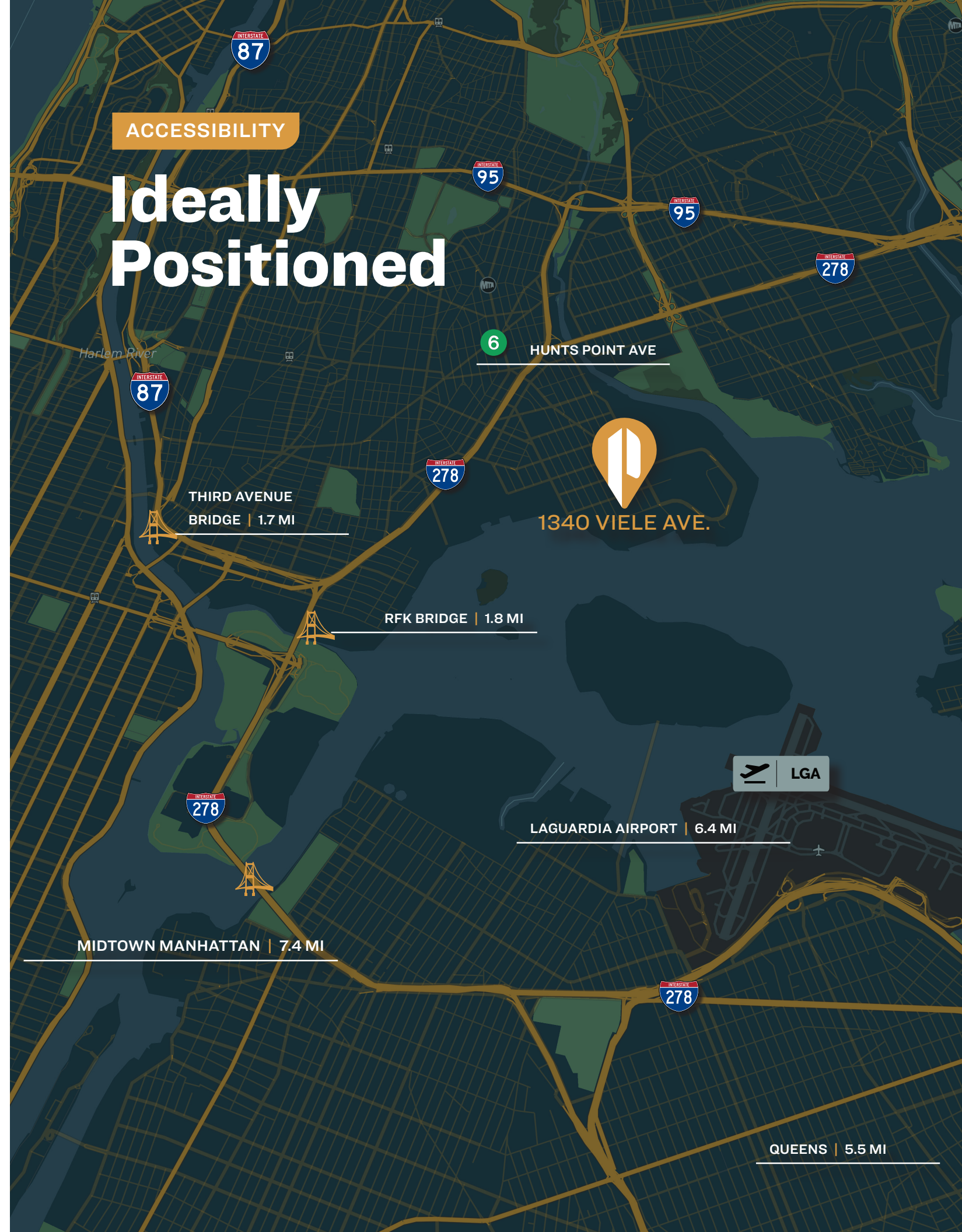
▶ EXTERIOR DOCK ● INTERIOR DOCK ■ DRIVE-IN (14' h x 18' w)

- A 48,000 SF YARD**
Outdoor Lot
16 Dock Platforms
- B 60,000 SF BUILDING**
22' Ceilings
16 Docks
Column Spacing 25' x 25'
- C 200,000 SF BUILDING**
20' Ceilings
6 Interior Docks
Column Spacing 40' x 30'
- D 30,000 SF MEZZANINE OFFICES/LOCKER ROOMS**
9' Ceilings Below Mezzanine

All information is from sources deemed reliable and is submitted subject to errors, omission, changes of price or other conditions, prior sale, rent and withdrawal without notice.

ACCESSIBILITY

Ideally Positioned



6 HUNTS POINT AVE

1340 VIELE AVE.

THIRD AVENUE BRIDGE | 1.7 MI

RFK BRIDGE | 1.8 MI

LGA

LAGUARDIA AIRPORT | 6.4 MI

MIDTOWN MANHATTAN | 7.4 MI

QUEENS | 5.5 MI

FOR MORE
INFORMATION
ABOUT THIS
PROPERTY CONTACT
EXCLUSIVE AGENTS:

ARIEL CASTELLANOS

Associate Broker
acastellanos@pinnaclereny.com
718-371-6412

FREDRIC C. STEIN

Associate Broker
fstein@pinnaclereny.com
718-371-6409

DAVID JUNIK

Partner
djunik@pinnaclereny.com
718-371-6406

DECIO BAIO

Partner
dbaio@pinnaclereny.com
718-784-8436



34-07 Steinway Street, Suite 202
Long Island City, NY 11101
718-784-8282

pinnaclereny.com

All information is from sources deemed reliable and is submitted subject to errors, omission, changes of price or other conditions, prior sale, rent and withdrawal without notice.