



Winslow Center

510 Williamstown Road
Sicklerville, New Jersey 08081

Property Overview

(2) 1200 SF Units Available for Lease

Suite 7 - White Box

Suite 9 - Former Tattoo Studio w/ Multiple Sinks

16,000+ VPD

Available Immediately

Showings By Appointment Only

Offering Summary

Lease Rate:	\$24.00 SF/yr (MG)
Building Size:	60,000 SF
Available SF:	2,400 SF
Lot Size:	6.51 Acres

Demographics	1 Mile	3 Miles	5 Miles
Total Households	3,010	16,145	35,450
Total Population	8,515	43,202	101,946

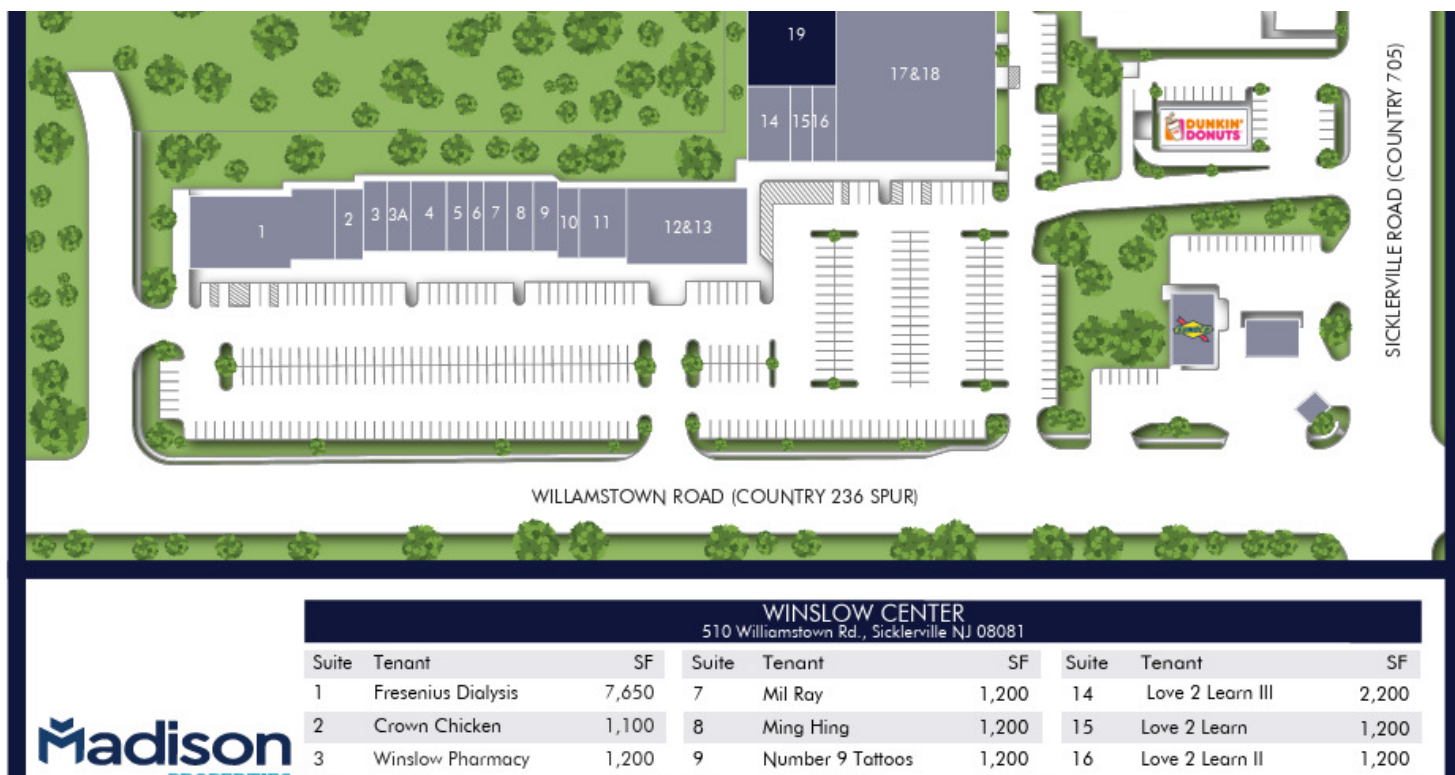
For More Information

Joe Riggs

O: 609 352 1162
joe.riggs@naimertz.com

Will Frank

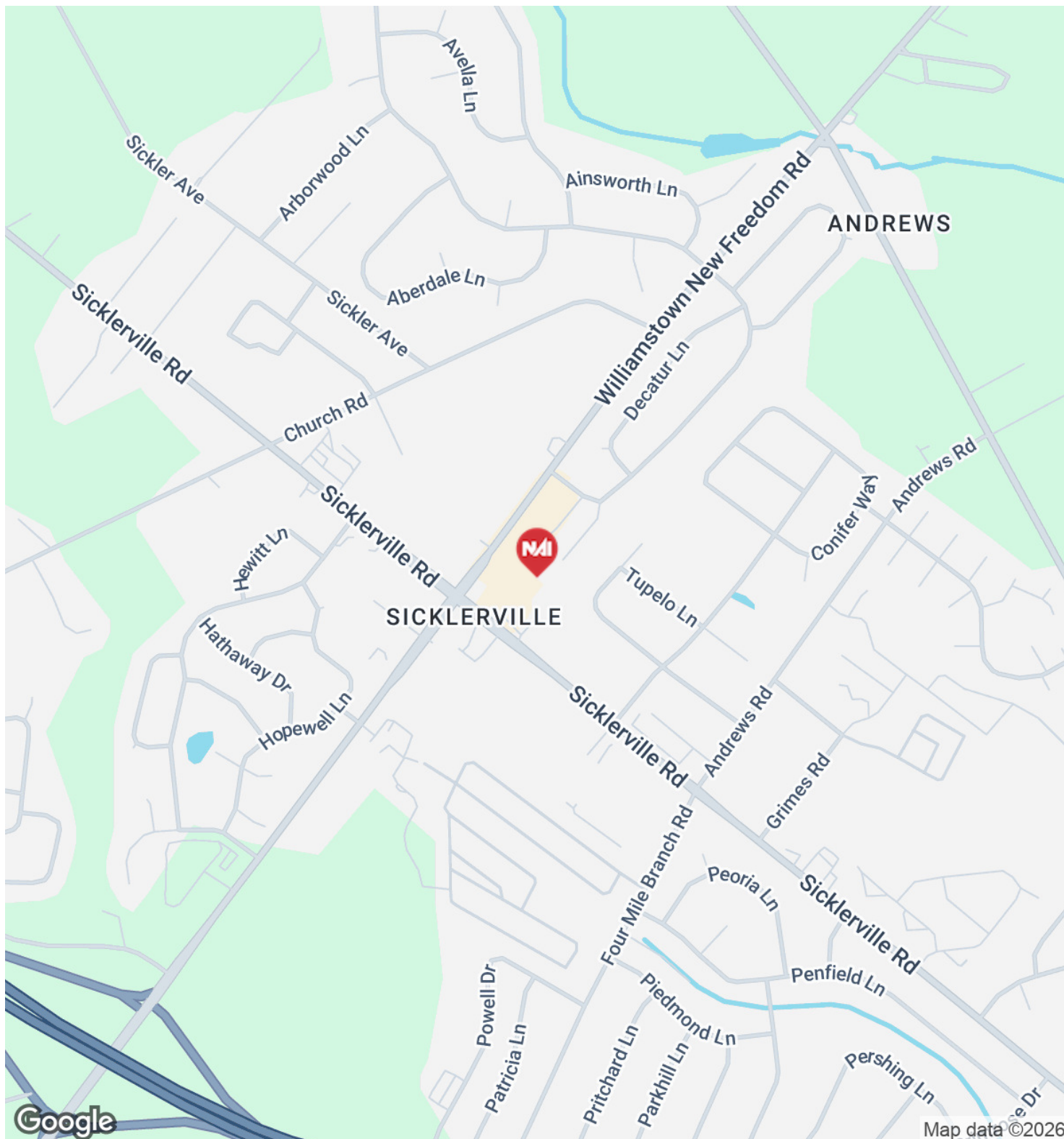
O: 856 724 4248
will.frank@naimertz.com

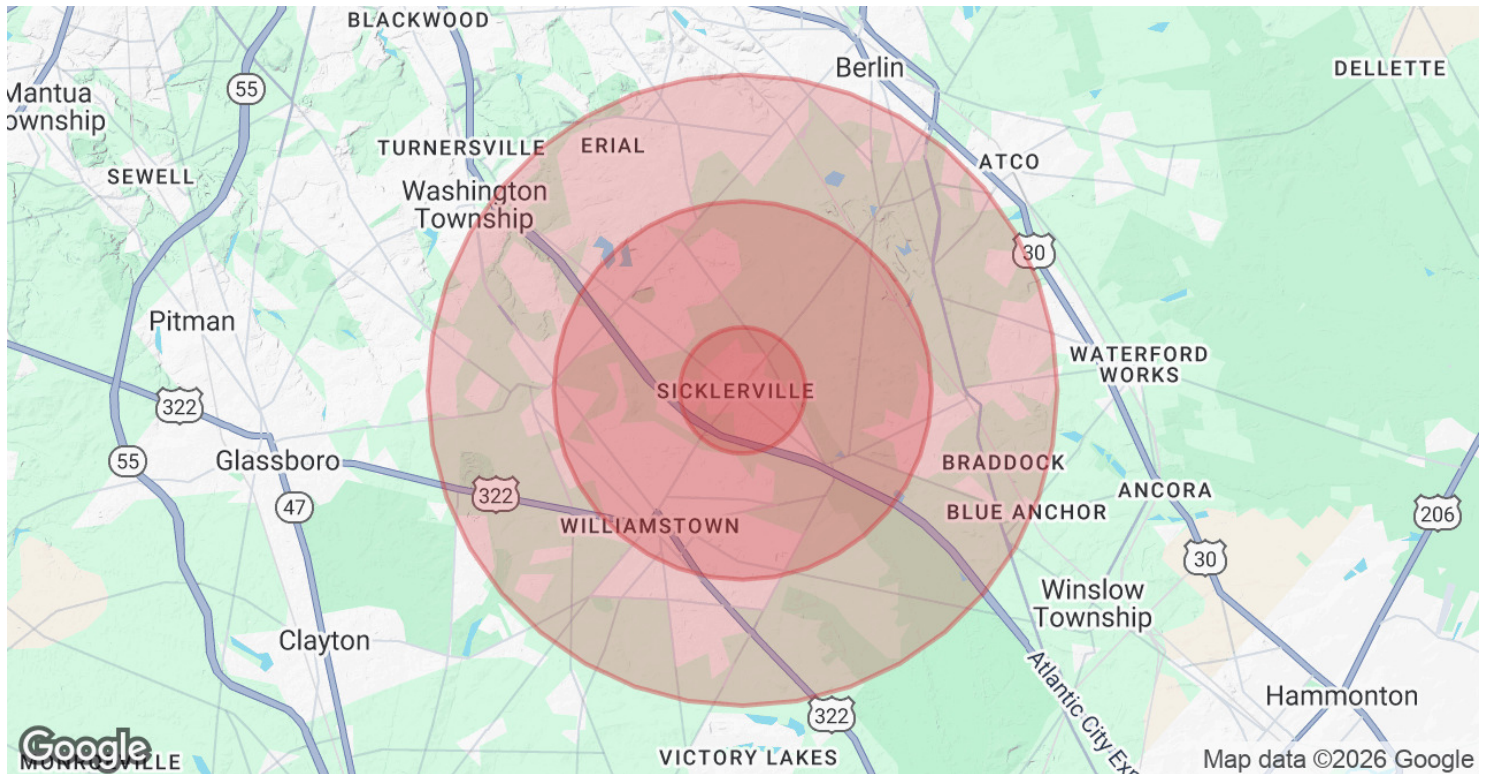


For Lease

1,200+/- SF | \$24.00 SF/yr

Retail Space





Population	1 Mile	3 Miles	5 Miles
Total Population	8,515	43,202	101,946
Average Age	33.9	36.8	36.5
Average Age (Male)	31.6	33.9	33.9
Average Age (Female)	35.9	39.3	38.6

Households & Income	1 Mile	3 Miles	5 Miles
Total Households	3,010	16,145	35,450
# of Persons per HH	2.8	2.7	2.9
Average HH Income	\$63,890	\$71,564	\$79,302
Average House Value	\$191,153	\$222,951	\$241,310

2020 American Community Survey (ACS)