

# Premium OFFICE/RETAIL Condos For Sale

**PRICE ADJUSTMENT**  
**FEE SIMPLE - CHOOSE YOUR SPACE**  
**\$280,000.00 - \$380,000.00**

- MARKET POTENTIAL
- WHY RENT WHEN YOU CAN OWN?
- STRATEGIC LOCATION
- FRONTAGE ON KALAKAUA AVE
- HIGH FOOT TRAFFIC & VISIBILITY
- LUXURY AMENITIES
- FEE SIMPLE

## WAIKIKI LANDMARK

1888 KALAKAUA AVE, HONOLULU, HI 96815

### AVAILABLE

#### UNIT #C-304

ASKING PRICE  
**\$280,000.00 FS**

TMK # (1) 2-6-14-39-209

483 SQ FT

3RD FLOOR

ZONING - RESCOM

#### UNIT #C-307

ASKING PRICE  
**\$380,000.00 FS**


TMK # (1) 2-6-14-39-212

648 SQ FT

3RD FLOOR

ZONING - RESCOM

**ALSO FOR LEASE - \$4/SF GROSS  
INCLUDES CAM**



Posted 11/17/25. The information presented was obtained from sources believed reliable. While we do not doubt its accuracy, we have not verified it and make no guarantee, warranty or representation about it.



**Hawaii  
Commercial  
Real Estate**  
hawaiicre.com



**VICTOR ARCAYENA (S)**  
RS#70259  
Senior Vice President  
(808) 292-9154  
Victor@hawaiicre.com



**RYLAND HART (S)**  
RS #87807  
Investment Property Sales  
(808) 499-4801  
Ryland@hawaiicre.com

**Focus + Experience = RESULTS**



**COMMERCIAL  
BROKERS  
INTERNATIONAL**  
cbiinternational.com




Premium OFFICE/RETAIL Condos For Sale



# WAIKIKI LANDMARK

1888 KALAKAUA AVE, HONOLULU, HI 96815



**Hawaii  
Commercial  
Real Estate**  
hawaiiCRE.com



**VICTOR ARCAYENA (S)**  
RS#70259  
Senior Vice President  
(808) 292-9154  
Victor@hawaiiCRE.com



**RYLAND HART (S)**  
RS #87807  
Investment Property Sales  
(808) 499-4801  
Ryland@hawaiiCRE.com

**Focus + Experience = RESULTS**



COMMERCIAL  
BROKERS  
INTERNATIONAL  
cbiinternational.com



# Premium OFFICE/RETAIL Condos For Sale



## WAIKIKI LANDMARK

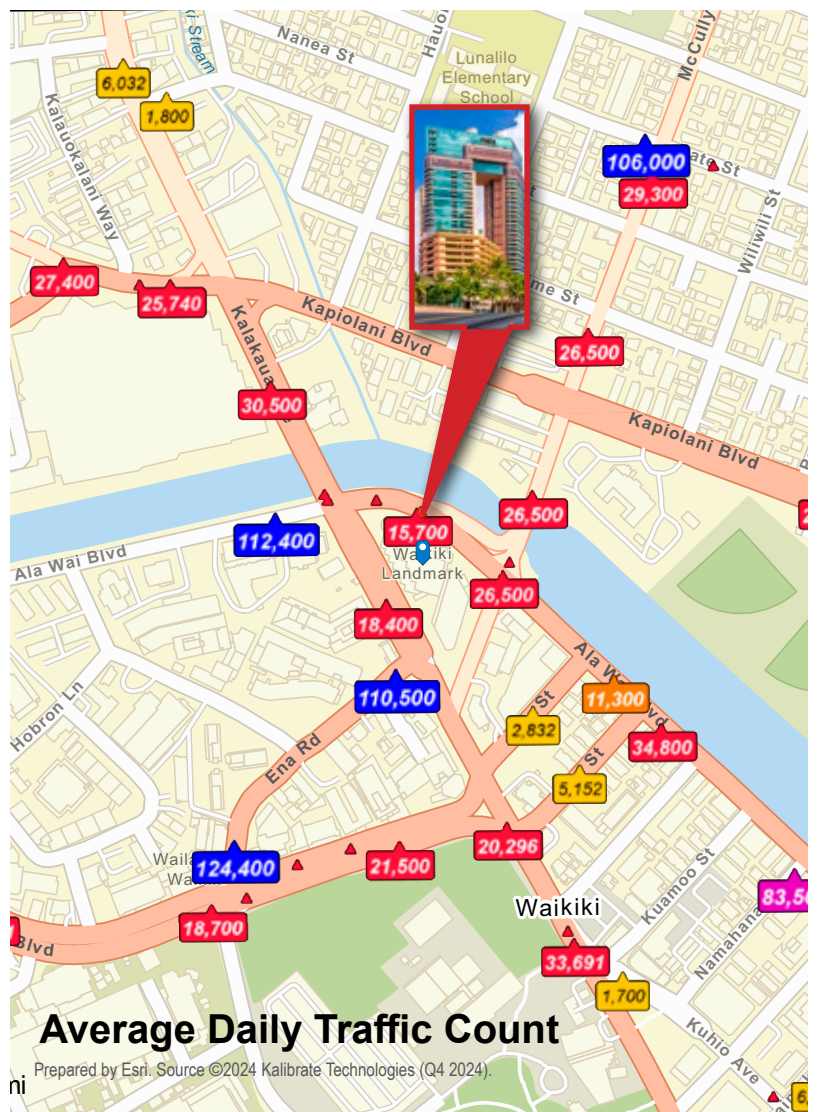
1888 KALAKAUA AVE, HONOLULU, HI 96815

### BUSINESS SUMMARY 1-3 MILE RADIUS\*

BUSINESS TYPE	1 Mile	3 Mile	5 Mile
Retail Trade	1,463	3,100	3,828
Finance, Insurance, Real Estate	665	1,884	2,090
Services	2,037	6,509	7,758
Government	22	548	607



\*Source: Copyright 2024 Data Axle, Inc. All rights reserved. Esri Total Population forecasts for 2024. Date Note: Data on the Business Summary report is calculated using which uses census block groups to allocate business summary data to custom areas.



**Hawaii  
Commercial  
Real Estate**  
hawaiiCRE.com



**VICTOR ARCAYENA (S)**  
RS#70259  
Senior Vice President  
(808) 292-9154  
Victor@hawaiiCRE.com



**RYLAND HART (S)**  
RS #87807  
Investment Property Sales  
(808) 499-4801  
Ryland@hawaiiCRE.com

**Focus + Experience = RESULTS**



COMMERCIAL  
BROKERS  
INTERNATIONAL  
cbiinternational.com



# Premium OFFICE/RETAIL Condos For Sale

## WAIKIKI LANDMARK

1888 KALAKAUA AVE, HONOLULU, HI 96815



WAIKIKI LANDMARK is situated at the gateway of Waikiki, one of the most popular tourist destinations in Hawaii. Its proximity to Ala Moana, McCully, Mō'ili'ili and Kaka'ako ensures high foot traffic and visibility for retail businesses for both locals and visitors.

With the ongoing popularity of Waikiki as a tourist destination, there is strong potential for rental income and property value appreciation.

Source: [www.hawaiiliving.com/oahu/honolulu/metro/waikiki-landmark-waikiki-condos-for-sale/](http://www.hawaiiliving.com/oahu/honolulu/metro/waikiki-landmark-waikiki-condos-for-sale/)



**Hawaii  
Commercial  
Real Estate**  
hawaiicre.com



**VICTOR ARCAYENA (S)**  
RS#70259  
Senior Vice President  
(808) 292-9154  
Victor@hawaiicre.com



**RYLAND HART (S)**  
RS #87807  
Investment Property Sales  
(808) 499-4801  
Ryland@hawaiicre.com

**Focus + Experience = RESULTS**



COMMERCIAL  
BROKERS  
INTERNATIONAL  
cbiinternational.com