



FOR LEASE

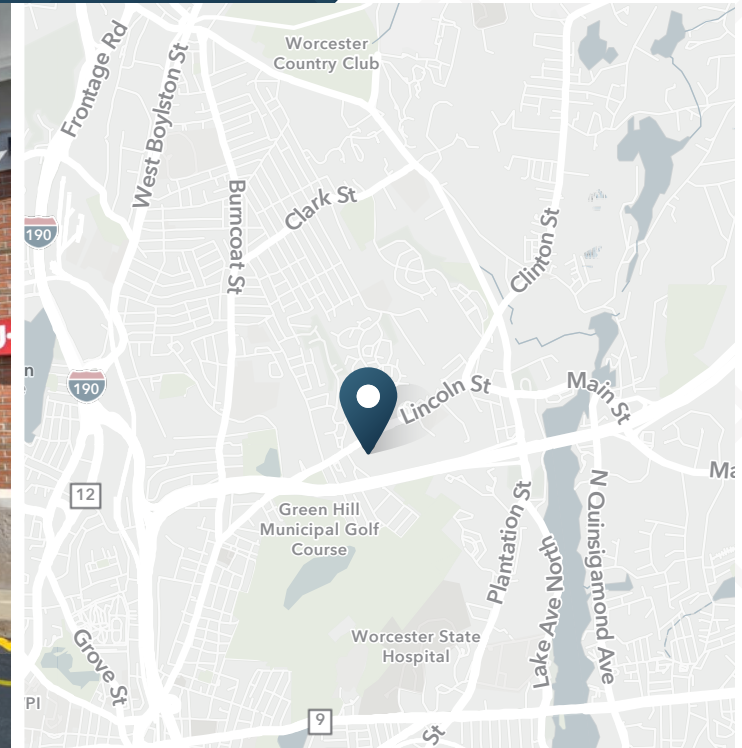
Lincoln Plaza

525 Lincoln Street | Worcester, MA 01605



Lincoln Plaza

525 Lincoln Street | Worcester, MA 01605



1,800 - 57,198 SF
Available

3 Units
Vacant

DESCRIPTION

- Conveniently accessible power center located in the densely populated city of Worcester.
- Take advantage of the available second-generation nail salon offering 1,700 square feet, alongside a second-generation restaurant spanning 6,288 square feet of prominently positioned retail space, ensuring high visibility for your business.
- Target, Lowe's and TJ Maxx anchored center located off I-290 and Lincoln Street.

TRAFFIC COUNTS

Lincoln Street	10,493 VPD
I 290	107,979 VPD

Year: 2021 | Source: Esri

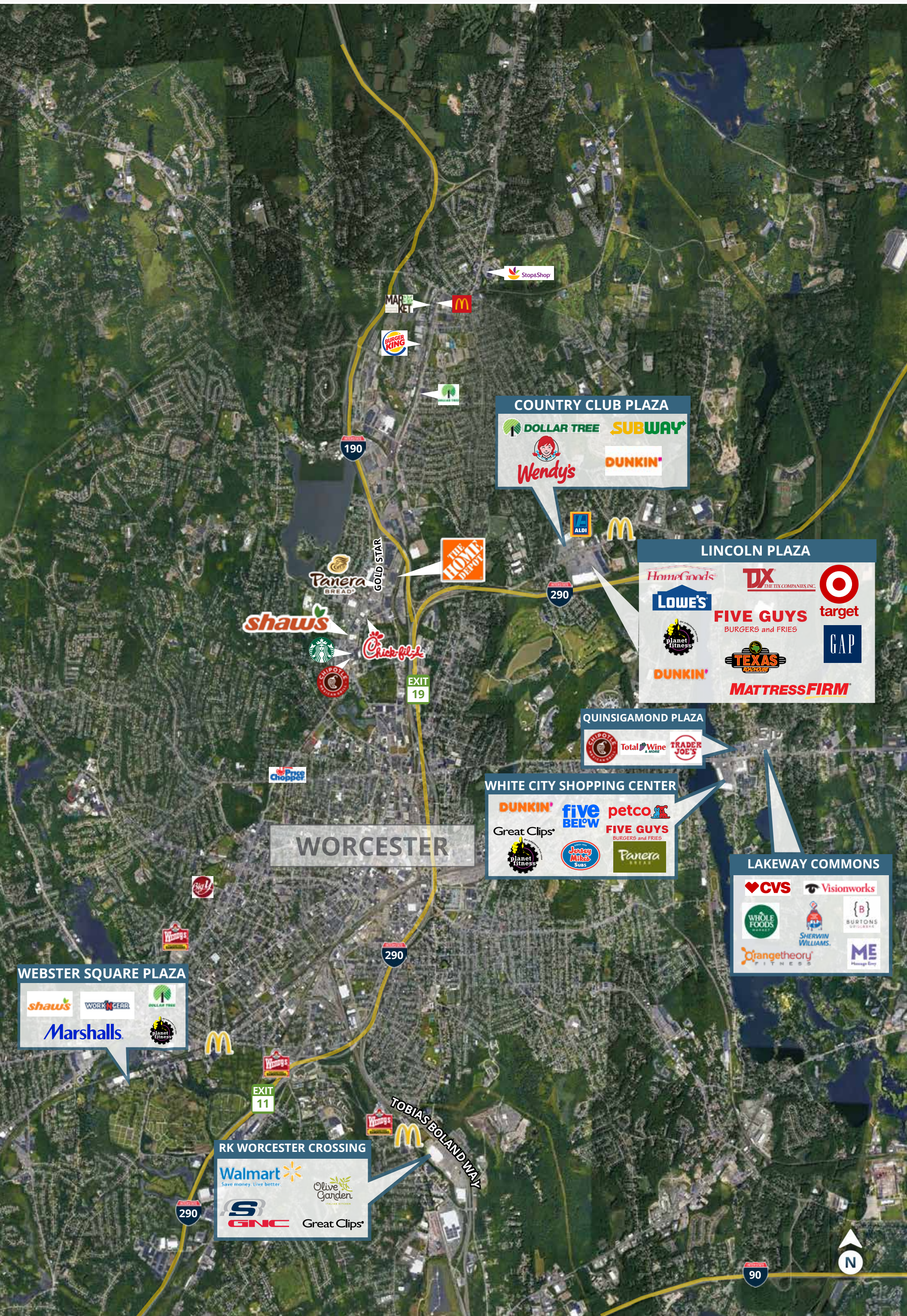
CO-TENANTS INCLUDE



Lincoln Plaza

525 Lincoln Street | Worcester, MA 01605





COUNTRY CLUB PLAZA

- DOLLAR TREE
- SUBWAY
- Wendy's
- DUNKIN'

LINCOLN PLAZA

- HomeGoods
- LOWE'S
- planet fitness
- DUNKIN'
- TX THE TIX COMPANIES, INC.
- target
- FIVE GUYS BURGERS and FRIES
- TEXAS RANCHHOUSE
- MATTRESSFIRM
- GAP

QUINSIGAMOND PLAZA

- CHIPOTLE
- Total Wine & More
- TRADER JOE'S

WHITE CITY SHOPPING CENTER

- DUNKIN'
- Great Clips
- planet fitness
- five BELOW
- Jersey Mike's Subs
- petco
- FIVE GUYS BURGERS and FRIES
- Panera

LAKEWAY COMMONS

- CVS
- WHOLE FOODS MARKET
- OrangeTheory FITNESS
- Visionworks
- SHERWIN WILLIAMS
- BURTONS OUTLETS
- ME Massage Easy

WEBSTER SQUARE PLAZA

- shaws
- WORK 'N' GEAR
- Marshall's
- planet fitness

RK WORCESTER CROSSING

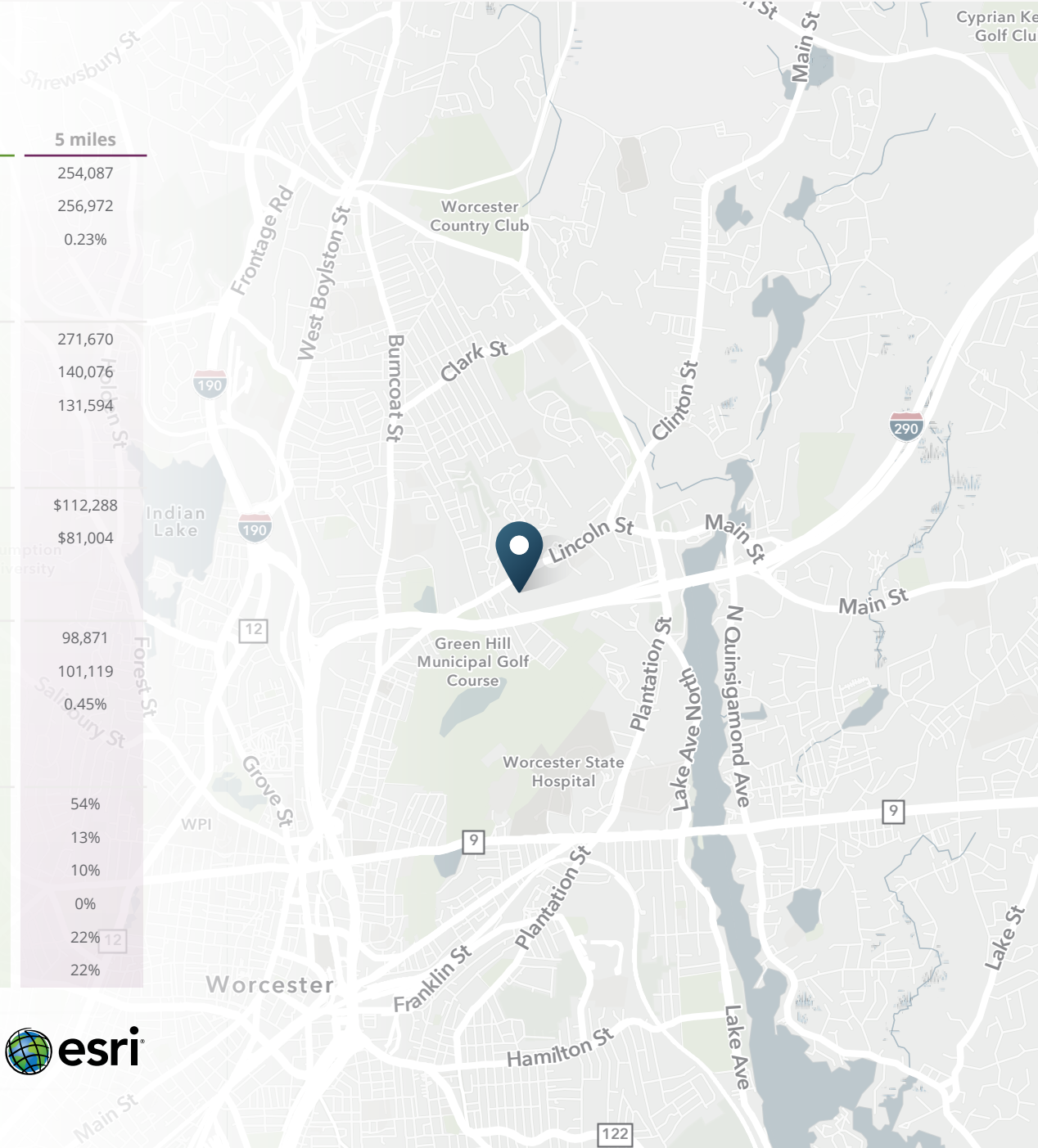
- Walmart Save money. Live better.
- GNC
- Olive Garden ITALIAN KITCHEN
- Great Clips

WORCESTER



DEMOGRAPHIC HIGHLIGHTS

Population	1 mile	3 miles	5 miles
2025 Estimated Population	14,165	119,875	254,087
2030 Projected Population	14,203	121,702	256,972
Proj. Annual Growth 2025 to 2030	0.05%	0.30%	0.23%
Daytime Population			
2025 Daytime Population	27,880	159,469	271,670
Workers	19,579	97,381	140,076
Residents	8,301	62,088	131,594
Income			
2025 Est. Average Household Income	\$86,819	\$100,018	\$112,288
2025 Est. Median Household Income	\$62,435	\$72,835	\$81,004
Households & Growth			
2025 Estimated Households	5,614	48,883	98,871
2030 Estimated Households	5,680	50,208	101,119
Proj. Annual Growth 2025 to 2030	0.23%	0.54%	0.45%
Race & Ethnicity			
2025 Est. White	44%	53%	54%
2025 Est. Black or African American	22%	15%	13%
2025 Est. Asian or Pacific Islander	7%	9%	10%
2025 Est. American Indian or Native Alaskan	0%	1%	0%
2025 Est. Other Races	27%	24%	22%
2025 Est. Hispanic (Any Race)	31%	23%	22%



> **Want more?** Contact us for a complete demographic, foot-traffic, and mobile data insights report.





SRS Real Estate Partners
400 Fifth Avenue, Suite 105
Waltham, MA 02451
857.263.3839

Bryan Wright
617.610.0791
bryan.wright@srsre.com

Christian G. Janelle
617.872.1115
chris.janelle@srsre.com

Sam Mazza
617.880.7618
samantha.mazza@srsre.com

Jonathan Lapat
Broker of Record

SRSRE.COM

© SRS Real Estate Partners

The information presented was obtained from sources deemed reliable;
however SRS Real Estate Partners does not guarantee its completeness or accuracy.