

LADERA RANCH

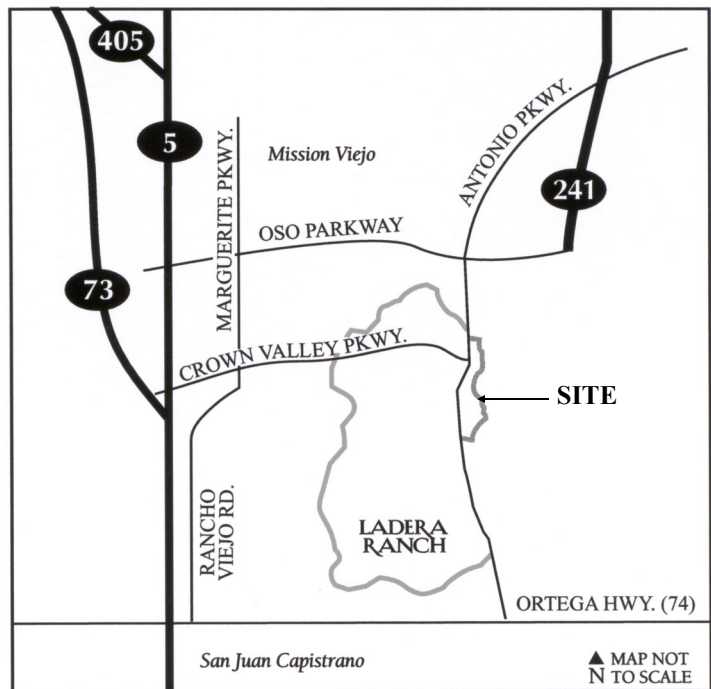


L A D E R A

CORPORATE TERRACE

555 CORPORATE DRIVE
CLASS "A" STEEL FRAME
OFFICE

- 46,000 SF divisible to 776 SF
- LEED Gold
- Office Suites Available for Immediate Occupancy
- Campus Environment
- 2 Story Lobby with Class A Finishes
- Views to Ocean & Mountains
- Private garden, Extensive Landscape Amenities
- Building conference center available for tenant use
- Walking distance to Food Court and retail center
- 4:1 free parking
- 75 Acre Site includes Health Club, Child Care, Medical Offices
- Competitive rates



ZCA Inc.
ZUVICH CORPORATE ADVISORS

LUTZKY ASSOCIATES
DEVELOPMENT, LP

For further information, please contact:

ZUVICH Corporate Advisors, Inc.

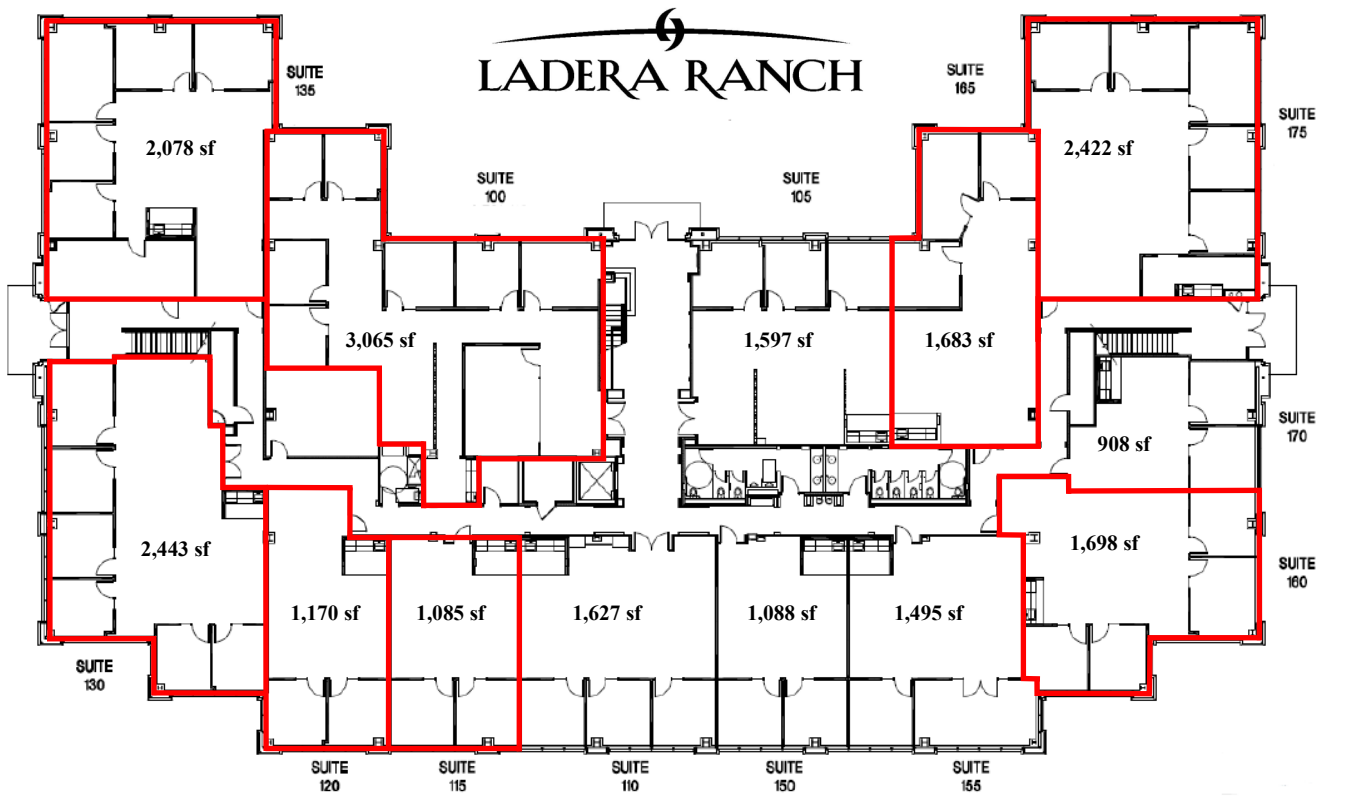
Mark Zuvich License #00983868

Trevor Sette License #02060723

Telephone (949) 453-9900

551 Wald Irvine, CA 92618

No warranty or representation, expressed or implied, is made as to the accuracy of the information contained herein, and same is submitted subject to errors, omissions, change of price, rental or other conditions, withdrawal without notice, and to any special listing conditions, imposed by our principals.



- Site Plan Legend**
- 1. 555 Corporate Drive: 46,000 SF Office
 - 2. 999 Corporate Drive: 40,414 SF Office
 - 3. 111 Corporate Drive: 40,414 SF Office
 - 4. Medical Offices
 - 5. 24 Hour Fitness
 - 6. Day/Child Care

LADERA

CORPORATE TERRACE

**555 CORPORATE DRIVE
CLASS "A" STEEL FRAME OFFICE**

For further information, please contact:

ZUVICH Corporate Advisors, Inc.

Mark Zuvich License #00983868

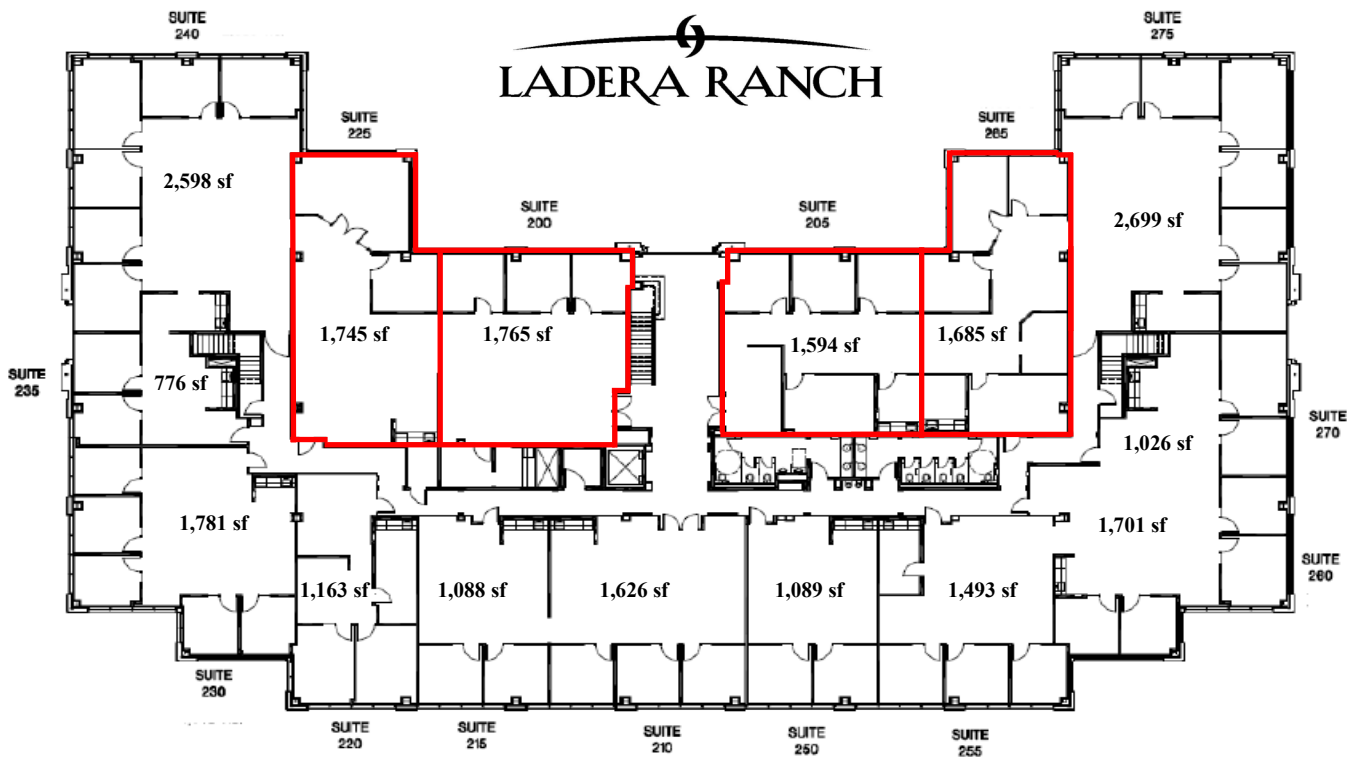
Trevor Sette License #02060723

Telephone (949) 453-9900

551 Wald Irvine, CA 92618



No warranty or representation, expressed or implied, is made as to the accuracy of the information contained herein, and same is submitted subject to errors, omissions, change of price, rental or other conditions, withdrawal without notice, and to any special listing conditions, imposed by our principals.



Site Plan Legend

- 1. 555 Corporate Drive: 46,000 SF Office
- 2. 999 Corporate Drive: 40,414 SF Office
- 3. 111 Corporate Drive: 40,414 SF Office
- 4. Medical Offices
- 5. 24 Hour Fitness
- 6. Day/Child Care

L A D E R A
C O R P O R A T E T E R R A C E

**555 CORPORATE DRIVE
CLASS "A" STEEL FRAME OFFICE**

For further information, please contact:

ZUVICH Corporate Advisors, Inc.

Mark Zuvich License #00983868

Trevor Sette License #02060723

Telephone (949) 453-9900

551 Wald Irvine, CA 92618



No warranty or representation, expressed or implied, is made as to the accuracy of the information contained herein, and same is submitted subject to errors, omissions, change of price, rental or other conditions, withdrawal without notice, and to any special listing conditions, imposed by our principals.