

# FOR LEASE



**AVAILABLE 1,059 - 6,299 SF +/-**

**RETAIL / OFFICE SPACE!**

**232 GOODMAN ROAD W • SOUTHAVEN, MS 38671**

**Building SF:** 21,042 SF +/-

**Lease Rate per SF:** \$22.16 - \$26.00

**Lot Size:** 1.35 Acres

**Traffic Count:** 38,000 Cars per Day

**Year Built:** 2006

**Zoning:** C-4

**Lease Terms:** 3 - 5 Years



**RHODES THOMPSON**  
Commercial Agent  
(662) 892-4000  
rhodesthompson@outlook.com  
Mississippi

Main Office:  
(901) 286-6200

Suite	Rate per SF	Size	Lease Type
100	\$26.00 per SF	4,168-6,299 SF +/-	NNN
202	\$22.16 per SF	1,056 SF +/-	FULL SERVICE

***PREMIUM Retail / Office Spaces  
First and Second Floors!***

## PROPERTY DESCRIPTION

Our expert commercial real estate team is pleased to present these spacious retail or office spaces located just off the I-55/Goodman Road Exit. These spaces offer numerous possibilities with the opportunity to subdivide and customize them to fit your needs. Whether you are looking to move your business to a better location or need a quiet office space, please contact us today!

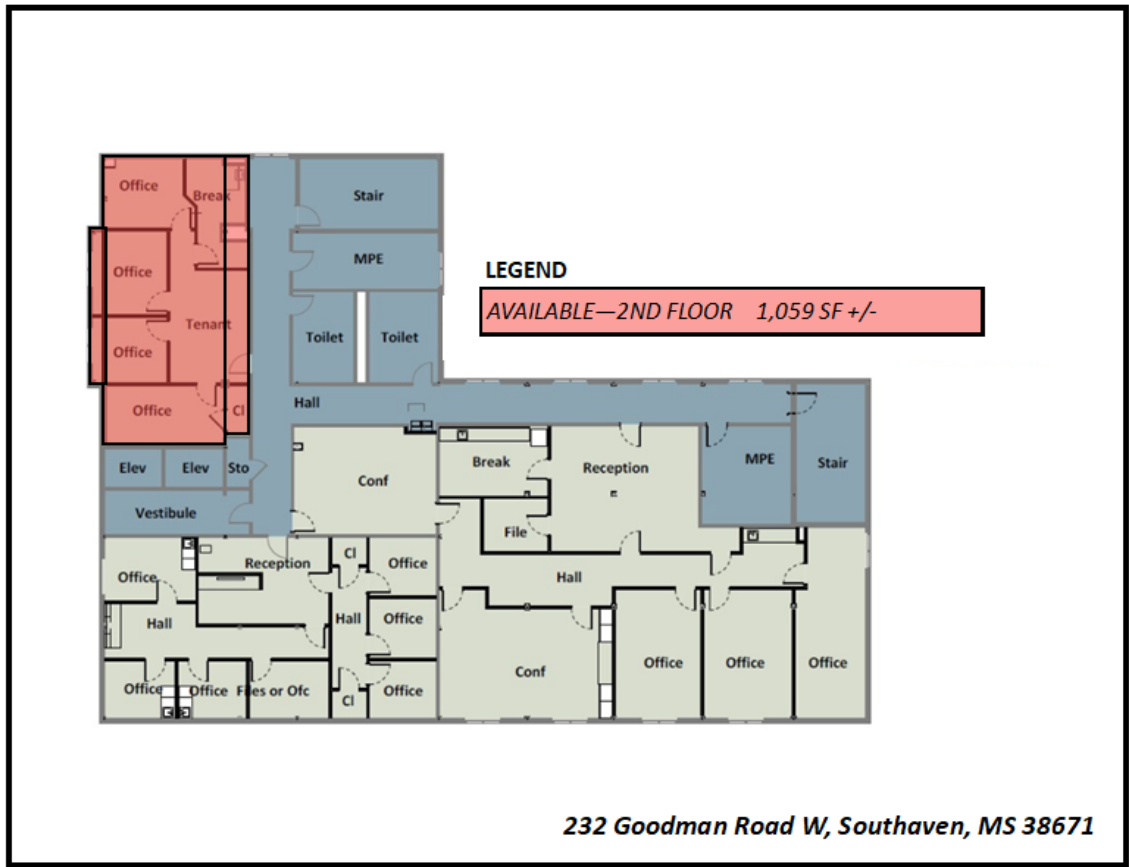
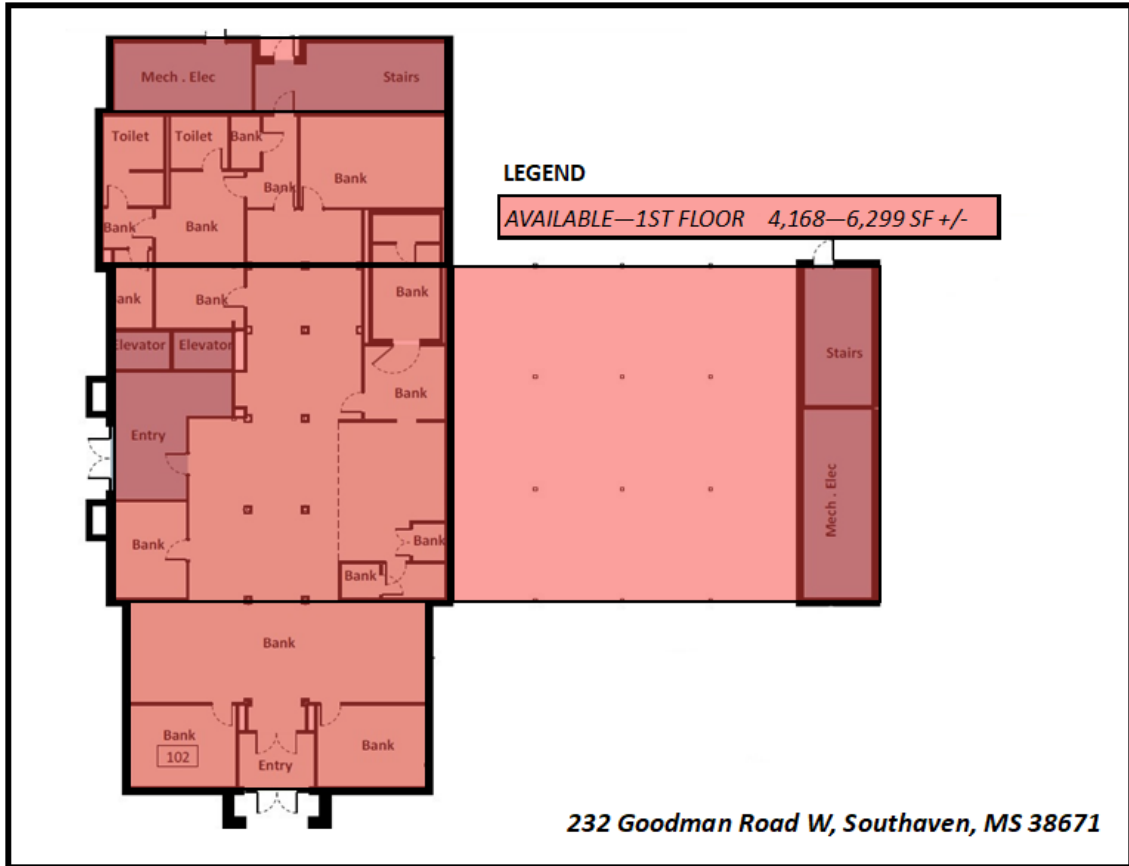
## LOCATION DESCRIPTION

This spacious office building is situated just a few hundred feet from the I-55 exit. Take the Goodman Road exit from I-55 in Southaven, then turn left onto Southcrest Parkway, and you will find this large retail / office space right on the corner facing Goodman Road.



# FLOOR PLANS

Spacious Office/Medical Space on Goodman Road!  
232 Goodman Road W | Southaven, MS 38671



# BUSINESS MAP

Spacious Office/Medical Space on Goodman Road!  
232 Goodman Road W | Southaven, MS 38671



Goodman Rd W




Airways Blvd



Marathon Rd E



Horn Lake Creek



Rd E