



Space Profile for

Unit: #40

Area: 1200 sq ft

Address

*1-180 Concord Commons Place SW
Concord, NC 28027*

 ID PLANS

*400 N. Tampa St., Suite 2210
Tampa, FL, 33602*

Electrical Information:

Service Panel: 1
Service Type: 120/208
Panel Type: A Series
Panel Number: Not Listed
Manufacturer: General Electric
Amps: 225
Location: Vestibule

Exterior Disconnect Information:

Amps: 200
Panel Type: Handle
Panel Number: Not Listed
Manufacturer: General Electric
Location: Rear Exterior
Notes: No UL Label

Ceiling Information:

Height from Floor to Ceiling:
Front: 10' 0" Back: 10' 0"
Floor to Bottom of Deck:
Front: 16' 0" Back: 14' 11"
Floor to Bottom of Joist:
Front: 14' 3" Back: 13' 1"

Fire Information:

Riser Location: No Riser in Unit
Sprinkler Heads Present: Yes
Number of Sprinkler Heads: 5
Fire Alarm Control Panel Present: No
Brand: N/A
Model: N/A
Location: N/A

Water Heater Information:

Gallons: 2.5
Water Line (in): 3/4"
Manufacturer: Eemax
Model: EMT2.5
Serial: 4010316
Location: Unisex Restroom

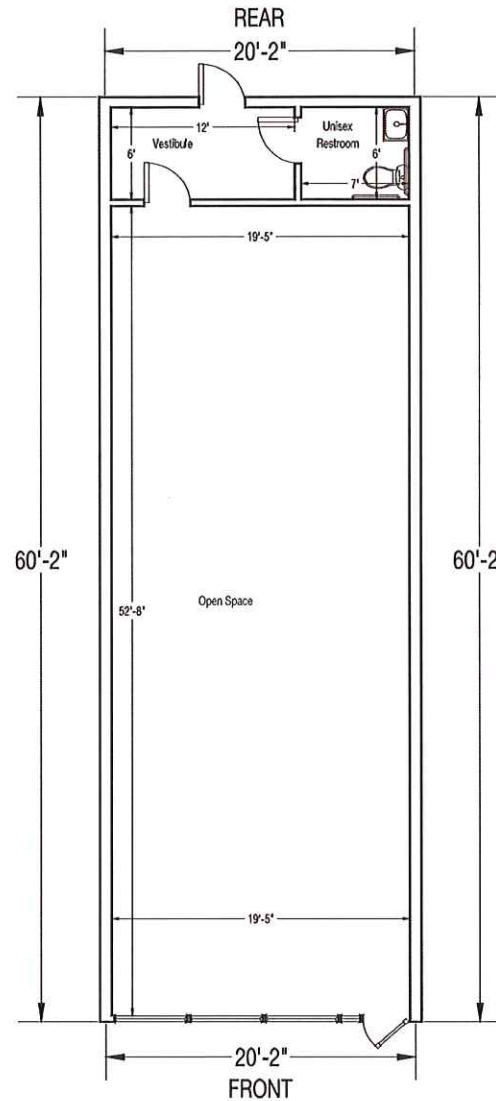
Backflow Information:

Number: 0
Size: N/A
Location: No Backflow Present

HVAC Information:

Unit: 5
Manufacturer: YORK
Model: H1HA0368250
Serial: WMHP358018
Tonnage: 3
Year: 1999

Unit: 59
Manufacturer: YORK
Model: N-AHC1606A
Serial: (S)EMHS743519
Tonnage: AHU
Year: 1999



Concord Commons

1-180 Concord Commons Place SW
Concord, NC 28027




Carnegie Companies Inc.
6780 Cochran Rd.
Sta. A
Columbus, OH 43129

Unit # 40
Ground Floor
1,200 SF
Square footage provided by customer

Width
20'-2"

Depth
60'-2"



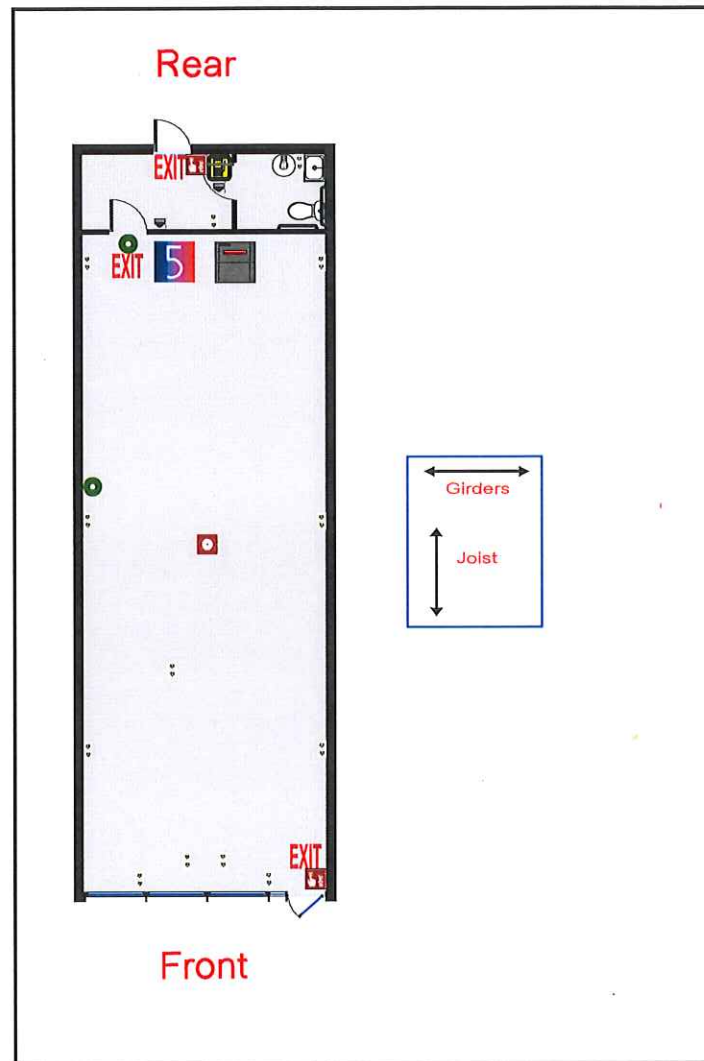
Site Map
Prepared 09/27/2020
Unit # 40

Plans produced by:
ID Plans

470 N. Tarrant St, Suite 3100
Tampa, FL 33602
Phone: 813-887-2545
IDPlans.com

ID PLANS 0-2024
Site map is for general use and does not constitute a site plan. It is not intended to be used for any other purpose. All dimensions and areas are provided for informational purposes only and are not intended to be used for any other purpose. All dimensions and areas are provided for informational purposes only and are not intended to be used for any other purpose. All dimensions and areas are provided for informational purposes only and are not intended to be used for any other purpose.





Legend

	Breaker Panel		Fire Extinguisher		Ceiling Fan w/ Light		Fire Sprinkler
	Circular Column		Fire Alarm Pulldown		Rectangular Column		Pocket Door
	Appliance Outlet		Glass Door		Refrigerator		Track Lighting
	Fire Alarm		Handicap Handrail		Roll-Up Door		2-Bulb Fluorescent Lighting
	Drinking Fountain		Roof Hatch		Sink		3-Bulb Fluorescent Lighting
	Door		HVAC Unit		Swing Door		4-Bulb Fluorescent Lighting
	Double Hung Door		Recessed Light		Toilet		Ceiling Air Vent
	Electrical Outlet		Staircase		Can Light		Air Diffuser
	Emergency Light		Water Heater		Urinal		Ceiling Fan w/o Light
	Exit Light		Telephone Panel		Thermostat		Air Handler
	Tankless Water Heater		Window Wall Opening		RJ 45		Fire Alarm Control Panel
	Step Down Transformer		Maintenance Sink		Window		
	Disconnect						

Disclaimer: All items may not show on feature pages.



Space Overview

Overview	Actual Square Footage	Measured Depth of Space	Total Depth of Space	Has Stepdown Transformer
	1,200' 0"	100' 0"	60' 2"	No

Thickness	Front Wall	Rear Wall	Other
	0' 5"	0' 8"	0' 9"

Unit Overview	Sales Area	Stock Room	Other
	1,023' 0"		113' 0"

Flooring	Concrete	Carpet	Tile	Other	Unit	Total
				1136		1200

Ceiling Information	Height From Floor To Ceiling	Height From Floor To Bottom Of Deck	Height From Floor To Bottom Of Joist
	Front: 10' 0" Back: 10' 0"	Front: 16' 0" Back: 14' 11"	Front: 14' 3" Back: 13' 1"

Ceiling Information Cont.	Clear Ceiling Height	Height From Floor To Bottom Of Girder	Number Of Acoustical Tiles
	10' 0"		

Other Cont.	Phone Board Location	Mop Sink Location	Are Demising Walls Full Height	Are Interior Walls Full Height
				No

Mechanical

HVAC	Unit	Manufacturer	Model #	Serial #	Tonnage	Year
	5	YORK	H1HA0368250	WMHP358018	3	1999
	59	York (Air Handler)	N-AHC1606A	(S)EMHS743519	0	1999

Electric

Exterior Disconnect	Unit	Amps	Location	Panel_type	Panel_number	Manufacturer	Notes
	1	200	Rear Exterior	Handle	Not Listed	General Electric	No UL Label

Service Panel	Unit	Service_type	Amps	Panel_type	Panel UL Number	Manufacturer	Location	Notes
	1	120/208	225	A Series	Label Torn	General Electric	Vestibule	

Electric Meter	Unit	Meter #	Location	Meter Reading	Read On	Amps	Notes
	5	10358984	Rear Exterior	49814	2020-09-25	200	Tenant Meter

Plumbing

Water Meter	Unit	Meter #	Location	Size	Notes
	4	08439100	Front of Unit	5/8"	Tenant Meter

Water Heater	Unit	Manufacturer	Model #	Serial #	Gallons	Water Line (in)	Location	Notes
	1	Eemax	EMT2.5	4010316	2.5	.75	Unisex Restroom	

Fire

Sprinkler Heads	Sprinkler Heads Present	Riser Located in Space	Riser Location	Additional Information
	5	No	Riser/FACP Room	Riser room located right of Unit 100

Gas

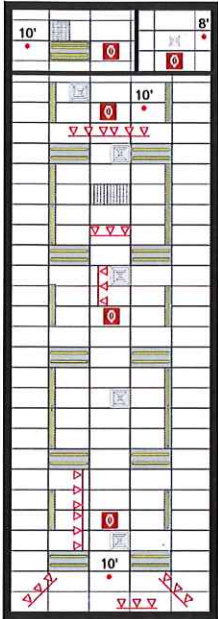
No assets available for this section.

Room

Restroom	Unit	Description
	Restroom 1	Unisex Restroom

Reflective Ceiling Plan 1

Rear



Front