



### Property Summary

Rooms	40	Brand	Days Inn
Built	2005	Operation Type	Franchise
Stories	2	Commercial Asking Rent	Withheld
True Owner	Rakesh K Patel		

### Amenities

Site Amenities: Business Center, Fitness Center

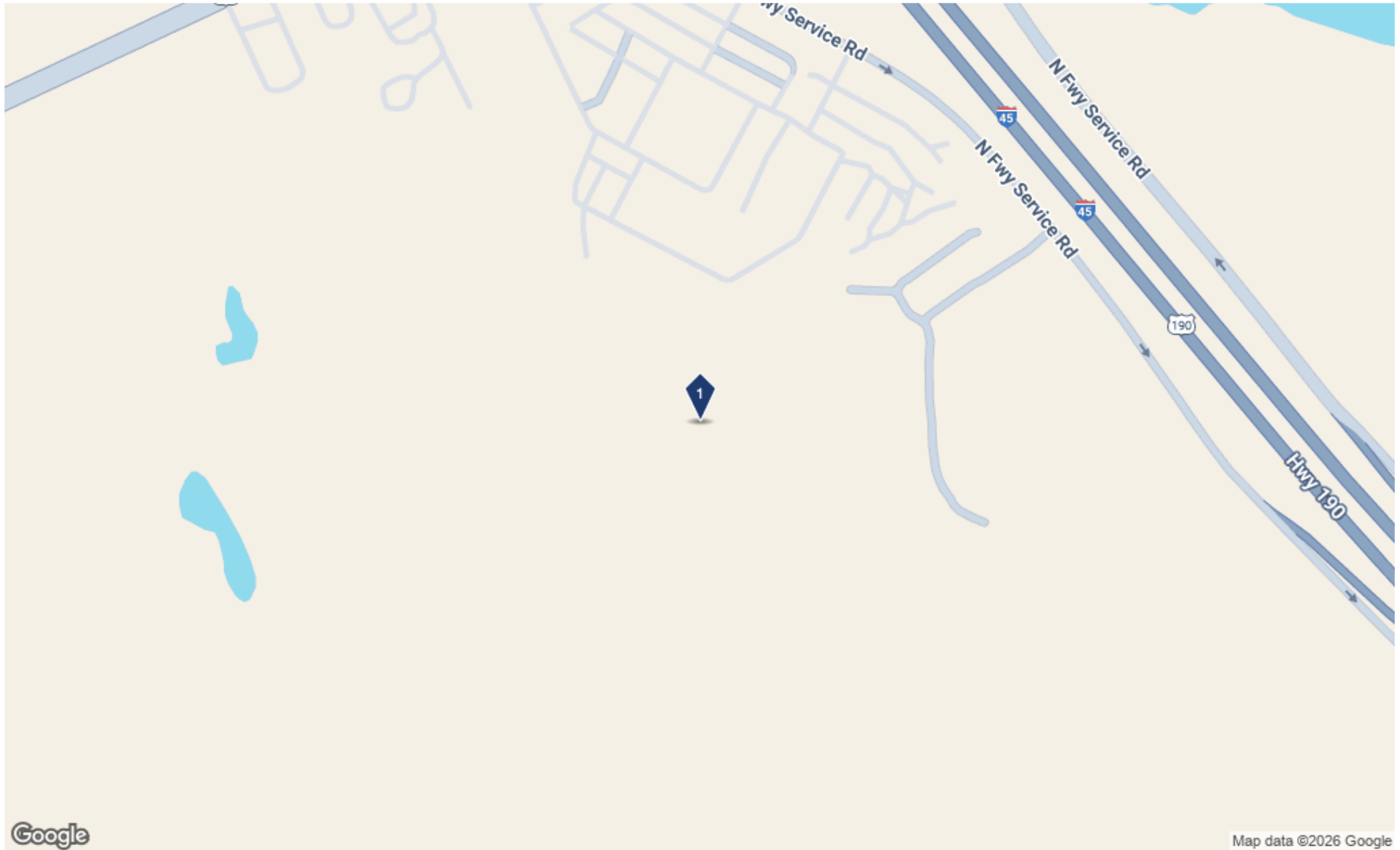


# Days Inn & Suites by Wyndham Madisonville - 2808 E Main St

Madisonville, Texas 77864 (Madison County) - Texas East Area Submarket

Economy

Hotel







# Days Inn & Suites by Wyndham Madisonville - 2808 E Main St

Madisonville, Texas 77864 (Madison County) - Texas East Area Submarket

Economy

Hotel





# Days Inn & Suites by Wyndham Madisonville - 2808 E Main St

Madisonville, Texas 77864 (Madison County) - Texas East Area Submarket

Economy

Hotel

No Site Plan Available



# Days Inn & Suites by Wyndham Madisonville - 2808 E Main St

Madisonville, Texas 77864 (Madison County) - Texas East Area Submarket

Economy

Hotel

No Data Available

## Traffic Count Report

### Days Inn & Suites Madisonville

2808 E Main St, Madisonville, TX 77864

Building Type: **Hospitality**

Class: -

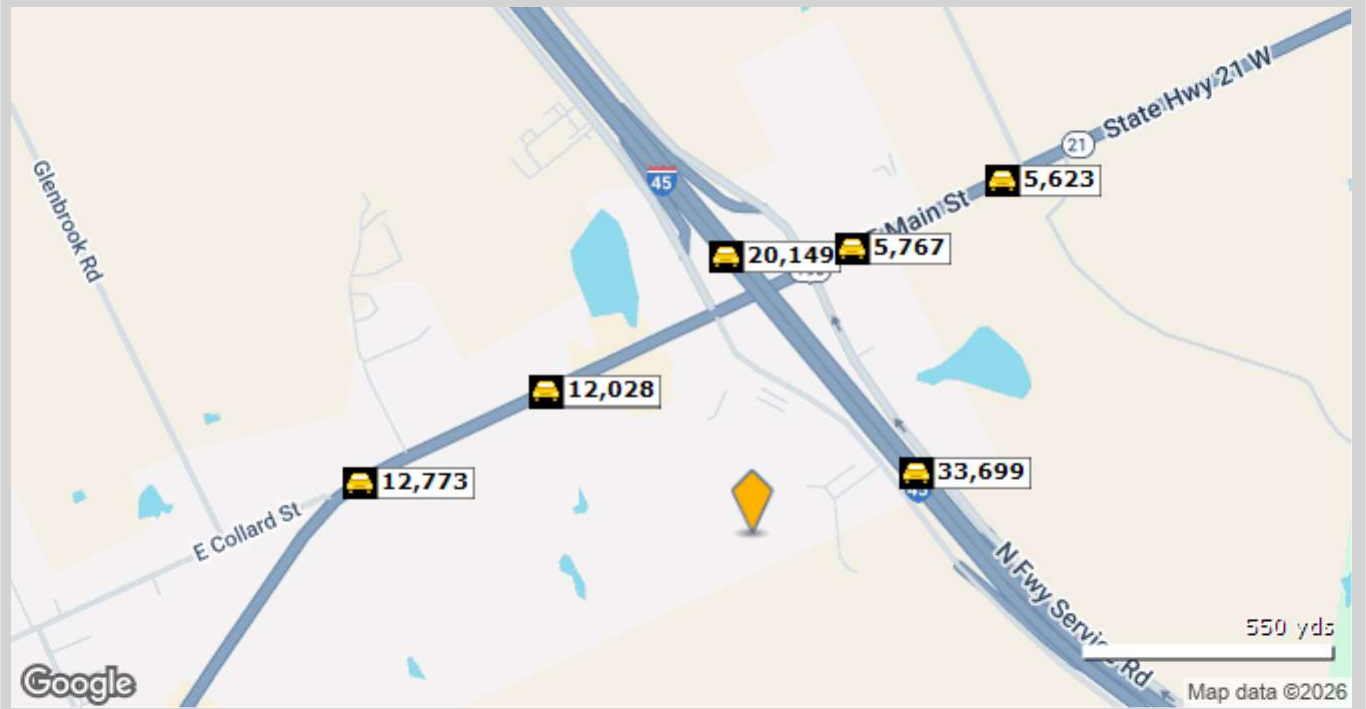
RBA: **20,000 SF**

Typical Floor: **10,000 SF**

Total Available: **0 SF**

% Leased: **0%**

Rent/SF/Yr: -



	Street	Cross Street	Cross Str Dist	Count Year	Avg Daily Volume	Volume Type	Miles from Subject Prop
1	I- 45 Svc Rd	E Main St	0.29 NW	2023	33,287	MPSI	.23
2	TX 121	E Main St	0.29 NW	2024	33,699	MPSI	.23
3	East Main Street	Cross Roads St	0.19 SW	2023	11,973	MPSI	.32
4	East Main Street	Cross Roads St	0.19 SW	2024	12,736	MPSI	.32
5	East Main Street	Cross Roads St	0.19 SW	2025	12,028	MPSI	.32
6	I-45	E Main St	0.06 SE	2018	20,149	MPSI	.36
7	E Main St	I-45	0.06 SW	2024	5,767	MPSI	.39
8	E Main St	Cross Roads St	0.07 NE	2025	12,773	MPSI	.50
9	TX 45;RM 620	I-45	0.06 SW	2020	4,991	AADT	.56
10	E Main St	I-45	0.06 SW	2023	5,623	MPSI	.56



Days Inn & Suites Madisonville

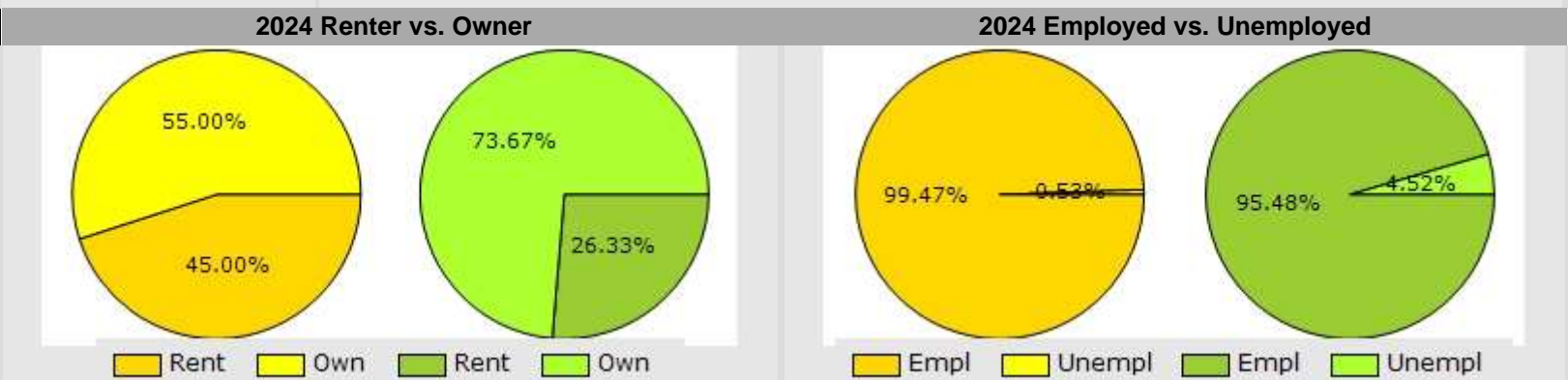
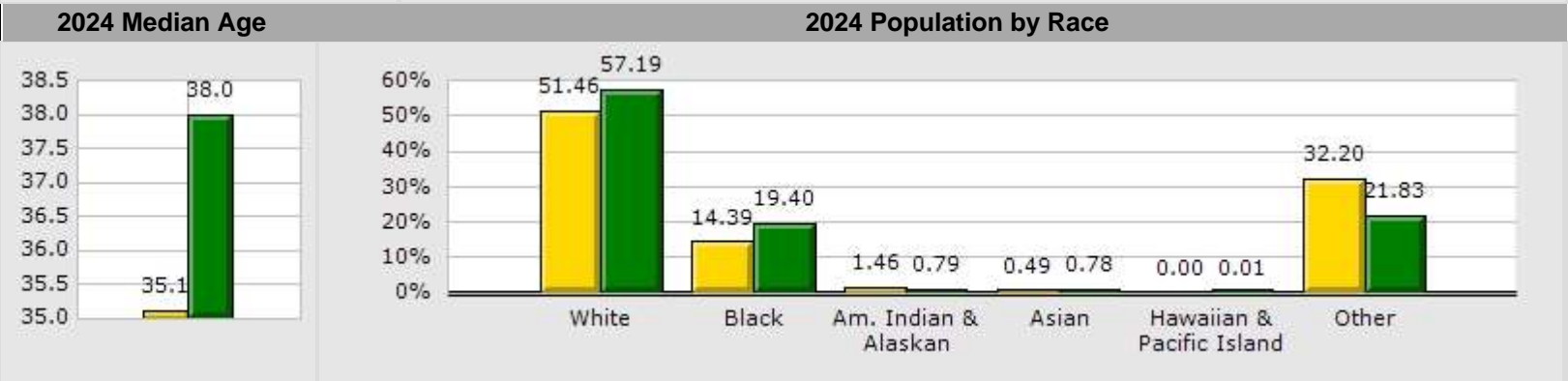
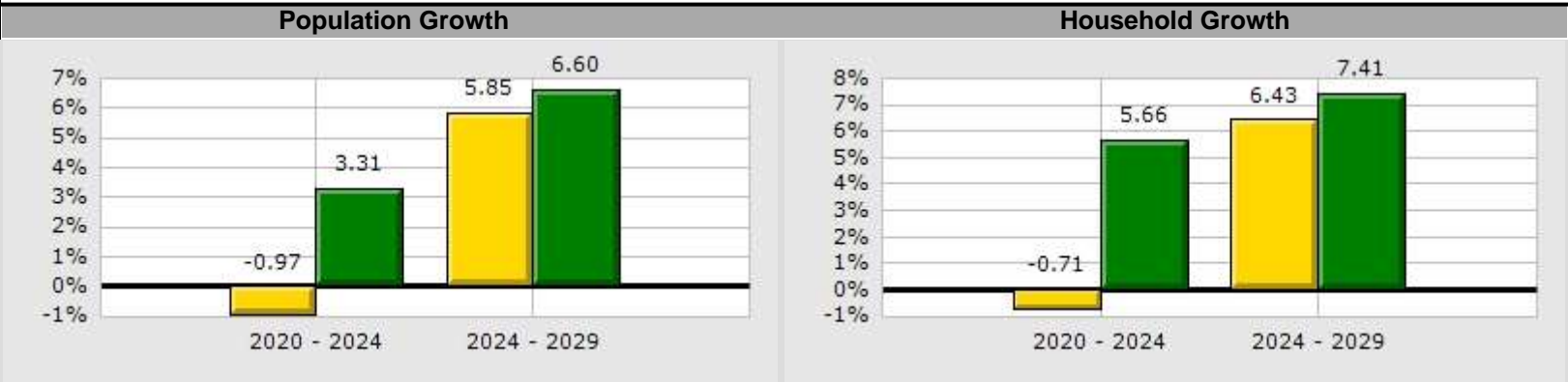
2808 E Main St, Madisonville, TX 77864

Type: Hospitality/Hotel

County: Madison

1 Mile

County



Days Inn & Suites Madisonville				
2808 E Main St, Madisonville, TX 77864				
Type:	Hospitality/Hotel			
County:	Madison			
	1 Mile		County	
Population Growth				
Growth 2020 - 2024	-0.97%		3.31%	
Growth 2024 - 2029	5.85%		6.60%	
Empl	188	99.47%	4,942	95.48%
Unempl	1	0.53%	234	4.52%
2024 Population by Race				
	410		13,901	
White	211	51.46%	7,950	57.19%
Black	59	14.39%	2,697	19.40%
Am. Indian & Alaskan	6	1.46%	110	0.79%
Asian	2	0.49%	109	0.78%
Hawaiian & Pacific Island	0	0.00%	1	0.01%
Other	132	32.20%	3,034	21.83%
Household Growth				
Growth 2020 - 2024	-0.71%		5.66%	
Growth 2024 - 2029	6.43%		7.41%	
Renter Occupied	63	45.00%	1,159	26.33%
Owner Occupied	77	55.00%	3,243	73.67%
2024 Households by Household Income				
	142		4,402	
Income <\$25K	43	30.28%	1,002	22.76%
Income \$25K - \$50K	28	19.72%	737	16.74%
Income \$50K - \$75K	44	30.99%	1,222	27.76%
Income \$75K - \$100K	2	1.41%	449	10.20%
Income \$100K - \$125K	4	2.82%	390	8.86%
Income \$125K - \$150K	4	2.82%	236	5.36%
Income \$150K - \$200K	15	10.56%	212	4.82%
Income \$200K+	2	1.41%	154	3.50%
2024 Med Household Inc	\$49,999		\$59,428	
2024 Median Age	35.10		38.00	



## Demographic Summary Report

### Days Inn & Suites Madisonville

2808 E Main St, Madisonville, TX 77864

Building Type: **Hospitality**

Class: -

RBA: **20,000 SF**

Typical Floor: **10,000 SF**

Total Available: **0 SF**

% Leased: **0%**

Rent/SF/Yr: -



Radius	1 Mile		5 Mile		10 Mile	
Population						
2029 Projection	434		7,244		11,885	
2024 Estimate	410		6,711		11,058	
2020 Census	414		6,027		10,396	
Growth 2024 - 2029	5.85%		7.94%		7.48%	
Growth 2020 - 2024	-0.97%		11.35%		6.37%	
2024 Population by Hispanic Origin	169		2,214		3,090	
2024 Population	410		6,711		11,058	
White	211	51.46%	3,371	50.23%	6,008	54.33%
Black	59	14.39%	1,455	21.68%	2,271	20.54%
Am. Indian & Alaskan	6	1.46%	80	1.19%	100	0.90%
Asian	2	0.49%	46	0.69%	77	0.70%
Hawaiian & Pacific Island	0	0.00%	1	0.01%	1	0.01%
Other	132	32.20%	1,757	26.18%	2,600	23.51%
U.S. Armed Forces	0		0		0	
Households						
2029 Projection	149		2,544		3,887	
2024 Estimate	140		2,349		3,591	
2020 Census	141		2,109		3,306	
Growth 2024 - 2029	6.43%		8.30%		8.24%	
Growth 2020 - 2024	-0.71%		11.38%		8.62%	
Owner Occupied	77	55.00%	1,522	64.79%	2,558	71.23%
Renter Occupied	63	45.00%	827	35.21%	1,033	28.77%
2024 Households by HH Income	142		2,348		3,591	
Income: <\$25,000	43	30.28%	597	25.43%	878	24.45%
Income: \$25,000 - \$50,000	28	19.72%	382	16.27%	649	18.07%
Income: \$50,000 - \$75,000	44	30.99%	724	30.83%	972	27.07%
Income: \$75,000 - \$100,000	2	1.41%	204	8.69%	357	9.94%
Income: \$100,000 - \$125,000	4	2.82%	98	4.17%	259	7.21%
Income: \$125,000 - \$150,000	4	2.82%	133	5.66%	177	4.93%
Income: \$150,000 - \$200,000	15	10.56%	85	3.62%	145	4.04%
Income: \$200,000+	2	1.41%	125	5.32%	154	4.29%
2024 Avg Household Income	\$61,525		\$71,705		\$70,866	
2024 Med Household Income	\$49,999		\$58,823		\$57,782	

**Days Inn & Suites Madisonville**

2808 E Main St, Madisonville, TX 77864

Building Type: **Hospitality**Total Available: **0 SF**

Class: -

% Leased: **0%**RBA: **20,000 SF**

Rent/SF/Yr: -

Typical Floor: **10,000 SF**

Business Employment by Type	# of Businesses	# Employees	#Emp/Bus
<b>Total Businesses</b>	<b>90</b>	<b>799</b>	<b>9</b>
Retail & Wholesale Trade	25	284	11
Hospitality & Food Service	20	279	14
Real Estate, Renting, Leasing	3	12	4
Finance & Insurance	7	25	4
Information	0	0	0
Scientific & Technology Services	4	22	6
Management of Companies	0	0	0
Health Care & Social Assistance	9	24	3
Educational Services	0	0	0
Public Administration & Sales	6	91	15
Arts, Entertainment, Recreation	1	6	6
Utilities & Waste Management	2	6	3
Construction	3	7	2
Manufacturing	1	10	10
Agriculture, Mining, Fishing	1	2	2
Other Services	8	31	4

## Consumer Spending Report

### Days Inn & Suites Madisonville

2808 E Main St, Madisonville, TX 77864

Building Type: **Hospitality**

Class: -

RBA: **20,000 SF**

Typical Floor: **10,000 SF**

Total Available: **0 SF**

% Leased: **0%**

Rent/SF/Yr: -



2024 Annual Spending (\$000s)	1 Mile	5 Mile	10 Mile
<b>Total Specified Consumer Spending</b>	<b>\$3,651</b>	<b>\$66,323</b>	<b>\$102,981</b>
<b>Total Apparel</b>	<b>\$218</b>	<b>\$3,760</b>	<b>\$5,601</b>
Women's Apparel	77	1,354	2,015
Men's Apparel	39	708	1,130
Girl's Apparel	19	317	443
Boy's Apparel	15	237	333
Infant Apparel	12	212	300
Footwear	55	931	1,381
<b>Total Entertainment &amp; Hobbies</b>	<b>\$536</b>	<b>\$10,114</b>	<b>\$15,871</b>
Entertainment	72	1,487	2,094
Audio & Visual Equipment/Service	132	2,373	3,694
Reading Materials	4	87	154
Pets, Toys, & Hobbies	84	1,540	2,476
Personal Items	244	4,626	7,454
<b>Total Food and Alcohol</b>	<b>\$1,013</b>	<b>\$17,787</b>	<b>\$27,408</b>
Food At Home	566	9,791	15,063
Food Away From Home	389	6,971	10,726
Alcoholic Beverages	58	1,025	1,618
<b>Total Household</b>	<b>\$512</b>	<b>\$9,833</b>	<b>\$15,561</b>
House Maintenance & Repair	117	2,290	3,837
Household Equip & Furnishings	207	3,964	6,261
Household Operations	145	2,717	4,134
Housing Costs	43	861	1,330

## Consumer Spending Report

### Days Inn & Suites Madisonville

2808 E Main St, Madisonville, TX 77864

2024 Annual Spending (000s)	1 Mile	5 Mile	10 Mile
<b>Total Transportation/Maint.</b>	<b>\$1,029</b>	<b>\$18,523</b>	<b>\$28,617</b>
Vehicle Purchases	561	9,975	15,496
Gasoline	288	5,091	7,781
Vehicle Expenses	15	345	506
Transportation	51	1,093	1,681
Automotive Repair & Maintenance	114	2,018	3,152
<b>Total Health Care</b>	<b>\$174</b>	<b>\$3,128</b>	<b>\$5,134</b>
Medical Services	96	1,713	2,765
Prescription Drugs	60	1,082	1,825
Medical Supplies	18	334	544
<b>Total Education/Day Care</b>	<b>\$168</b>	<b>\$3,179</b>	<b>\$4,788</b>
Education	111	2,074	3,097
Fees & Admissions	57	1,105	1,692