

For Lease

Small Bay Warehouse Space

3,300 SF | \$13.00 / SF



2502-2544 JMT Industrial Drive

Apopka, Florida 32703

Property Highlights

- 5 grade-level small bay warehouse buildings totaling 55,720± SF
- Clear height: 17' - 19'
- 13' x 14' grade level overhead doors
- Bays are 10% office (A/C) and 90% warehouse
- Central location just off Overland Road
- 1.2 miles to US Hwy 441 (Orange Blossom Trail) and Maitland Blvd interchange
- Zoning: IND-2/IND-3
- Operating Expenses: \$4.09/SF
- Fenced outside storage area available



Lease Rate: \$13.00 / SF NNN

For more information

Kevin O'Connor

O: 407 949 0736

koconnor@realvest.com

Matthew Cichocki

O: 407 949 0738

mcichocki@realvest.com

Available Spaces

2530 JMT Industrial Drive

Unit 101
5,500 SF
Leased

3,300 SF
Available

2538 JMT Industrial Drive

2502 JMT Industrial Drive

Units 109 / 110 3,600 SF Leased	Unit 108 1,800 SF Leased	Unit 107 1,800 SF Leased	Unit 106 1,800 SF Leased	Unit 105 1,800 SF Leased	Unit 104 1,800 SF Leased	Unit 103 1,800 SF Leased	Unit 101 / 102 3,600 SF Leased
---------------------------------------	--------------------------------	--------------------------------	--------------------------------	--------------------------------	--------------------------------	--------------------------------	--------------------------------------

2544 JMT Industrial Drive

Unit 101
1,700 SF
Leased

Unit 102
1,860 SF
Leased

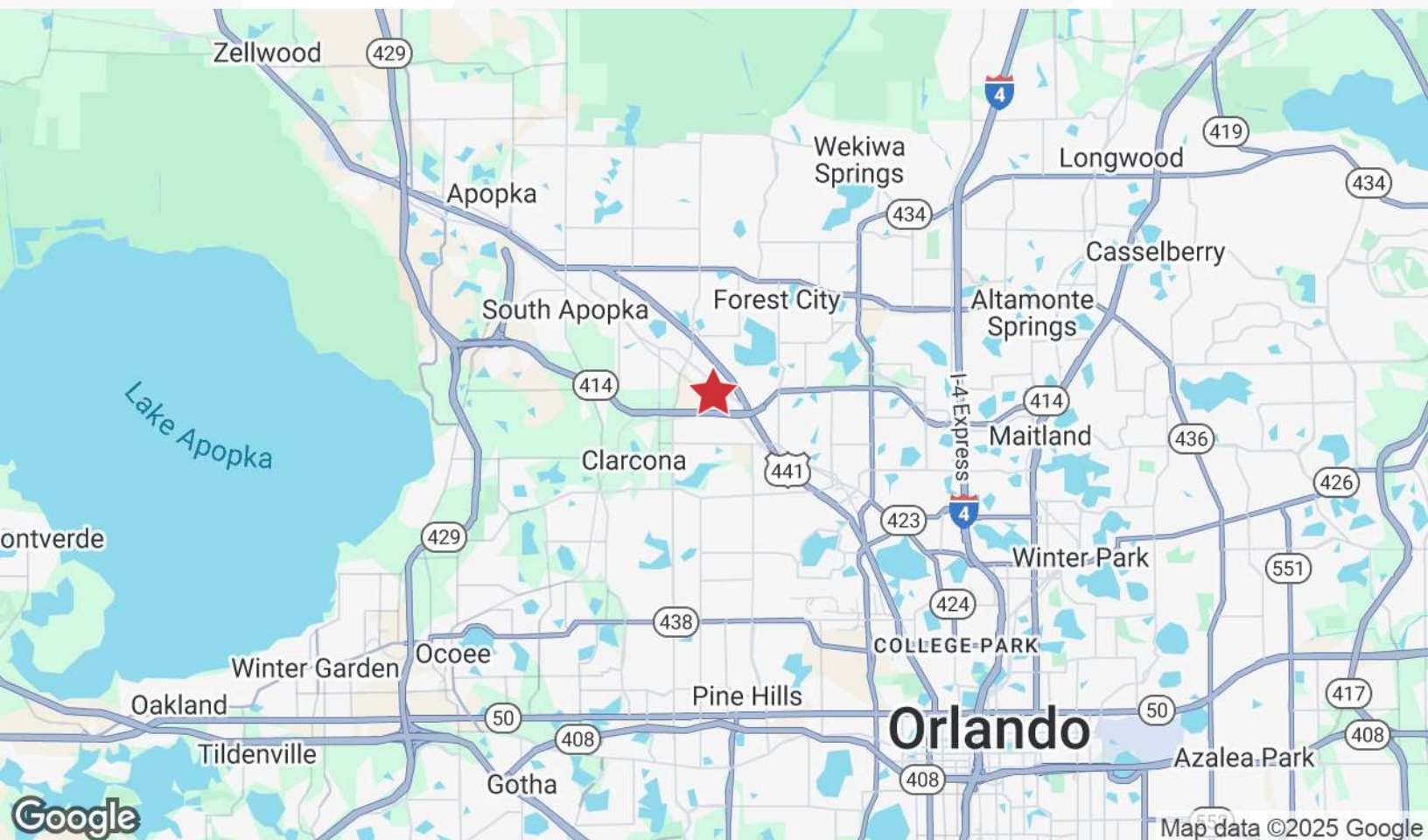
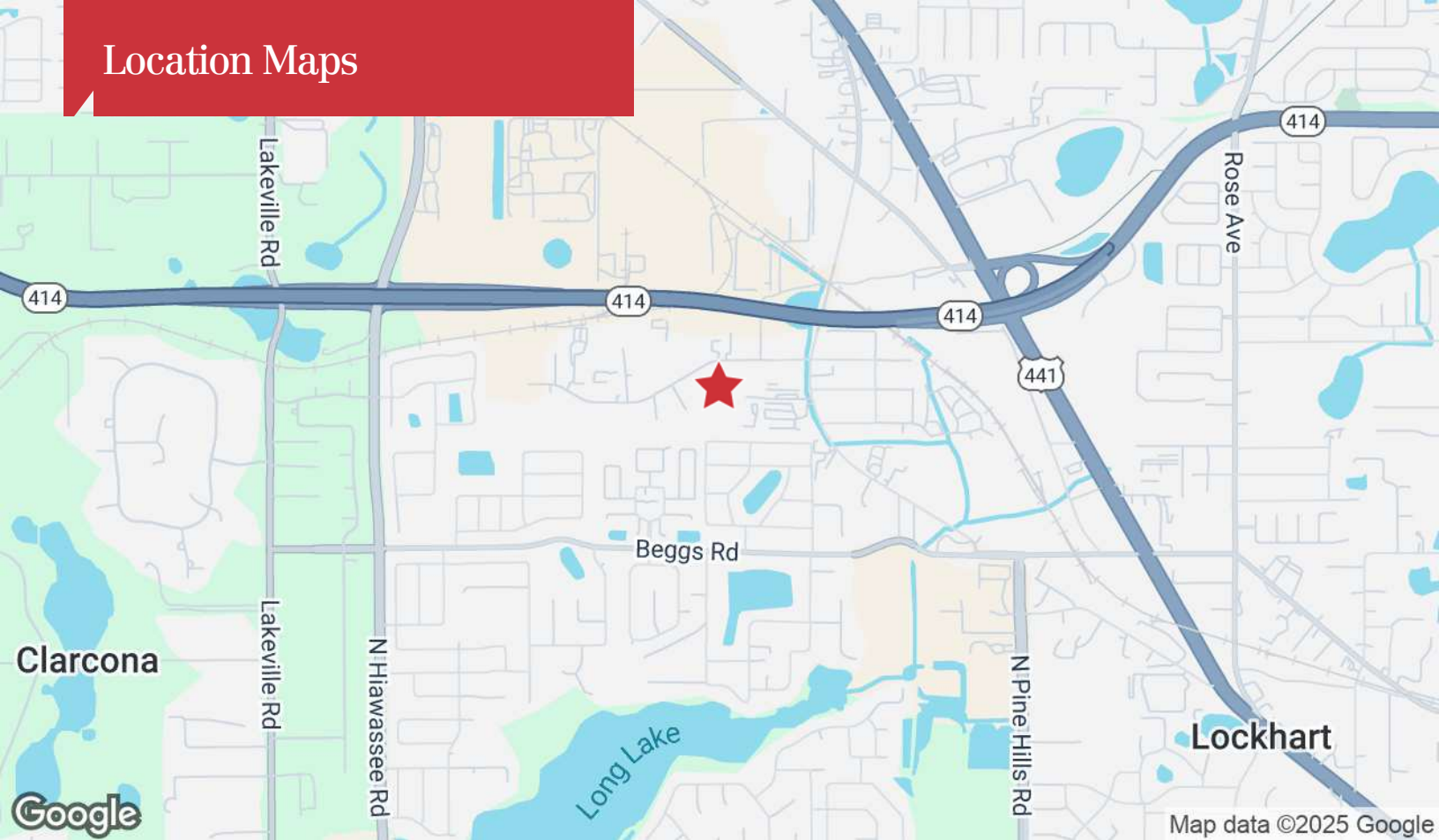
Unit 103
1,860 SF
Leased

2516 JMT Industrial Drive

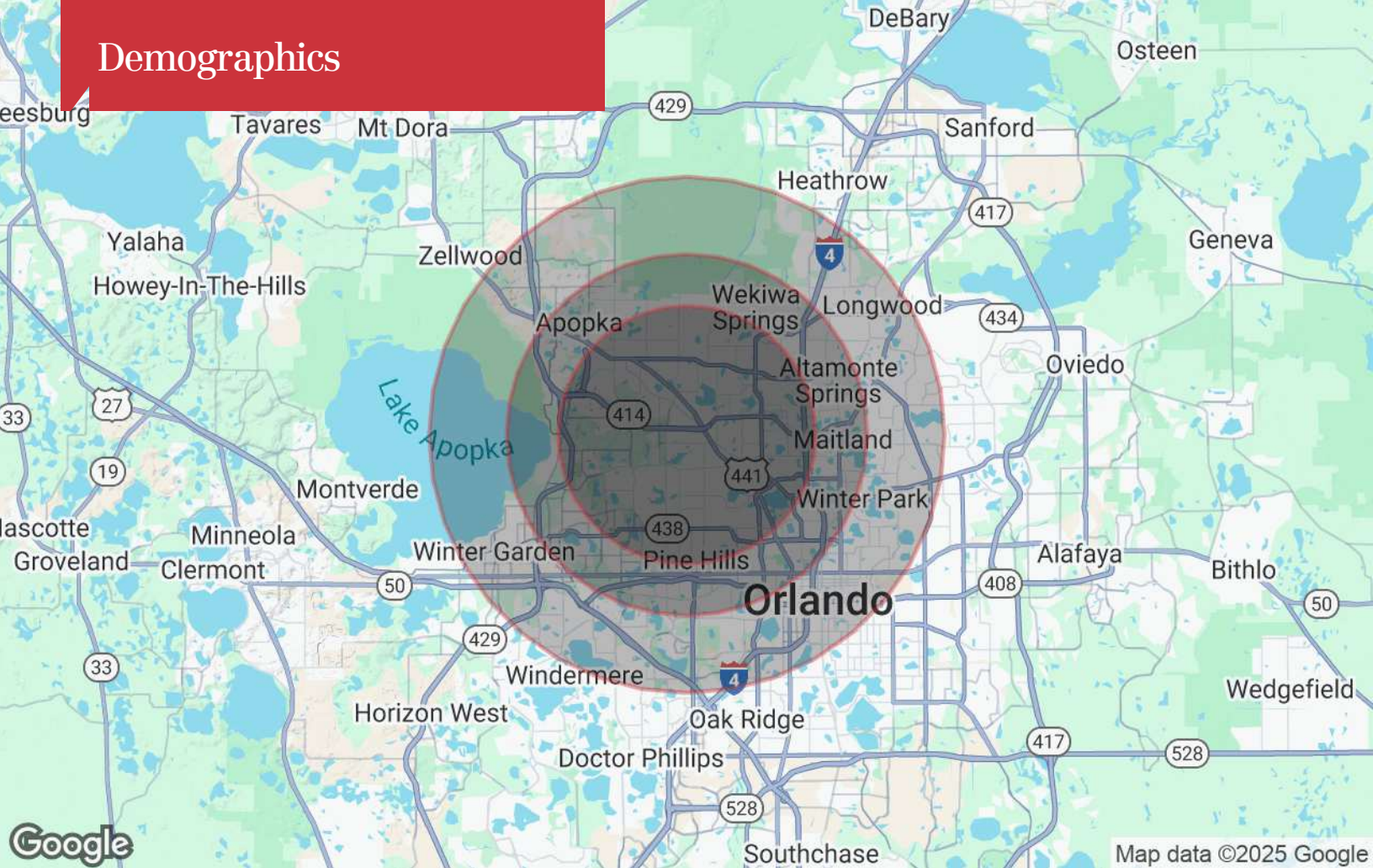
Unit 113 / 114 3,000 SF Leased	Unit 112 1,500 SF Leased	Unit 111 1,500 SF Leased	Unit 109 / 110 3,000 SF Leased	Unit 107 / 108 3,000 SF Leased	Unit 106 1,500 SF Leased	Unit 105 1,500 SF Leased	Unit 104 1,500 SF Leased	Unit 103 1,500 SF Leased	Unit 102 1,500 SF Leased	Unit 101 1,500 SF Leased
--------------------------------------	--------------------------------	--------------------------------	--------------------------------------	--------------------------------------	--------------------------------	--------------------------------	--------------------------------	--------------------------------	--------------------------------	--------------------------------

Space	Lease Rate	Lease Type	Size (SF)	Comments
2538 JMT Industrial Drive	\$13.00 SF/yr	NNN	3,300 SF	Office/Warehouse

Location Maps



Demographics



Population

	5 Miles	7 Miles	10 Miles
TOTAL POPULATION	244,243	447,131	756,826
MEDIAN AGE	39	40	40
MEDIAN AGE (MALE)	38	39	39
MEDIAN AGE (FEMALE)	40	41	41

Households & Income

	5 Miles	7 Miles	10 Miles
TOTAL HOUSEHOLDS	88,404	168,486	293,874
# OF PERSONS PER HH	2.8	2.7	2.6
AVERAGE HH INCOME	\$83,794	\$91,150	\$100,834
AVERAGE HOUSE VALUE	\$336,488	\$381,494	\$417,122

* Demographic data derived from 2020 ACS - US Census