

6937 Midland Industrial Drive

Shelbyville, KY

www.cbre.com/louisville

9,700 - 80,000+/- SF



Property Highlights

- 9,700 - 80,000± SF available for sublease
- 3,766± SF office area
- 1-8 dock doors
- 1 drive-in door
- 36' clear height
- ESFR sprinkler system
- LED lighting
- 1,200 Amps
- Up to 72 car parking spaces
- Contact agent for pricing

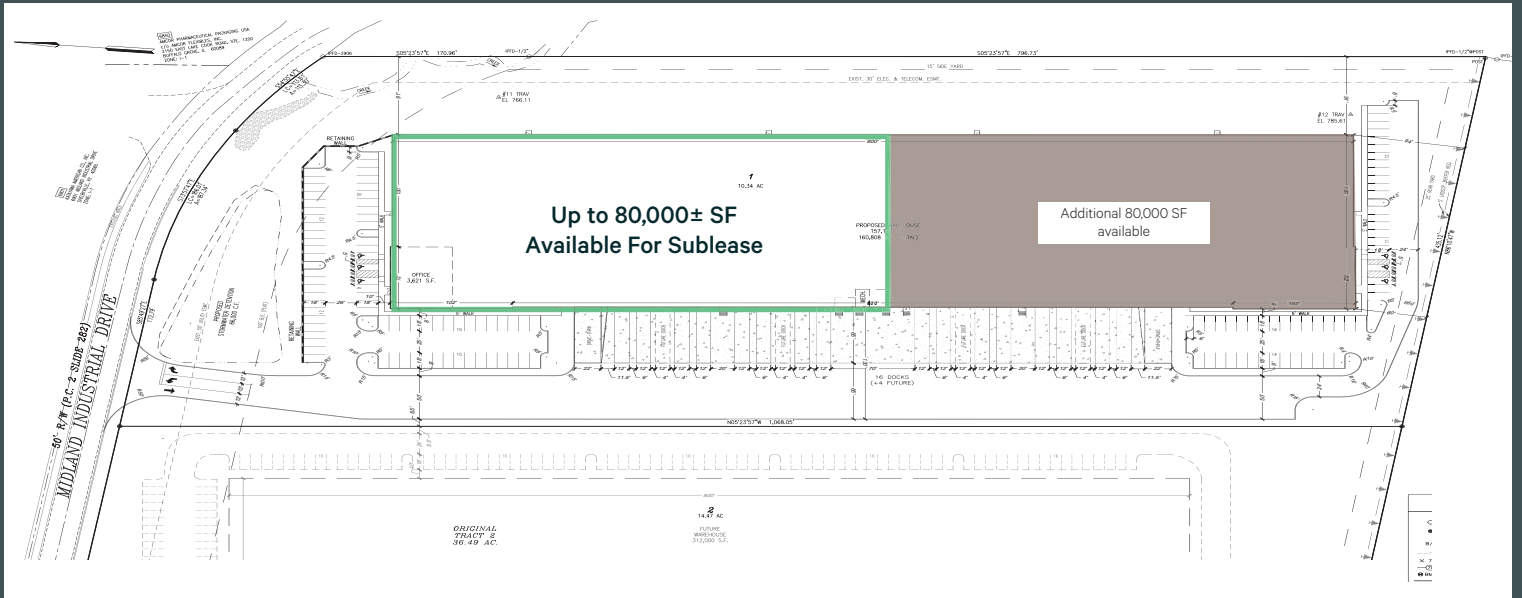
Contact Us

Blake A. Scinta, CCIM
Vice President
+1 502 412 7646
blake.scinta@cbre.com



Carrie Adelman
Sales Team Lead
+1 502 412 7628
carrie.adelman@cbre.com

6937 Midland Industrial Drive
Shelbyville, KY

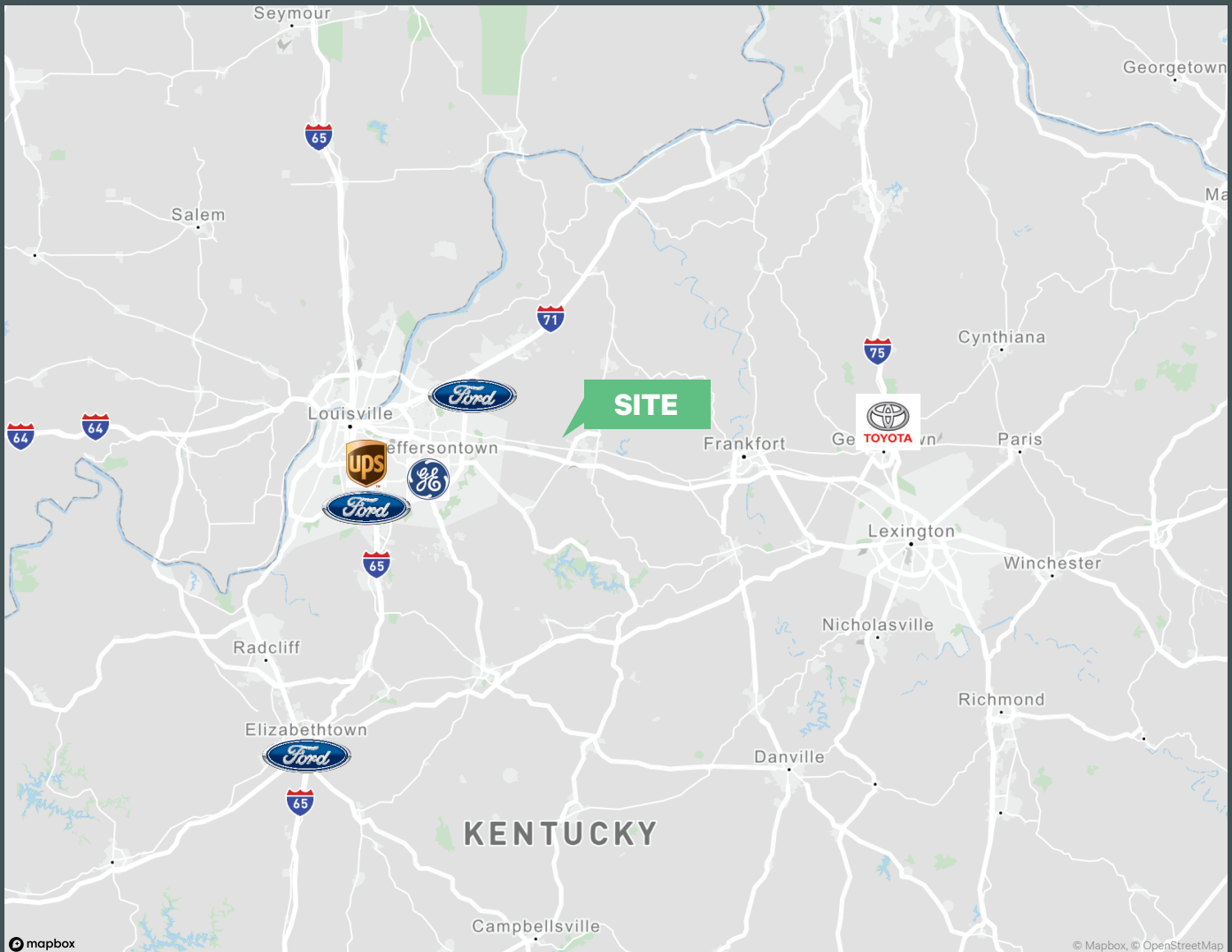
Floor Plan



Photos



Location



Contact Us

Blake A. Scinta, CCIM
Vice President
+1 502 412 7646
blake.scinta@cbre.com

Carrie Adelman
Sales Team Lead
+1 502 412 7628
carrie.adelman@cbre.com

© 2026 CBRE, Inc. All rights reserved. This information has been obtained from sources believed reliable, but has not been verified for accuracy or completeness. You should conduct a careful, independent investigation of the property and verify all information. Any reliance on this information is solely at your own risk. CBRE and the CBRE logo are service marks of CBRE, Inc. All other marks displayed on this document are the property of their respective owners, and the use of such logos does not imply any affiliation with or endorsement of CBRE. Photos herein are the property of their respective owners. Use of these images without the express written consent of the owner is prohibited.