

72-76 N. Broadway St. Des Plaines IL 60016

real

For Sale or Lease



Highlights

For Sale: \$550,000.00

For Lease: \$15.00 MG

Available SF: 6,500

Lot Size: .23 Acres

Taxes 2023: \$36,417.28

Zoning: C3 (commercial district)

Property Description

This property is for sale right off the busiest round about in Des Plaines IL. Property features over \$ 250,000 worth of work done to the interior building. This property went under a full gut rehab in the last two and a half years boasting everything from new floors, new appliances, new floor plan and more. The ceiling height ranges from 10 - 14 feet, making this highly desirable for many users. Contact today to schedule a showing!

REAL BROKER LLC

MICHAEL QUIRINI

Commercial Advisor

C. 331.234.0867




MikeqCRE@outlook.com



50 S. Main St. Naperville IL 60540-5485

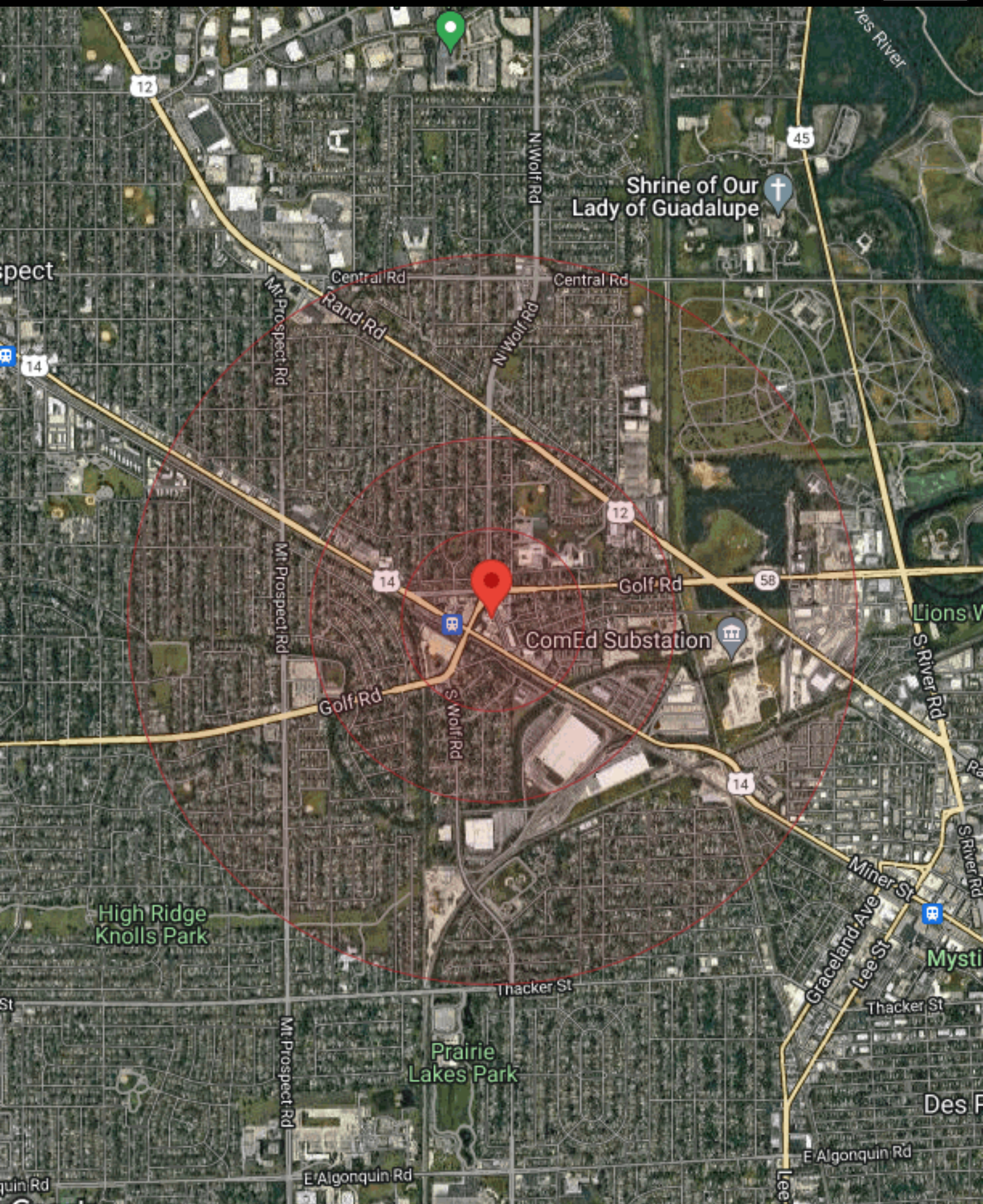
License: 475.192983, IL

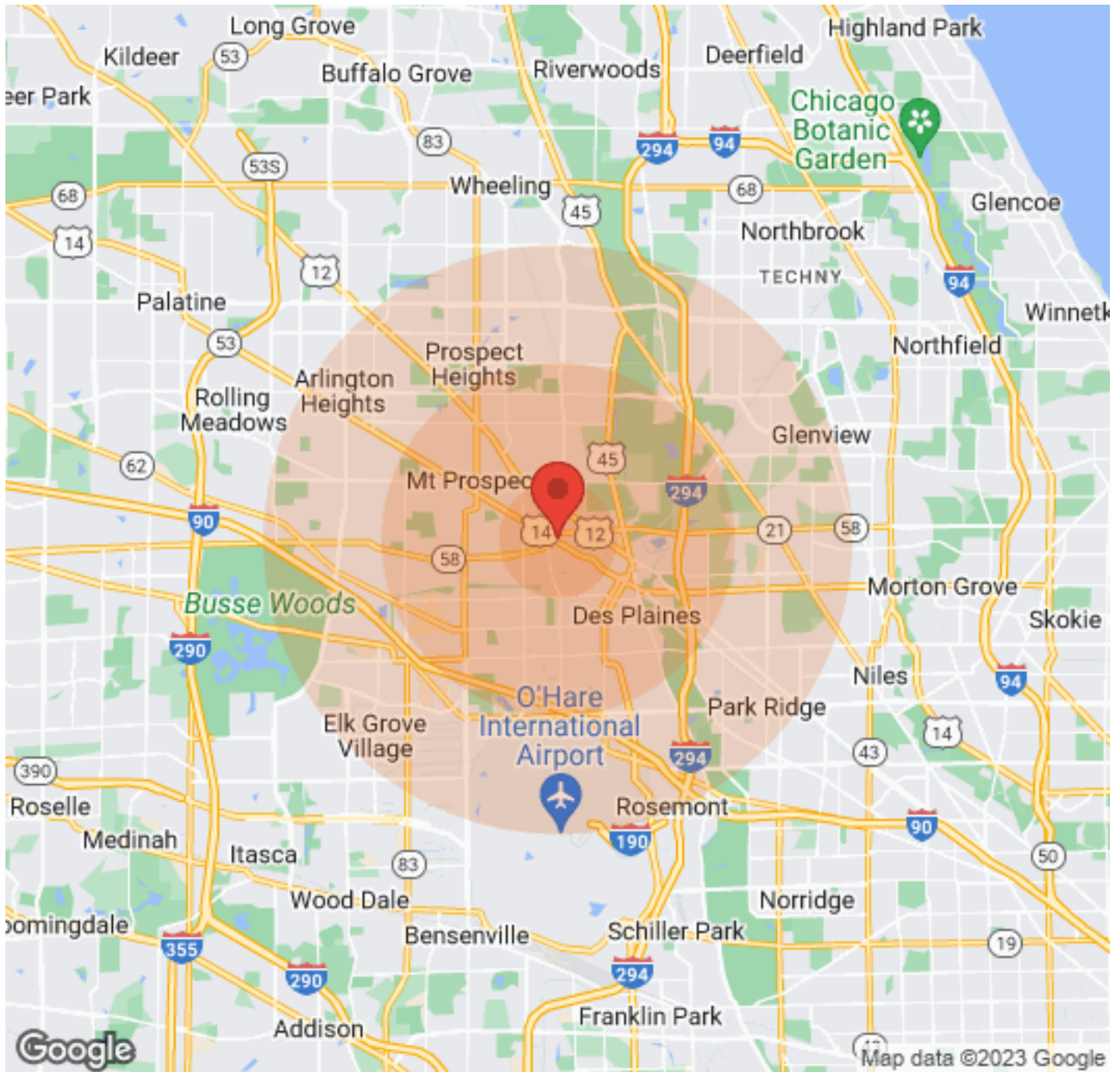
The calculations and data presented are deemed to be accurate, but not guaranteed. They are intended for the purpose of illustrative projections and analysis. The information provided is not intended to replace or serve as substitute for any legal, accounting, investment, real estate, tax or other professional advice, consultation or service. The user of this software should consult with a professional in the respective legal, accounting, tax or other professional area before making any decisions. ©2023 Real Brokerage, Inc. Real Brokerage is a registered trademark. Real Brokerage, Inc. does not guarantee accuracy of square footage, lot size or other information concerning the condition or features of the property provided by the seller or obtained from public records or other sources. Buyer is advised to independently verify accuracy of the information.

Onereal.com









Population	1 Mile	3 Miles	5 Miles
Male	6,843	65,588	151,662
Female	7,130	67,524	157,240
Total Population	13,973	133,112	308,902

Age	1 Mile	3 Miles	5 Miles
Ages 0-14	2,340	23,163	52,820
Ages 15-24	1,689	15,910	37,494
Ages 55-64	2,019	17,275	40,522
Ages 65+	2,749	25,184	60,376

Race	1 Mile	3 Miles	5 Miles
White	11,756	100,349	241,297
Black	79	2,321	4,156
Am In/AK Nat	19	334	505
Hawaiian	N/A	3	9
Hispanic	1,525	22,912	46,472
Multi-Racial	1,540	24,344	48,872

Income	1 Mile	3 Miles	5 Miles
Median	\$74,568	\$67,276	\$69,503
< \$15,000	222	4,012	8,667
\$15,000-\$24,999	361	4,301	9,462
\$25,000-\$34,999	412	5,092	11,267
\$35,000-\$49,999	530	7,526	16,969
\$50,000-\$74,999	953	10,051	22,300
\$75,000-\$99,999	842	7,355	17,009
\$100,000-\$149,999	1,142	8,022	19,340
\$150,000-\$199,999	423	2,645	7,122
> \$200,000	299	2,061	7,390

Housing	1 Mile	3 Miles	5 Miles
Total Units	5,300	51,939	123,235
Occupied	5,113	48,700	116,062
Owner Occupied	4,385	36,063	84,961
Renter Occupied	728	12,637	31,101
Vacant	187	3,239	7,173