



	MAJOR VERTICAL PENETRATIONS:	531 SQ. FT.
	BASE BUILDING CIRCULATION:	0 SQ. FT.
	OCCUPANT AREA:	7,808 SQ. FT.
	BUILDING SERVICE AREA:	532 SQ. FT.
	FLOOR SERVICE AREA:	375 SQ. FT.

INTERIOR GROSS AREA (GGA): 9,246 SQ. FT.