

FOR LEASE

KENT MERIDIAN PLACE

13215 SE 240TH ST, KENT, WA 98042






Property Overview

Suite 20D

1,029 SF

Former Seattle Evangelical Church

Call for pricing



KENT MERIDIAN PLACE

LOCATION AERIAL



SUBJECT
PROPERTY



SE 240TH ST


132ND AVE SE



AVAILABLE FOR LEASE

KIDDER MATHEWS

BUILDING AERIAL



DEMOGRAPHICS

POPULATION

	5 Min	10 Mins	15 Mins
2010 CENSUS	34,503	121,077	215,618
2020 CENSUS	30,338	105,507	186,899
2025 ESTIMATED	33,014	119,893	215,732
2030 PROJECTED	31,532	117,378	211,243

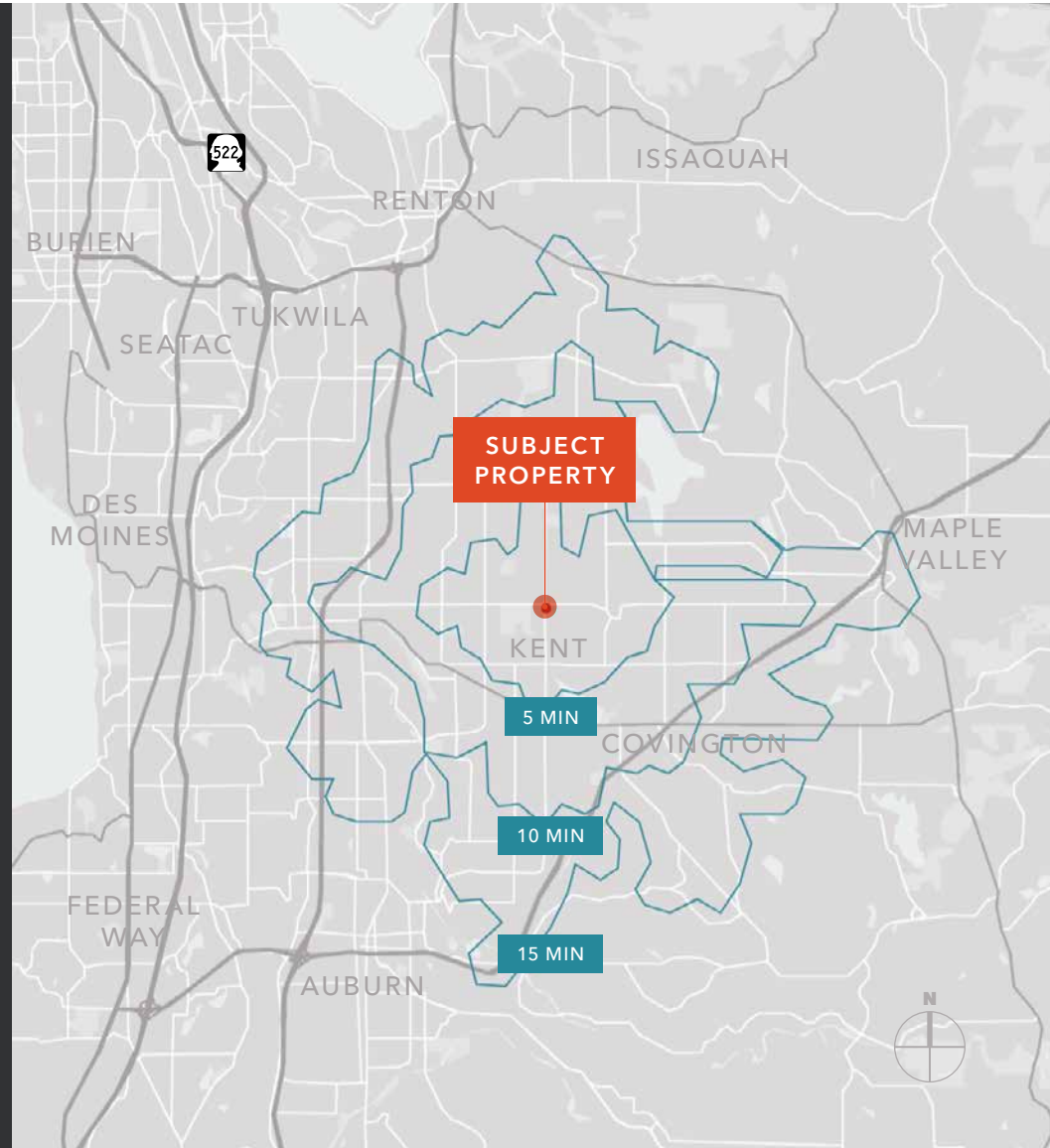
MEDIAN AGE & GENDER

	5 Min	10 Mins	15 Mins
MEDIAN AGE	37.7	36.7	36.5
% FEMALE	49.8%	49.6%	49.8%
% MALE	50.2%	50.4%	50.2%

HOUSEHOLD INCOME

	5 Min	10 Mins	15 Mins
2025 MEDIAN	\$125,297	\$115,944	\$113,041
2030 MEDIAN PROJECTED	\$125,015	\$115,583	\$112,711
2025 AVERAGE	\$157,150	\$142,971	\$141,567
2030 AVERAGE PROJECTED	\$156,094	\$141,690	\$140,377

Data Source: ©2025, Sites USA



KENT MERIDIAN PLACE





For more information, contact

NED WHALEN

Senior Vice President

206.491.5998

ned.whalen@kidder.com

BLAKE WEBER

Senior Vice President

206.898.1231

blake.weber@kidder.com

TIM WEBER

Executive Vice President

206.650.0391

tim.weber@kidder.com

KIDDER.COM

This information supplied herein is from sources we deem reliable. It is provided without any representation, warranty, or guarantee, expressed or implied as to its accuracy. Prospective Buyer or Tenant should conduct an independent investigation and verification of all matters deemed to be material, including, but not limited to, statements of income and expenses. Consult your attorney, accountant, or other professional advisor. All Kidder Mathews designs are the sole property of Kidder Mathews. Branded materials and layouts are not authorized for use by any other firm or person.

