




Share

AT PARK PLACE



3349 Michelson Drive, Suite 200 | Irvine, CA 92612



This flexible workplace consists of more than 60,000 sq.ft. of private offices, meeting rooms, and shared workspaces designed to help you have a great day, every day - and within a short drive of John Wayne Airport and Newport Beach.

Private Offices and Suites

50 Offices • 12 Suites • 14 Conference Rooms

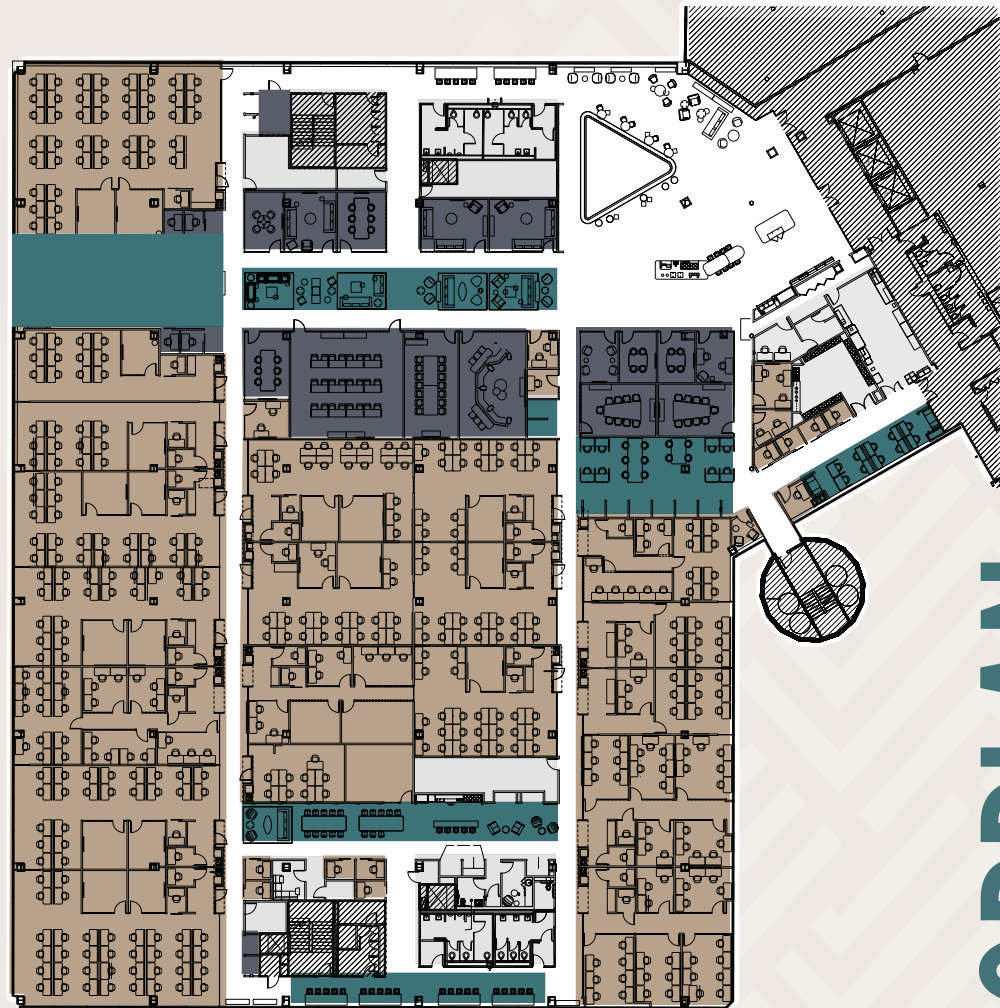




On-Site Amenities

- Craft coffee & tea
- Flexible terms
- Zoom meeting rooms
- Access to outdoor space
- Convenient parking
- 24/7 access
- Wellness room
- Printing
- Fast, secure WI-FI
- Professional-grade cleaning





SUITES/TEAMS

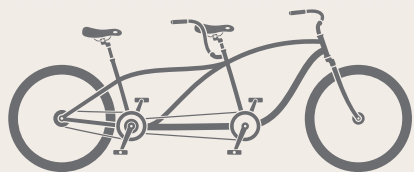


COLLAB AREAS



PRIVATE MEETINGS SPACES

FLOORPLAN



Share
AT PARK PLACE



3349 Michelson Drive, Suite 200 | Irvine, CA 92612

Park Place is located in the heart of Orange County, at Jamboree and the 405, with easy access to John Wayne Airport. Situated on 105 acres, Park Place boasts a wide variety of shops and restaurants, cutting-edge office space, contemporary living, an AC Hotel, and a LA Fitness Signature Club. Nowhere else will you find the synergy of quality space and on-site amenities within a lively campus environment.

PARKPLACEIRVINE.COM

For leasing information please contact:

DANELLE SANDELL

dsandell@LBArealty.com • 949.279.4639

For events information please contact:

DANA MEYERHOFF

dmeyerhoff@LBArealty.com • 949.556.0370

LBAProperties 