

The Orchards at O'Hare

NEW MIXED USE DEVELOPMENT

Des Plaines, IL 60018
www.cbre.us/90higgins

FEATURES

+ NEW MIXED USE DEVELOPMENT

- 2,400 SF Existing Outlot Space Adjacent to High Volume Panera

+ GREAT DAYTIME POPULATION

- 100,000 Employees within 3 Miles
- 13M SF of Office Space in Submarket

+ NEAR ENTERTAINMENT

- Allstate Arena
 - 1.3M Visitors per Year
- Donald E Stephens Convention Center
- Rivers Casino
- Rosemont Theatre
 - 23,000 Visitors per Year

+ PROVEN RESTAURANT MARKET

- Near Harry Caray's, Hugo's Frog Bar, Raising Cane's, First Watch, Five Guys, Chipotle, Outback Steakhouse, Stan's, Small Cheval, Big Chicken & More!

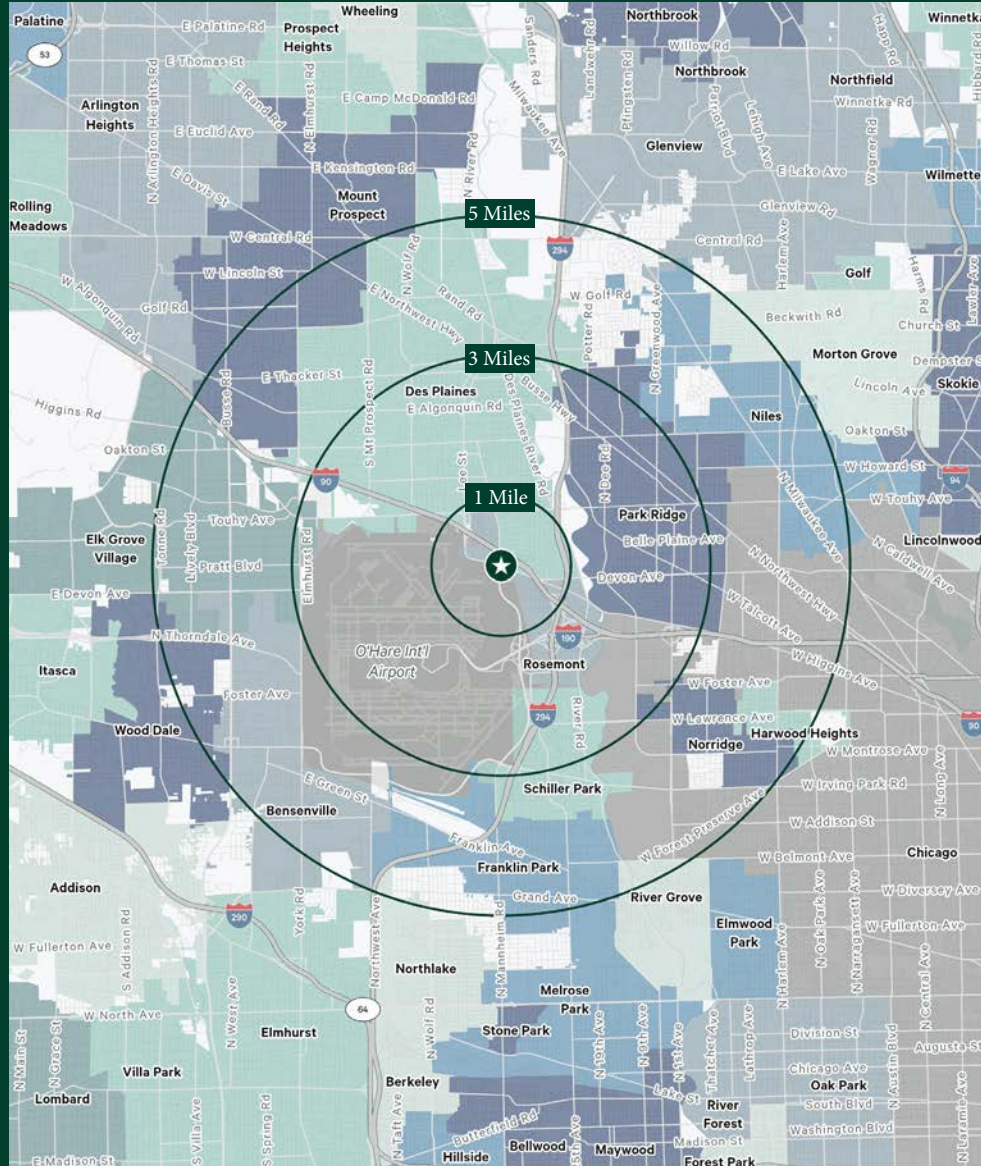


Contact Us

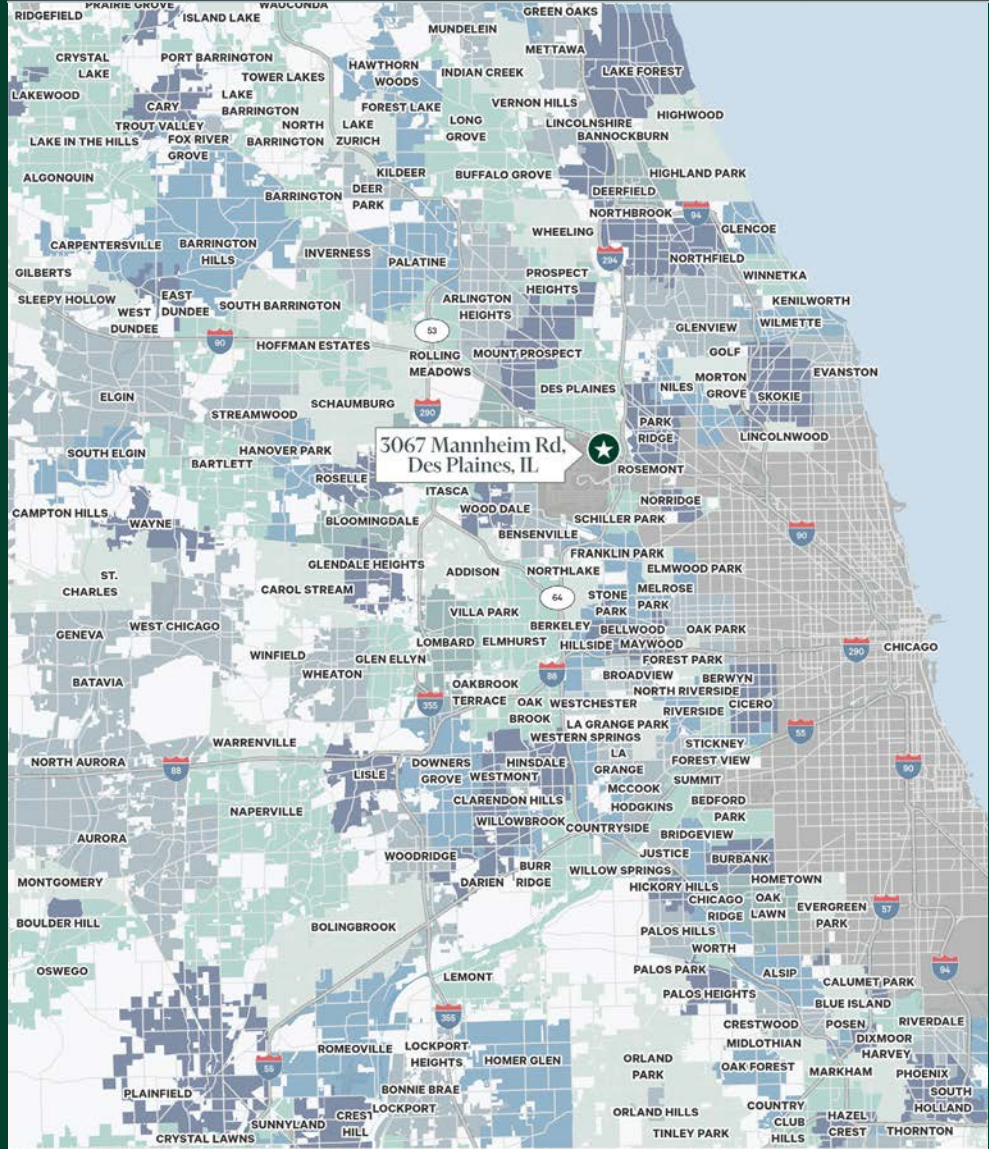
Sean McCourt
First Vice President
+1 312 297 7688
sean.mccourt@cbre.com

Joe Parrott, CRRP, CRX, CLS
Senior Vice President
+1 312 297 7680
joe.parrott@cbre.com

+ **SUBURBAN CHICAGO LOCATION**



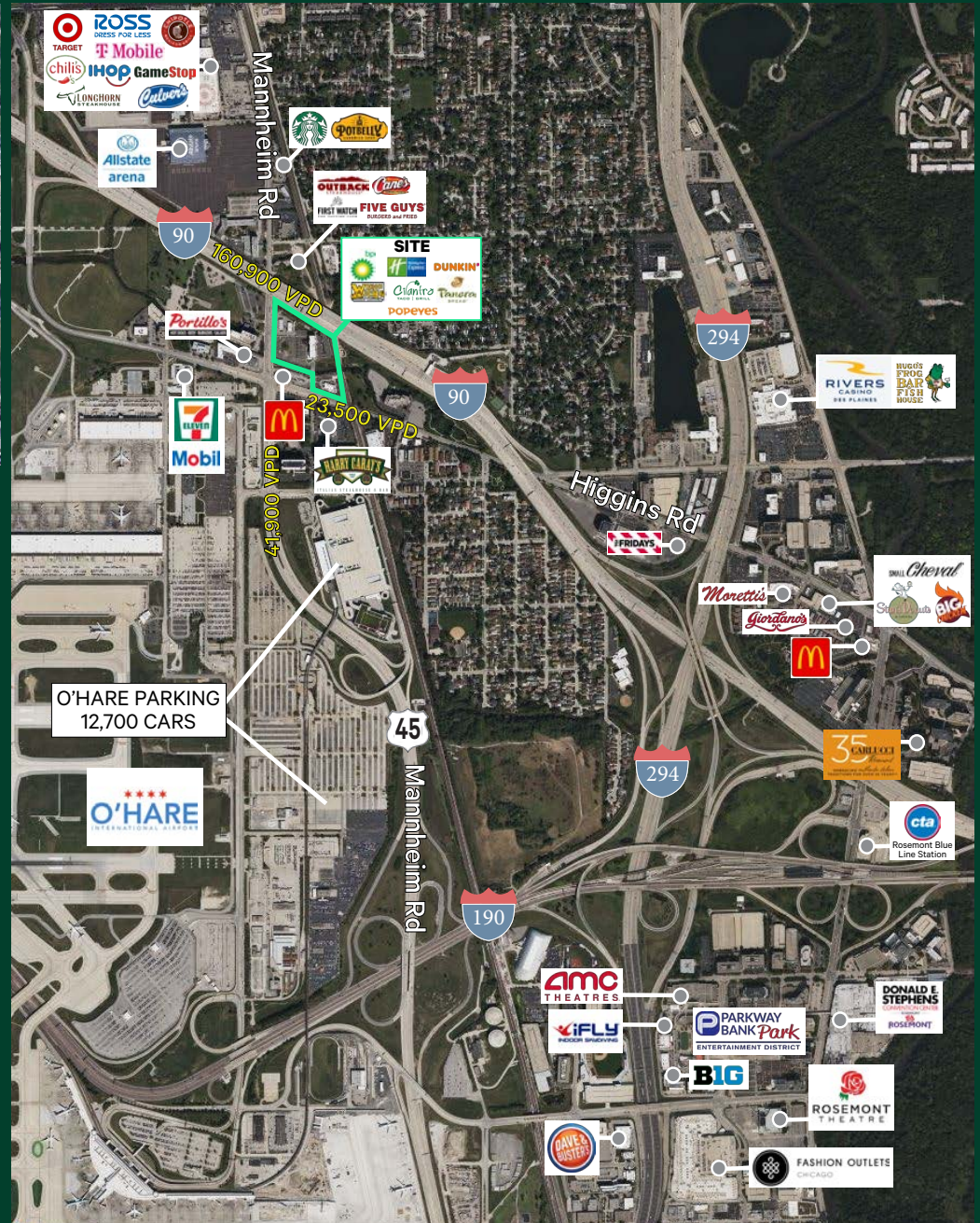
Estimated Demographics	1 Mile	3 Miles	5 Miles
Population	7,025	87,172	326,658
Avg. Household Income	\$101,094	\$121,317	\$113,027
Median Age	41.8	42.6	42.8



3067 Mannheim Rd

NEC Higgins & Mannheim Rd | Des Plaines, IL 60018

For Lease

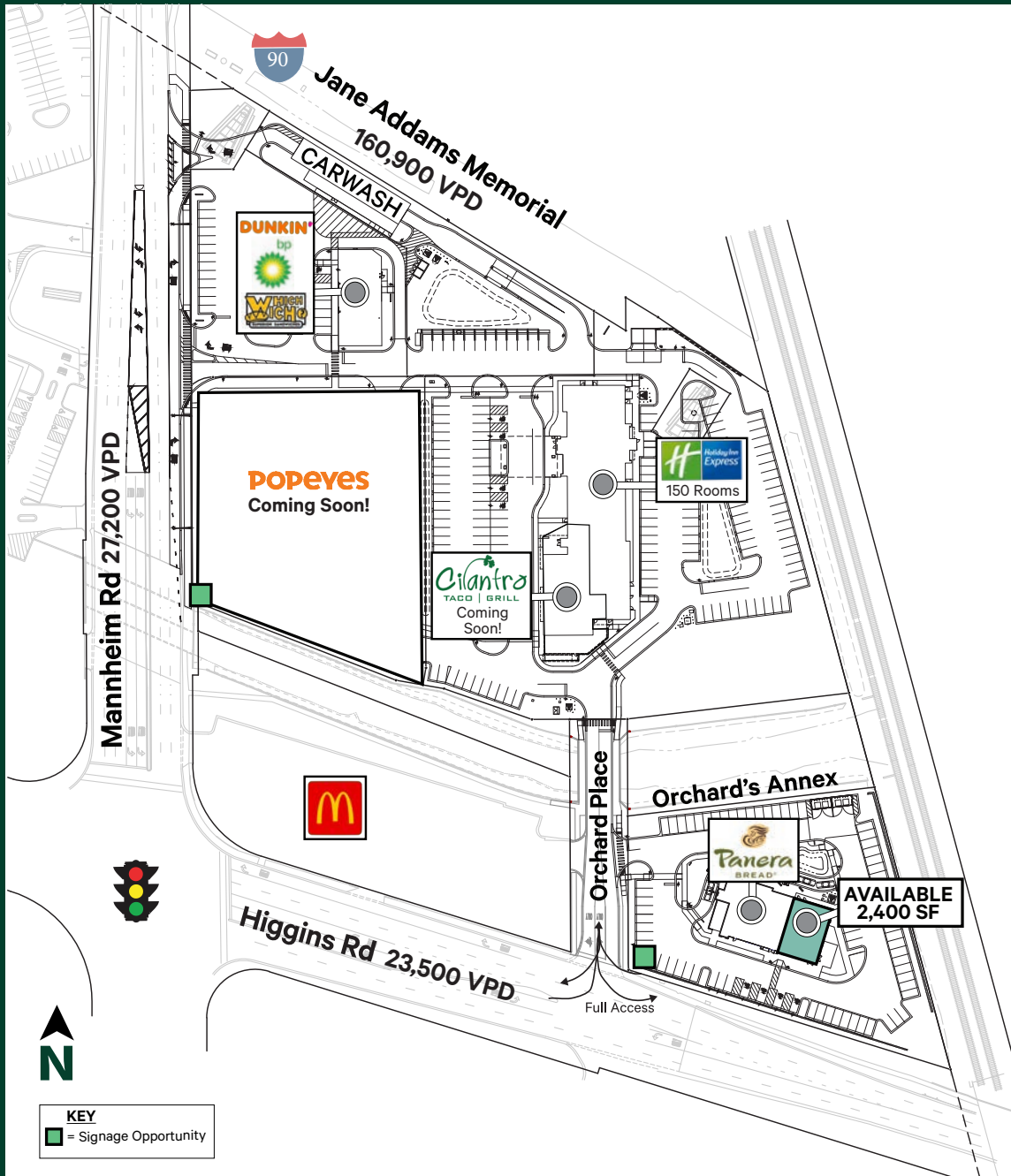


- + NEAR ENTERTAINMENT
- + PROVEN RESTAURANT MARKET



- + MAJOR HOTEL MARKET
- + OVER 2,000 HOTEL ROOMS WITHIN 0.75 MILES

Wyndham Chicago O'Hare	245
Extended Stay - O'Hare	122
Extended Stay - O'Hare South	88
Residence Inn	192
Hyatt Place	200
LaQuinta Inn & Suites	180
Staybridge Suites	145
Best Western	140
Sheraton Chicago	300
Holiday Inn & Suites	300
Holiday Inn Express & Suites	150
Avid Hotel Chicago	99
TOTAL	2,161



- + NEW MIXED USE DEVELOPMENT
- + HUGE TRAFFIC COUNTS

3067 Mannheim Rd

NEC Higgins & Mannheim Rd | Des Plaines, IL 60018

For more information:

Sean McCourt

First Vice President

+1 312 297 7688

sean.mccourt@cbre.com

Joe Parrott, CRRP, CRX, CLS

Senior Vice President

+1 312 297 7680

joe.parrott@cbre.com

CBRE, Inc

321 N. Clark St. Suite 3400, Chicago, IL 60654

3067 MANNHEIM RD

	1 MILE	3 MILES	5 MILES	7 MILES
POPULATION				
2022 Population - Current Year Estimate	7,025	87,172	326,658	709,360
2027 Population - Five Year Projection	6,775	84,982	318,631	692,483
2010 Population - Census	7,276	84,396	318,187	695,260
2000 Population - Census	7,116	82,700	321,075	695,125
2022-2027 Annual Population Growth Rate	-0.72%	-0.51%	-0.50%	-0.48%
HOUSEHOLDS				
2022 Households - Current Year Estimate	2,745	34,161	125,598	268,295
2027 Households - Five Year Projection	2,670	33,544	123,186	263,363
2010 Households - Census	2,731	33,201	122,247	261,015
2000 Households - Census	2,704	33,001	123,827	263,153
2022-2027 Annual Household Growth Rate	-0.55%	-0.36%	-0.39%	-0.37%
2022 Average Household Size	2.55	2.53	2.57	2.62
HOUSEHOLD INCOME				
2022 Average Household Income	\$101,094	\$121,317	\$113,027	\$115,747
2027 Average Household Income	\$119,725	\$142,726	\$133,584	\$136,202
2022 Median Household Income	\$80,380	\$84,185	\$82,222	\$85,020
2027 Median Household Income	\$89,213	\$101,839	\$100,167	\$102,051
2022 Per Capita Income	\$39,288	\$47,101	\$43,556	\$43,804
2027 Per Capita Income	\$46,928	\$55,774	\$51,758	\$51,827
HOUSING UNITS				
2022 Housing Units	2,855	36,012	132,808	283,256
2022 Vacant Housing Units	110 3.9%	1,851 5.1%	7,210 5.4%	14,961 5.3%
2022 Occupied Housing Units	2,745 96.1%	34,161 94.9%	125,598 94.6%	268,296 94.7%
2022 Owner Occupied Housing Units	1,806 63.3%	24,091 66.9%	88,433 66.6%	192,803 68.1%
2022 Renter Occupied Housing Units	939 32.9%	10,070 28.0%	37,165 28.0%	75,493 26.7%
EDUCATION				
2022 Population 25 and Over	5,018	63,369	239,280	513,365
HS and Associates Degrees	2,977 59.3%	29,579 46.7%	121,106 50.6%	262,803 51.2%
Bachelor's Degree or Higher	1,418 28.3%	28,274 44.6%	95,050 39.7%	202,211 39.4%
PLACE OF WORK				
2022 Businesses	758	4,987	15,410	28,254
2022 Employees	16,031	100,229	248,253	443,879

© 2021 CBRE, Inc. All rights reserved. This information has been obtained from sources believed reliable, but has not been verified for accuracy or completeness. You should conduct a careful, independent investigation of the property and verify all information. Any reliance on this information is solely at your own risk. CBRE and the CBRE logo are service marks of CBRE, Inc. All other marks displayed on this document are the property of their respective owners, and the use of such logos does not imply any affiliation with or endorsement of CBRE. Photos herein are the property of their respective owners. Use of these images without the express written consent of the owner is prohibited.