



Prime Warehouse Location

Property Highlights:

- Prime Location GSP Airport/Port
- +/-14,000-28,000 Warehouse Sq Ft
- 6,000 Sq Ft Corporate Office Space
- 1,500 Sq Ft Warehouse Office Space
- 24 Ft Center Ceiling Height
- 7 Drive In Doors (14'x14')
- 1 Five Ton Crane
- 4 One Ton "JIB Cranes
- 3.34+ Acre Parcel
- Public water

Matt Foster
864-360-7780
matt@fostercommercial.com



No warranty or representation, expressed or implied, is made to the accuracy of the information contained herein, and the same is submitted subject to errors, omissions, change of price, rental or other conditions, imposed by the principles.

PRIME BUILDING FOR LEASE

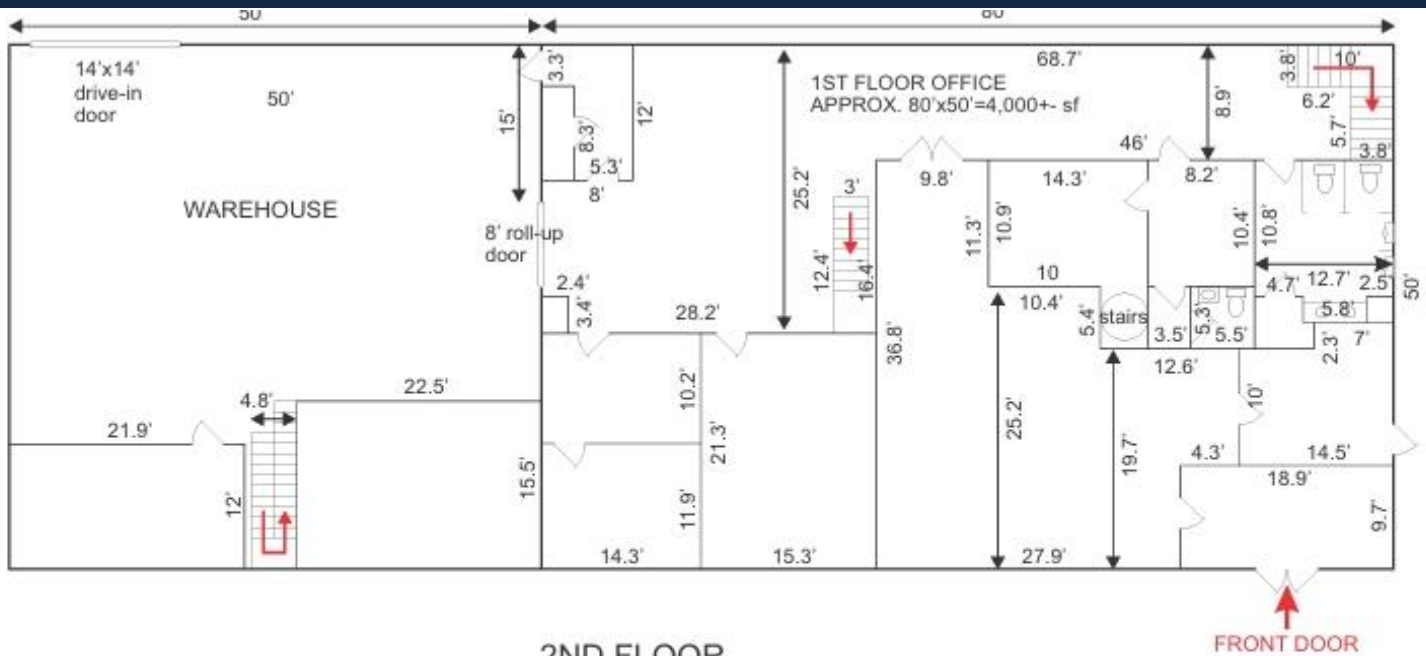
1861 SOUTH HWY 14, GREER

\$9.50 PER SQ FT + \$1.08 PER SQ FT NNN



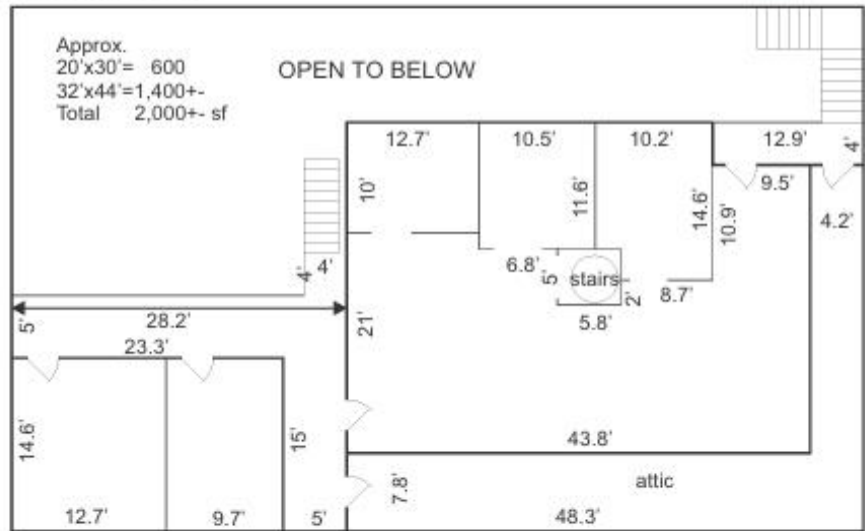
No warranty or representation, expressed or implied, is made to the accuracy of the information contained herein, and the same is submitted subject to errors, omissions, change of price, rental or other conditions, imposed by the principles.

\$9.50 PER SQ FT + \$1.08 PER SQ FT NNN



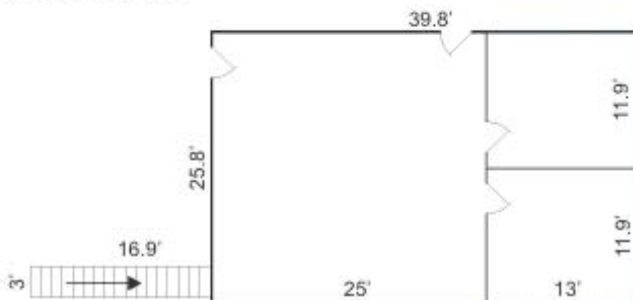
2ND FLOOR

TOTAL BUILDING SIZE:
 WAREHOUSE: 29,500
 OFFICE IN WHSE: 1,500
 MAIN OFFICE: 6,000
 TOTAL: 37,000+- SF

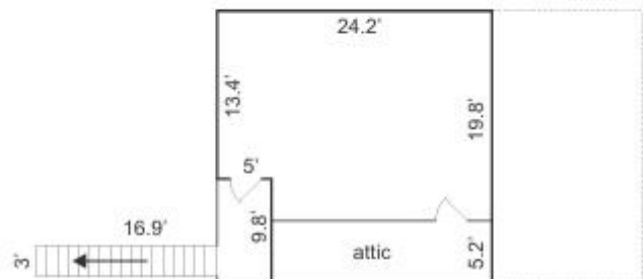


WAREHOUSE OFFICE - TOTAL SIZE: 1,500+- SF

1ST FLOOR



2ND FLOOR



No warranty or representation, expressed or implied, is made to the accuracy of the information contained herein, and the same is submitted subject to errors, omissions, change of price, rental or other conditions, imposed by the principles.