

FOR LEASE OR SALE  
FOR SALE

FOR LEASE or SALE

141 S. DuPont Blvd  
Smyrna DE 19977





# FOR LEASE or SALE

## CONTENTS

- 01 **Executive Summary**  
Investment Summary
- 02 **Property Description**  
Property Images
- 03 **Demographics**  
General Demographics

*Exclusively Marketed by:*

**Larry Thompson**  
R&R Commercial Realty  
(302) 270-1186  
lthomp3682@gmail.com



<http://www.randrcommercialrealty.com>

We obtained the following information above from sources we believe to be reliable. However, we have not verified its accuracy and make no guarantee, warranty or representation about it. It is submitted subject to the possibility of errors, omissions, change of price, rental or other conditions, prior sale, lease or financing, or withdrawal without notice. We include projections, opinions, assumptions or estimates for example only, and they may not represent the current or future performance of the property. You and your tax and legal advisors should conduct your own investigation of the property and transaction.

01	Executive Summary
	Investment Summary

---

## OFFERING SUMMARY

---

ADDRESS	141 S. DuPont Blvd Smyrna DE 19977
COUNTY	Kent

---

---

## FINANCIAL SUMMARY

---

PRICE	\$515,000
-------	-----------

---

---

DEMOGRAPHICS	1 MILE	3 MILE	5 MILE
2023 Population	7,598	26,900	38,643
2023 Median HH Income	\$63,968	\$75,857	\$76,599
2023 Average HH Income	\$80,749	\$93,227	\$94,853

---

# FOR LEASE OR SALE

02

Property Description

Property Images



03

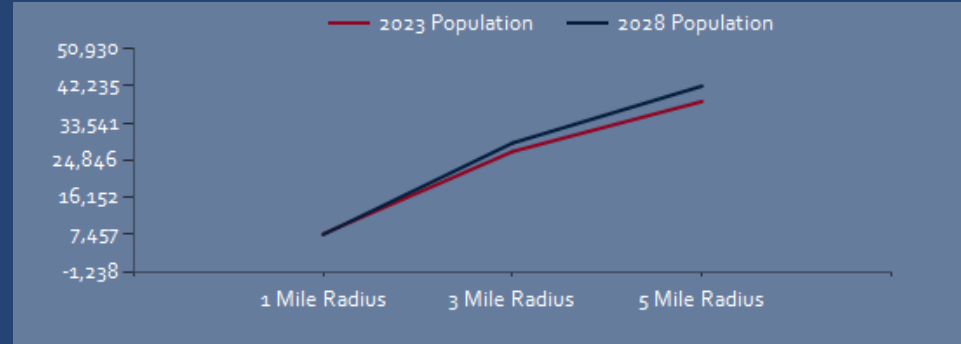
Demographics

General Demographics

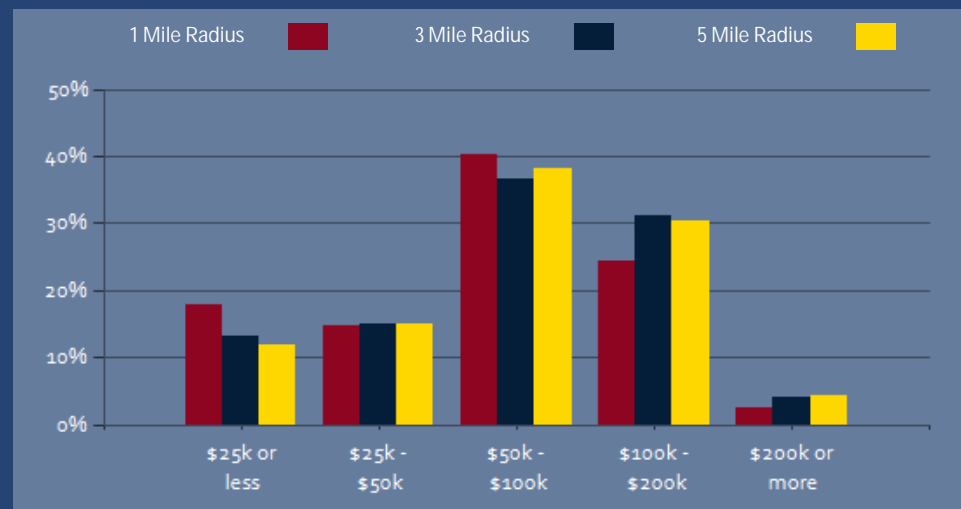


POPULATION	1 MILE	3 MILE	5 MILE
2000 Population	5,496	12,522	17,096
2010 Population	7,171	20,891	29,733
2023 Population	7,598	26,900	38,643
2028 Population	7,457	28,905	42,235
2023 African American	2,491	8,767	11,957
2023 American Indian	35	82	130
2023 Asian	94	483	729
2023 Hispanic	619	1,967	2,661
2023 Other Race	235	732	970
2023 White	4,104	14,760	21,963
2023 Multiracial	635	2,067	2,885
2023-2028: Population: Growth Rate	-1.85%	7.25%	8.95%

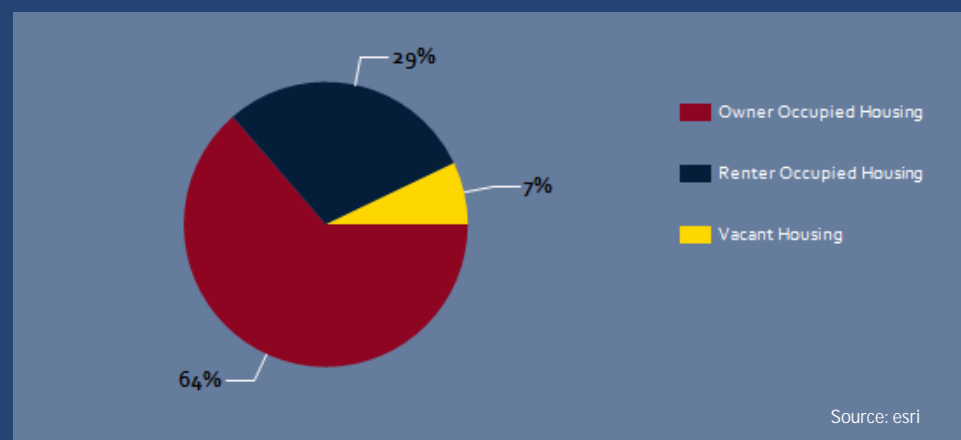
2023 HOUSEHOLD INCOME	1 MILE	3 MILE	5 MILE
less than \$15,000	217	462	617
\$15,000-\$24,999	288	760	993
\$25,000-\$34,999	195	435	608
\$35,000-\$49,999	226	970	1,426
\$50,000-\$74,999	743	1,980	2,902
\$75,000-\$99,999	402	1,452	2,259
\$100,000-\$149,999	523	2,044	2,789
\$150,000-\$199,999	172	878	1,315
\$200,000 or greater	74	369	578
Median HH Income	\$63,968	\$75,857	\$76,599
Average HH Income	\$80,749	\$93,227	\$94,853



### 2023 Household Income



### 2023 Own vs. Rent - 1 Mile Radius

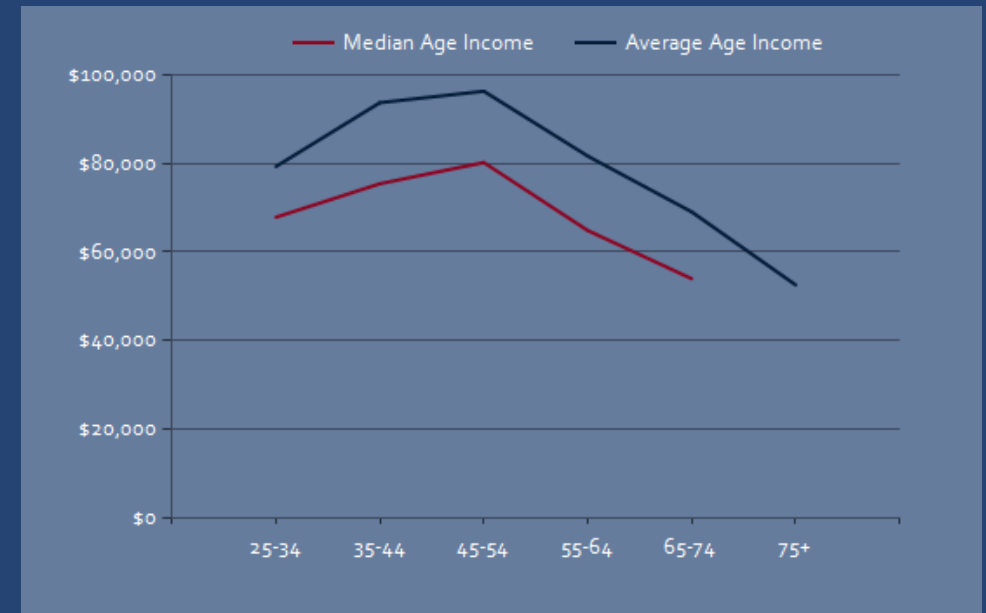
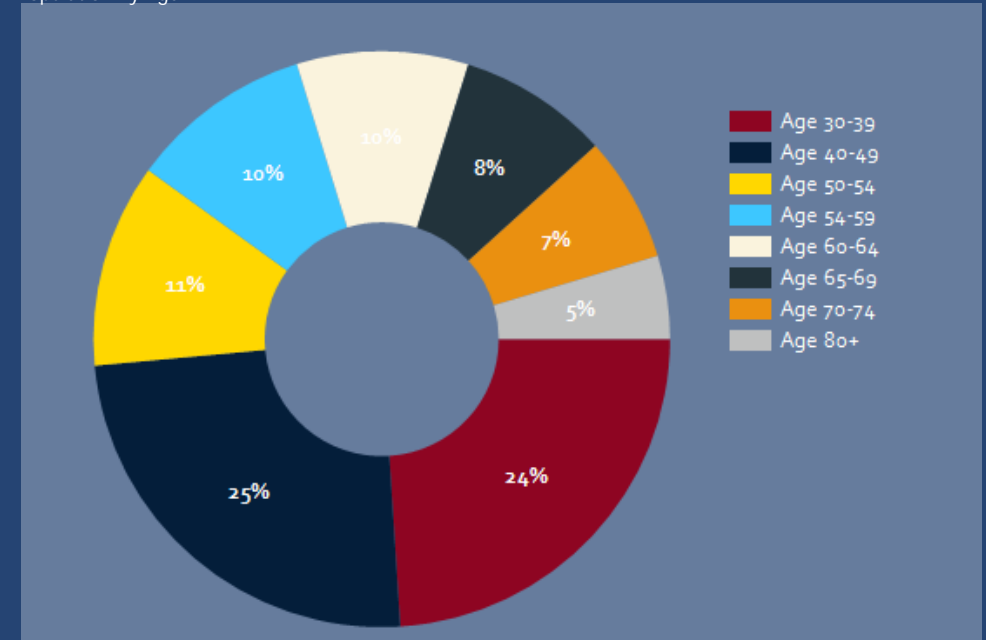




2023 POPULATION BY AGE	1 MILE	3 MILE	5 MILE
2023 Population Age 30-34	488	1,805	2,539
2023 Population Age 35-39	527	1,913	2,753
2023 Population Age 40-44	560	2,035	2,878
2023 Population Age 45-49	480	1,801	2,576
2023 Population Age 50-54	485	1,757	2,520
2023 Population Age 55-59	434	1,571	2,288
2023 Population Age 60-64	407	1,495	2,220
2023 Population Age 65-69	357	1,290	1,925
2023 Population Age 70-74	298	1,082	1,633
2023 Population Age 75-79	198	775	1,185
2023 Population Age 80-84	142	468	698
2023 Population Age 85+	127	370	551
2023 Population Age 18+	5,688	20,553	29,515
2023 Median Age	37	38	39
2028 Median Age	37	38	38

2023 INCOME BY AGE	1 MILE	3 MILE	5 MILE
Median Household Income 25-34	\$67,894	\$77,956	\$77,404
Average Household Income 25-34	\$79,384	\$91,670	\$92,339
Median Household Income 35-44	\$75,486	\$93,525	\$93,418
Average Household Income 35-44	\$93,823	\$111,144	\$112,648
Median Household Income 45-54	\$80,284	\$93,514	\$92,846
Average Household Income 45-54	\$96,413	\$108,592	\$110,118
Median Household Income 55-64	\$64,895	\$79,627	\$80,029
Average Household Income 55-64	\$81,743	\$96,046	\$97,251
Median Household Income 65-74	\$54,006	\$60,438	\$61,931
Average Household Income 65-74	\$69,120	\$78,715	\$81,274
Average Household Income 75+	\$52,596	\$55,965	\$59,062

Population By Age



# FOR LEASE or SALE

## CONFIDENTIALITY and DISCLAIMER

The information contained in the following offering memorandum is proprietary and strictly confidential. It is intended to be reviewed only by the party receiving it from R&R Commercial Realty and it should not be made available to any other person or entity without the written consent of R&R Commercial Realty.

By taking possession of and reviewing the information contained herein the recipient agrees to hold and treat all such information in the strictest confidence. The recipient further agrees that recipient will not photocopy or duplicate any part of the offering memorandum. If you have no interest in the subject property, please promptly return this offering memorandum to R&R Commercial Realty. This offering memorandum has been prepared to provide summary, unverified financial and physical information to prospective purchasers, and to establish only a preliminary level of interest in the subject property.

The information contained herein is not a substitute for a thorough due diligence investigation. R&R Commercial Realty has not made any investigation, and makes no warranty or representation with respect to the income or expenses for the subject property, the future projected financial performance of the property, the size and square footage of the property and improvements, the presence or absence of contaminating substances, PCBs or asbestos, the compliance with local, state and federal regulations, the physical condition of the improvements thereon, or financial condition or business prospects of any tenant, or any tenant's plans or intentions to continue its occupancy of the subject property.

The information contained in this offering memorandum has been obtained from sources we believe reliable; however, R&R Commercial Realty has not verified, and will not verify, any of the information contained herein, nor has R&R Commercial Realty conducted any investigation regarding these matters and makes no warranty or representation whatsoever regarding the accuracy or completeness of the information provided. All potential buyers must take appropriate measures to verify all of the information set forth herein. Prospective buyers shall be responsible for their costs and expenses of investigating the subject property.

*Exclusively Marketed by:*

**Larry Thompson**

R&R Commercial Realty

(302) 270-1186

lthomp3682@gmail.com



<http://www.randrcommercialrealty.com>

powered by CREOP