

NOW AVAILABLE

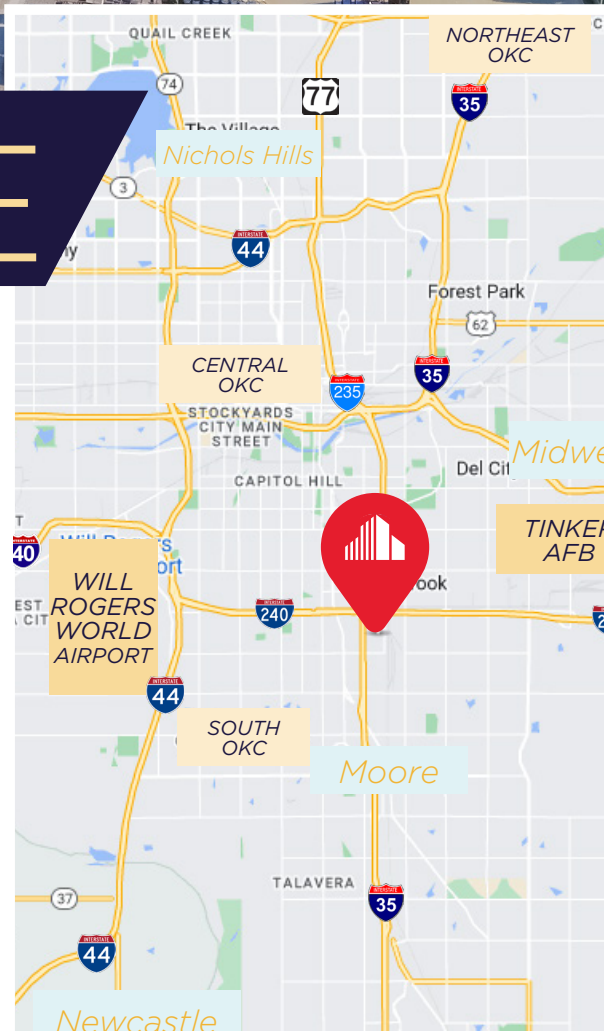
± 543,688 SF INDUSTRIAL

1300 SE 82ND STREET
OKLAHOMA CITY, OK 73149



CUSHMAN &
WAKEFIELD

COMMERCIAL
OKLAHOMA



AVAILABLE NOW



PROPERTY HIGHLIGHTS

- PROPERTY SIZE
± 543,688 SF
- AVAILABILITY
± 24,000 - 543,688 SF
- OFFICE SPACE
± 31,000 SF
- ACRES
± 41.52
- DOCKS | DRIVE-INS
83 | 6
- CLEAR HEIGHT
17' - 30'
- YARD
7 ACRES
CONCRETE
- RAIL POTENTIAL
- RACKING AVAILABLE

//////
\$5.25 - \$8.00 NNN
LEASE RATE

Purchase Price: Contact Broker



**CUSHMAN &
WAKEFIELD**


**COMMERCIAL
OKLAHOMA**

ALLAN MEADORS, SIOR

+1 405 297 9915

ameadors@commercialoklahoma.com

204 N ROBINSON, STE 2000
OKLAHOMA CITY, OK 73102



1300 SE 82ND STREET
OKLAHOMA CITY, OK 73149

INDUSTRIAL

PROPERTY PHOTOS



CUSHMAN &
WAKEFIELD

COMMERCIAL
OKLAHOMA

©2026 Cushman & Wakefield | Commercial Oklahoma. Independently Owned and Operated / A Member of the Cushman & Wakefield Alliance All rights reserved. The information contained in this communication is strictly confidential. This information has been obtained from sources believed to be reliable but has not been verified. No warranty or representation, express or implied, is made as to the condition of the property (or properties) referenced herein or as to the accuracy or completeness of the information contained herein, and same is submitted subject to errors, omissions, change of price, rental or other conditions, withdrawal without notice, and to any special listing conditions imposed by the property owner(s). Any projections, opinions or estimates are subject to uncertainty and do not signify current or future property performance.

AVAILABLE NOW



**COMMERCIAL
OKLAHOMA**

BUILDING BREAKDOWNS

No.	Building	Size	Clear Height	Docks	Drive-ins	Column Spacing
1	South Warehouse	50,000 SF	24' +			Clearspan
2	North Warehouse	50,000 SF	24' +			Clearspan
3	East Dock	125,000 SF	20'	32	(1) 24' x 14'	30' x 50'
4	2nd Dock	32,800 SF	21'	10		27' x 50'
5	1st Dock	19,000 SF	21'	15		23' x 50'
6	Office	31,000 SF			1 Overhead	
7	Construction Shop	12,000 SF	17'	1	1 Overhead	
8	Shop	12,000 SF	17'		2 Overhead	
9	Atlas Wing	106,088 SF	24' - 32'	23	(1) 14' x 14'	109' x 26'
10	Southwest Warehouse	91,800 SF	30'	2	(2) 14' x 14'	82' x 22'
11	Guard Shack	576 SF				
12	Pole Barn 1	11,000 SF				
13	Pole Barn 2	11,000 SF				
14	Truck Wash					
15	Breezeway	37,760 SF				
16	Zone 59	14,000 SF	19'			
Total		543,688* SF*				

**does not include pole barns, breezeway and guard shack
All measurements provided by owner & believed to be accurate*





1300 SE 82ND STREET
OKLAHOMA CITY, OK 73149

INDUSTRIAL



BROKER CONTACT

ALLAN MEADORS, SIOR

+1 405 297 9915

ameadors@commercialoklahoma.com



AVAILABLE NOW



//////////




ALLAN MEADORS, SIOR

+ 1 405 297 9915

ameadors@commercialoklahoma.com

204 N ROBINSON, STE 2000
OKLAHOMA CITY, OK 73102



CUSHMAN &
WAKEFIELD

COMMERCIAL
OKLAHOMA

1300 SE 82ND STREET
OKLAHOMA CITY, OK 73149

INDUSTRIAL

PROPERTY PHOTOS



©2026 Cushman & Wakefield. All rights reserved. The material in this presentation has been prepared solely for information purposes, and is strictly confidential. Any disclosure, use, copying or circulation of this presentation (or the information contained within it) is strictly prohibited, unless you have obtained Cushman & Wakefield's prior written consent. The views expressed in this presentation are the views of the author and do not necessarily reflect the views of Cushman & Wakefield. Neither this presentation nor any part of it shall form the basis of, or be relied upon in connection with any offer, or act as an inducement to enter into any contract or commitment whatsoever. NO REPRESENTATION OR WARRANTY IS GIVEN, EXPRESS OR IMPLIED, AS TO THE ACCURACY OF THE INFORMATION CONTAINED WITHIN THIS PRESENTATION, AND CUSHMAN & WAKEFIELD IS UNDER NO OBLIGATION TO SUBSEQUENTLY CORRECT IT IN THE EVENT OF ERRORS.



1300 SE 82ND STREET
OKLAHOMA CITY, OK 73149



CUSHMAN &
WAKEFIELD

COMMERCIAL
OKLAHOMA

BROKER CONTACT

ALLAN MEADORS, SIOR

+1 405 297 9915

ameadors@commercialoklahoma.com

