

For Lease

Office Building

10,955 SF | \$24.50/SF, MG



Volvo Office Park

737 Volvo Parkway
Chesapeake, Virginia 23320

Property Highlights

- Office and Flex Space
- Single Story, direct access – 10,955 SF
- Potential to demise suite
- Building signage available
- Ample Parking surrounds the building

Property Description

10,955 square feet office/flex space available for lease. Potential to demise suite. Existing space has a mix of individual offices and open areas. Potential for warehouse and rear grade level loading area.

OFFERING SUMMARY

Available SF	7,500 – 10,955 SF
Lease Rate	\$24.50/SF, MG
Building Size	39,000 SF

DEMOGRAPHICS

Stats	Population	Avg. HH Income
1 Mile	6,375	\$78,942
3 Miles	69,234	\$70,366
5 Miles	192,285	\$71,506

For more information

Patrick L. Reynolds, CCIM, SIOR

O: 757 216 8438
patrickreynolds@naidominion.com

Matt Wilbricht

O: 757 216 8438
mattwilbricht@naidominion.com



2001 Old Greenbrier Rd, Suite A
Chesapeake, VA 23320
757 216 8438 tel
naidominion.com

For Lease

Office Building

10,955 SF | \$24.50/SF, MG



For Lease

Office Building

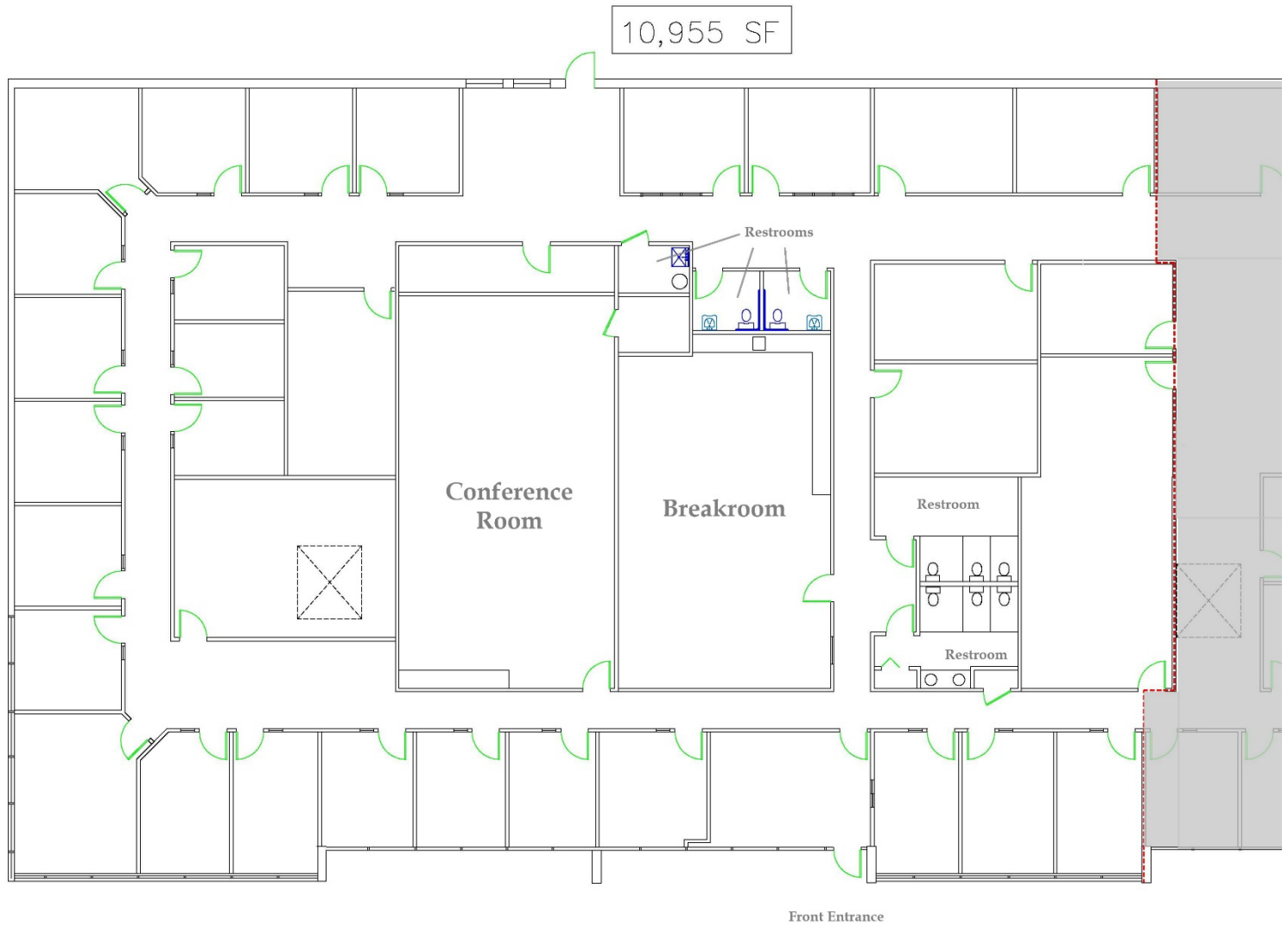
10,955 SF | \$24.50/SF, MG



For Lease

Office Building

10,995 SF | \$24.50/SF, MG



For Lease

Office Building

10,995 SF | \$24.50/SF, MG



© 2022 City of Virginia Beach, Commonwealth of Virginia, Maxar Technologies, U.S. Geological Survey, USDA/FPAC/GEO



Google Map data ©2022

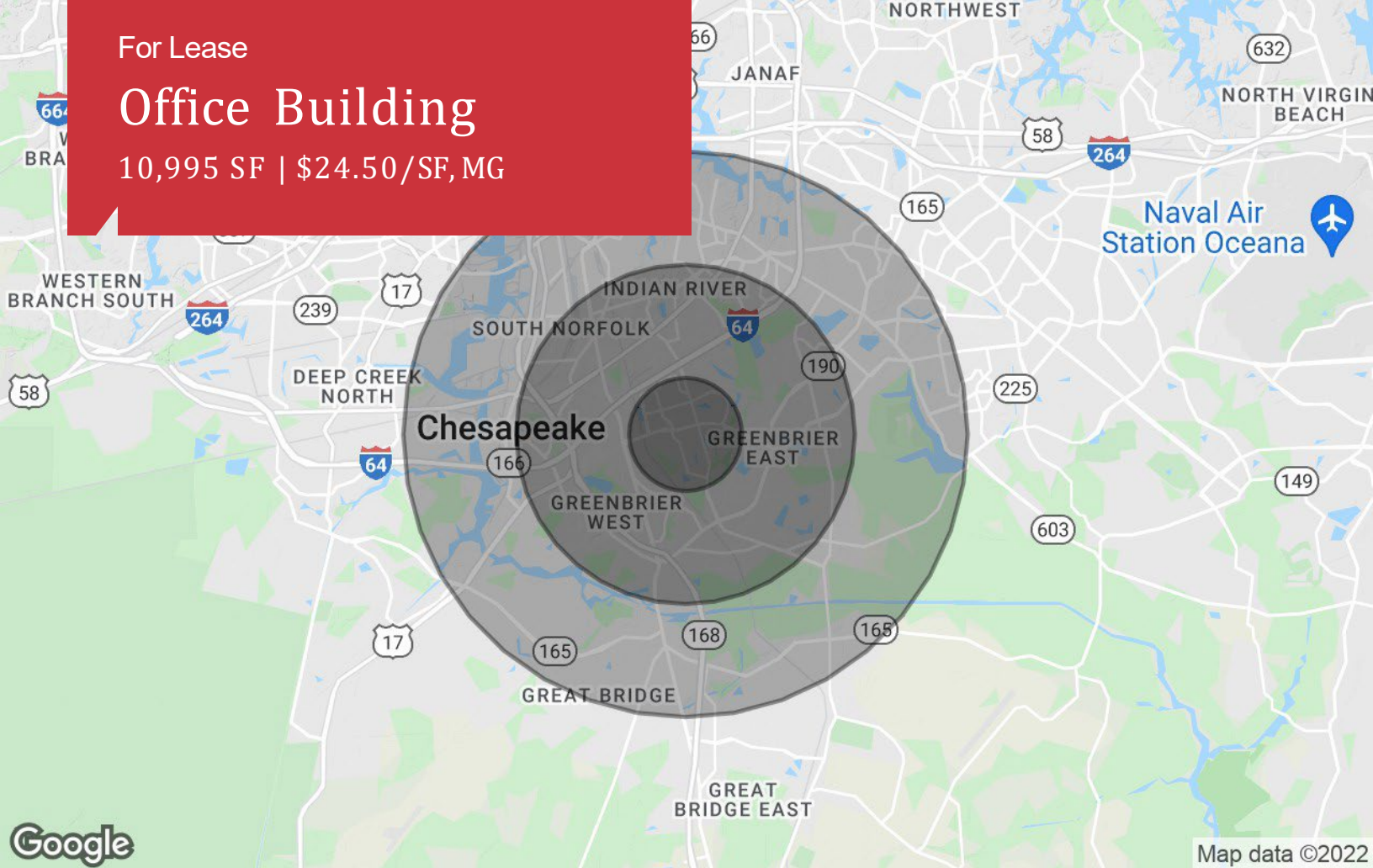


2001 Old Greenbrier Rd, Suite A
Chesapeake, VA 23320
757 216 8438 tel
naidominion.com

For Lease

Office Building

10,995 SF | \$24.50/SF, MG



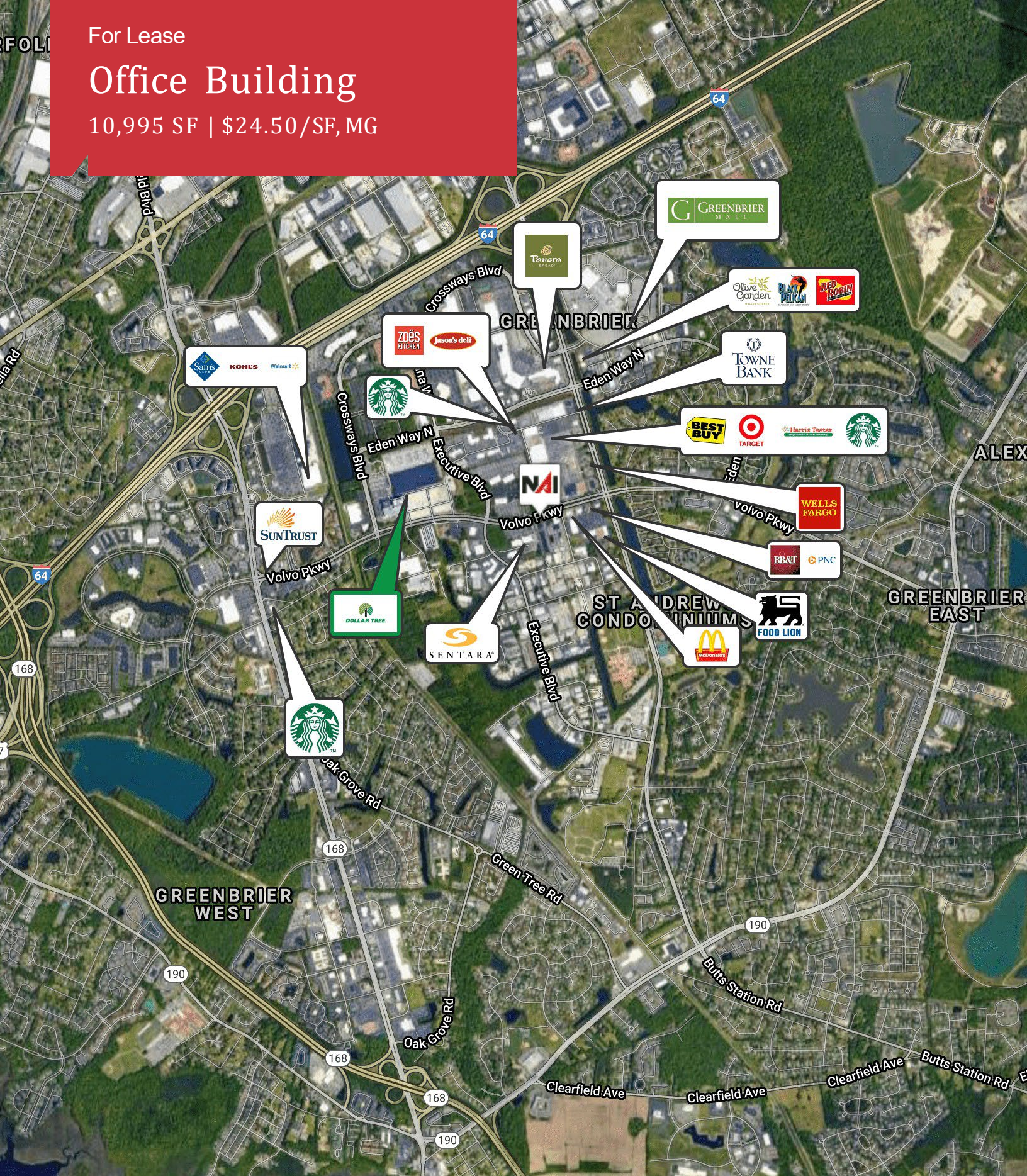
	1 Mile	3 Miles	5 Miles
Population			
TOTAL POPULATION	6,375	69,234	192,285
MEDIAN AGE	34.6	35.3	35.5
MEDIAN AGE (MALE)	33.3	33.2	33.3
MEDIAN AGE (FEMALE)	35.0	36.9	37.2
Households & Income			
TOTAL HOUSEHOLDS	2,594	27,539	72,324
# OF PERSONS PER HH	2.5	2.5	2.7
AVERAGE HH INCOME	\$78,942	\$70,366	\$71,506
AVERAGE HOUSE VALUE	\$298,785	\$279,058	\$282,523
Race			
% WHITE	65.4%	55.3%	59.4%
% BLACK	27.2%	36.1%	33.7%
% ASIAN	4.8%	5.8%	5.0%
% HAWAIIAN	0.0%	0.1%	0.0%
% INDIAN	0.3%	0.3%	0.3%
% OTHER	2.3%	2.5%	1.5%
Ethnicity			
% HISPANIC	5.9%	5.6%	4.3%

* Demographic data derived from 2010 US Census

For Lease

Office Building

10,995 SF | \$24.50/SF, MG



Map data ©2022 Google Imagery ©2022, CNES / Airbus, City of Virginia Beach, Commonwealth of Virginia, Landsat / Copernicus, Maxar Technologies, U.S. Geological Survey, USDA Farm Service Agency



2001 Old Greenbrier Rd, Suite A
Chesapeake, VA 23320
757 216 8438 tel
naidominion.com