

# 555

WASHINGTON STREET  
WELLESLEY, MA

RETAIL SPACE FOR SUBLEASE

4,000 SF  
Available

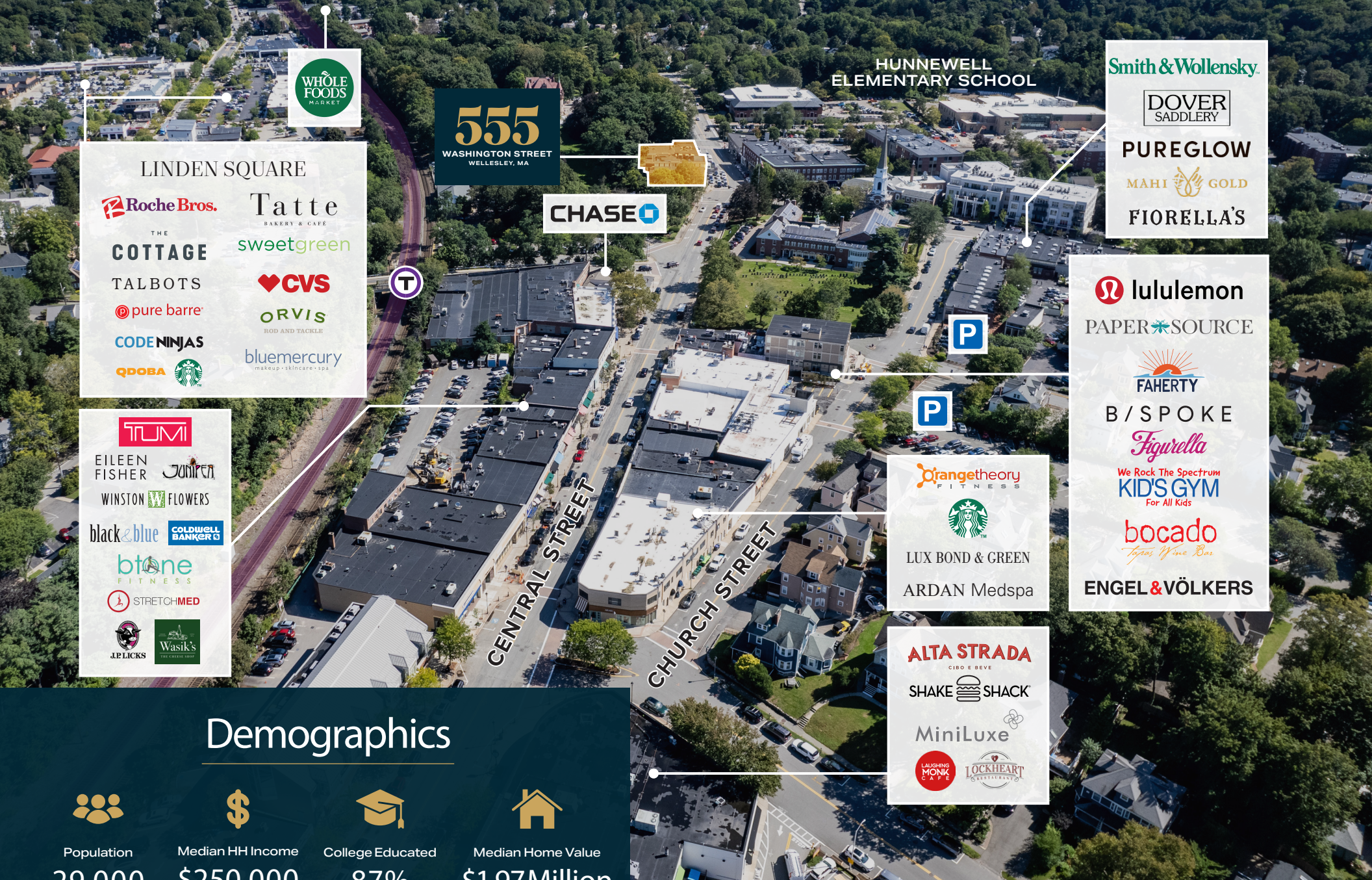
1,550 SF Street Level + 2,450 SF  
Finished Lower Level

Prime Wellesley Center Location

NEWMARK











HUNNEWELL  
ELEMENTARY SCHOOL



## Demographics

			
Population	Median HH Income	College Educated	Median Home Value
29,000	\$250,000	87%	\$1.97 Million

NEWMARK

Pat Paladino  
617-877-1257  
pat.paladino@nmrk.com

The information contained herein has been obtained from sources deemed reliable but has not been verified and no guarantee, warranty or representation, either express or implied, is made with respect to such information. Terms of sale or lease and availability are subject to change or withdrawal without notice.