


CUBEWORK STEELE, WA



 **LEARN MORE**

We offer turnkey solutions, short- or long-term warehouse space, trailer parking, freight, 3pl, and private office all under one roof, with 60+ locations throughout the U.S.




AMENITIES & SERVICES



- Sprinklers ESFR
- Clear Height 36'
- 4 Drive in Bays
- Column Spacing - 56' x 50'
- 60 Exterior Dock Doors
- 158 Standard Parking Spaces
- Warehouse Available: 300 SF - 100,000 SF
- Private Office Available: 200 SF - 3,000 SF
- Free Office Wi-Fi/Coffee/ and other amenities



Contact Us

 800.338.6369
 info@cubework.com
 www.cubework.com

CUBEWORK[®]

**12005 STEELE STREET SOUTH
TACOMA, WA 98444**

FLOOR PLAN

STEELE ST. SOUTH, TACOMA, WA



BUILDING SPECS:

BUILDINGS

Building size: 273,816 SF

Warehouse available: 300 - 100,000 SF

Private Office available: 200 - 3,000 SF

