

FOR LEASE

RETAIL PROPERTY



19 MAIN STREET, HINGHAM

19 MAIN ST, HINGHAM, MA 02043

For More Information

DAVE ELLIS, SIOR

781.919.0800 X701
dave@ellisrealtyadvisors.com

KERRICK PIERCE

781.919.0800 X710
kpierce@ellisrealtyadvisors.com



19 MAIN STREET, HINGHAM



PROPERTY DESCRIPTION

1st Floor Retail and Second floor turnkey office space available. Located in the heart of downtown Hingham. 1st Floor Retail was previously an ice cream shop and features a 4 bay sink as well as walk in freezer space. Office space features a front entry room and large open area.

PROPERTY HIGHLIGHTS

- Prime Downtown Hingham location
- Great retail/office tenant mix including "Brewed Awakenings" and "Coldwell Banker"
- 1st Floor Retail and Move-in ready Office Space
- Office space is open space concept with a flexible layout
- 1st Floor Retail was previously an Ice Cream Shop with a 4 Bay Sink and Walk in Freezer Space
- Ideal for professional offices, creative studios, or boutique businesses

OFFERING SUMMARY

Lease Rate:	\$30.00 - 40.00 SF/yr (MG; NNN)
Number of Units:	10
Available SF:	1,407 - 1,477 SF
Lot Size:	15,727 SF
Building Size:	25,844 SF

DEMOGRAPHICS	0.5 MILES	1 MILE	2 MILES
Total Households	616	1,840	5,798
Total Population	1,669	4,975	15,520
Average HH Income	\$254,686	\$261,486	\$260,049



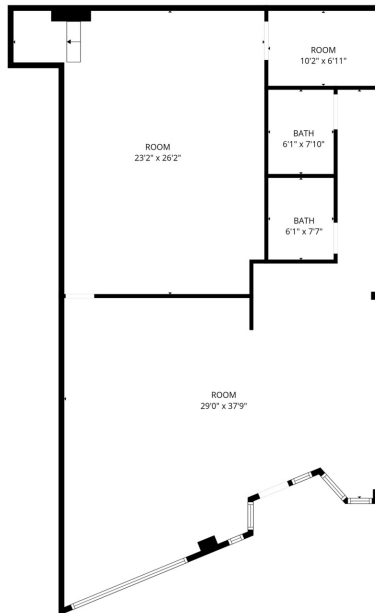
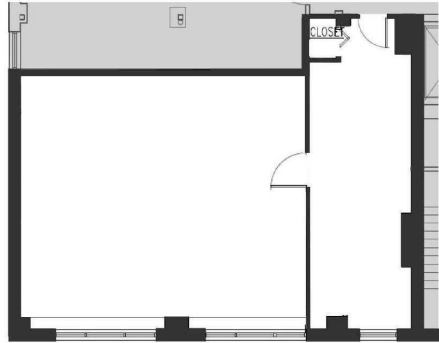
DAVE ELLIS, SIOR
 781.919.0800 x701
 dave@ellisrealtyadvisors.com

KERRICK PIERCE
 781.919.0800 x710
 kpierce@ellisrealtyadvisors.com

19 MAIN STREET, HINGHAM

EXHIBIT A

1,407 RSF 2nd Floor Office Suite
19 Main Street
Hingham, Massachusetts



FLOOR PLAN CREATED BY CUBICASA APP. MEASUREMENTS DEEMED HIGHLY RELIABLE BUT NOT GUARANTEED.

ADDITIONAL PHOTOS

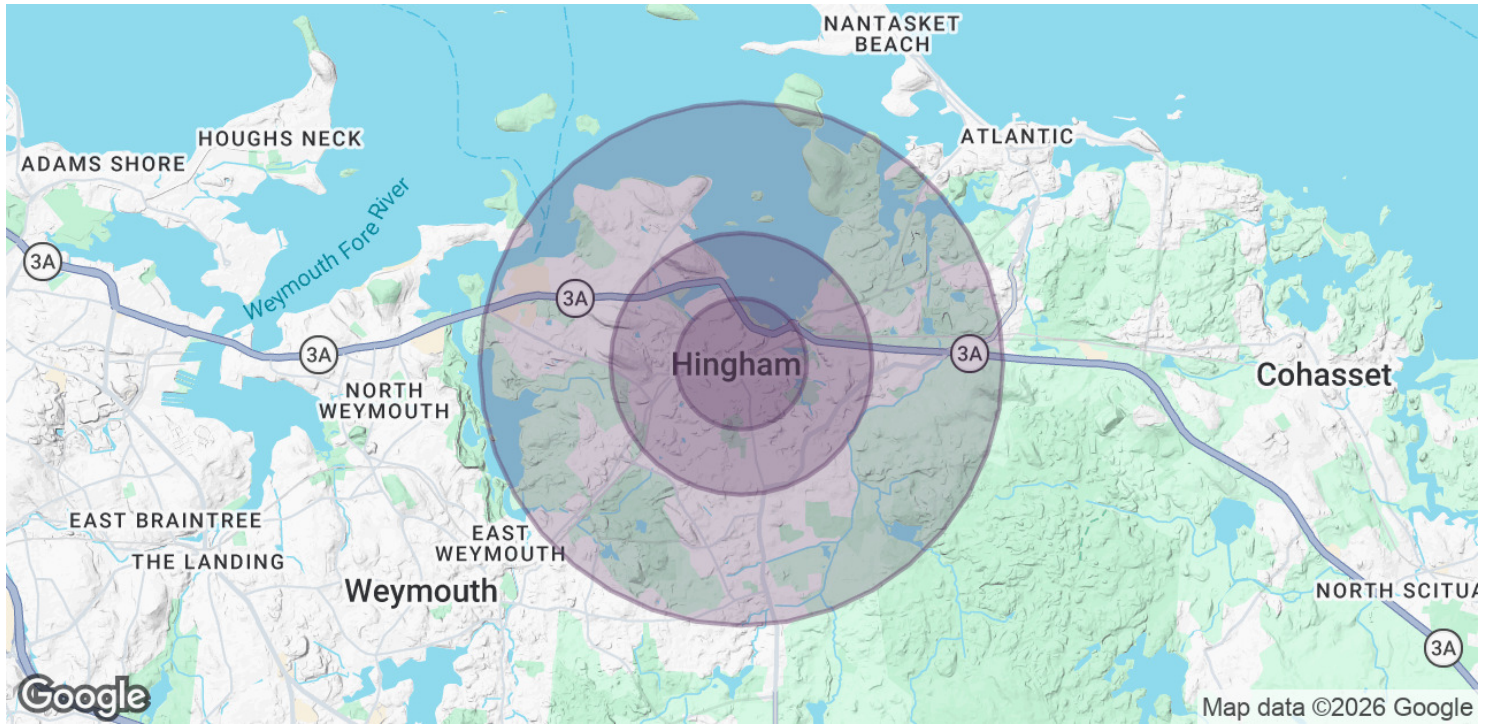
19 MAIN STREET, HINGHAM



DAVE ELLIS, SIOR
781.919.0800 x701
dave@ellisrealtyadvisors.com

KERRICK PIERCE
781.919.0800 x710
kpierce@ellisrealtyadvisors.com

19 MAIN STREET, HINGHAM



POPULATION	0.5 MILES	1 MILE	2 MILES
Total Population	1,669	4,975	15,520
Average Age	41	41	42
Average Age (Male)	38	39	40
Average Age (Female)	42	43	43

HOUSEHOLDS & INCOME	0.5 MILES	1 MILE	2 MILES
Total Households	616	1,840	5,798
# of Persons per HH	2.7	2.7	2.7
Average HH Income	\$254,686	\$261,486	\$260,049
Average House Value	\$1,393,917	\$1,371,303	\$1,267,080

Demographics data derived from AlphaMap



DAVE ELLIS, SIOR
 781.919.0800 x701
 dave@ellisrealtyadvisors.com

KERRICK PIERCE
 781.919.0800 x710
 kpierce@ellisrealtyadvisors.com