

±10,170 SF | For Lease

CBRE

3500 THOMAS ROAD

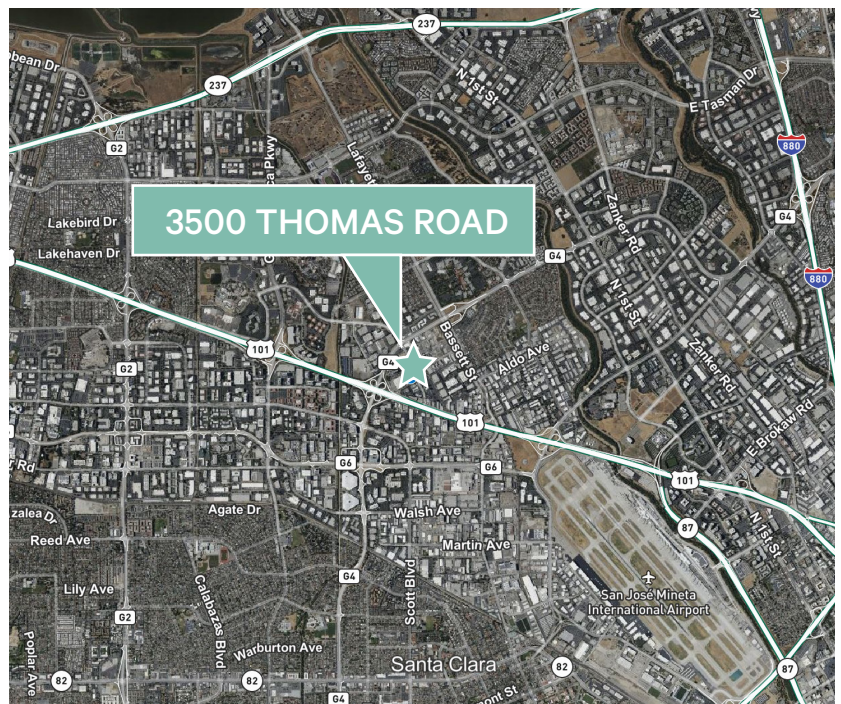
Santa Clara, CA 95054
www.cbre.com

Unit F ±10,170 SF

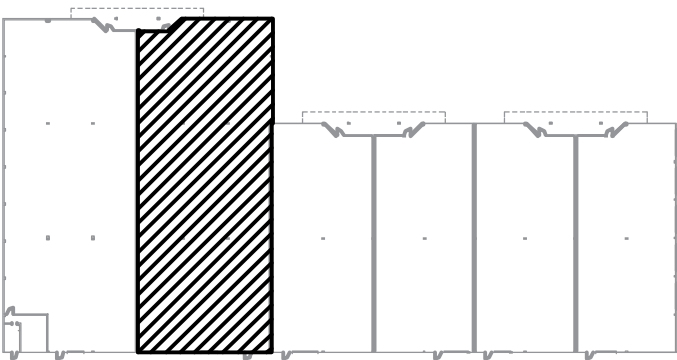



Property Highlights

- + R&D ±10,170 SF
- + 80% Drop Ceiling HVAC
- + ±70% Manufacturing Test Floor
- + Power 600 amps 480/277 Volt, 3 Phase 4 Wire
*Subject To Tenant Verification
- + Low Cost Silicon Valley Power
- + Grade Level Loading
- + Close proximity to HWY 101



Floor Plan



Contact Us

CRAIG KOVALESKI
Senior Vice President
+1 408 761 7070
craig.kovaleski@cbre.com
Lic. 01303011

JIM KOVALESKI
Senior Vice President
+1 408 832 5885
jim.kovaleski@cbre.com
Lic. 00846878

© 2025 CBRE, Inc. All rights reserved. This information has been obtained from sources believed reliable, but has not been verified for accuracy or completeness. You should conduct a careful, independent investigation of the property and verify all information. Any reliance on this information is solely at your own risk. CBRE and the CBRE logo are service marks of CBRE, Inc. All other marks displayed on this document are the property of their respective owners, and the use of such logos does not imply any affiliation with or endorsement of CBRE. Photos herein are the property of their respective owners. Use of these images without the express written consent of the owner is prohibited.