



CUBEWORK SUFFOLK



CW

We offer turnkey solutions, short- or long-term warehouse space, trailer parking, freight, 3pl, and private office all under one roof, with 60+ locations throughout the U.S.

AMENITIES & SERVICES



- Sprinklers ESFR
- Clear Height 36'
- LED Lighting
- Column Spacing- 53' x 50 w/ 60 Loading Bays
- 178 Dock Doors w/ 6 Grade Level
- 400 Trailer Spaces Available
- Warehouse Available: 300 SF - 100,000 SF
- Private Office Available: 200 SF - 3,000 SF
- Free Office Wi-Fi/Coffee/ and other amenities



Contact Us

☎ 800.338.6369
✉ info@cubework.com
🌐 www.cubework.com

CUBEWORK®

271 BENTON RD. SUFFOLK, VA

FLOOR PLAN

271 BENTON ROAD, SUFFOLK, VA



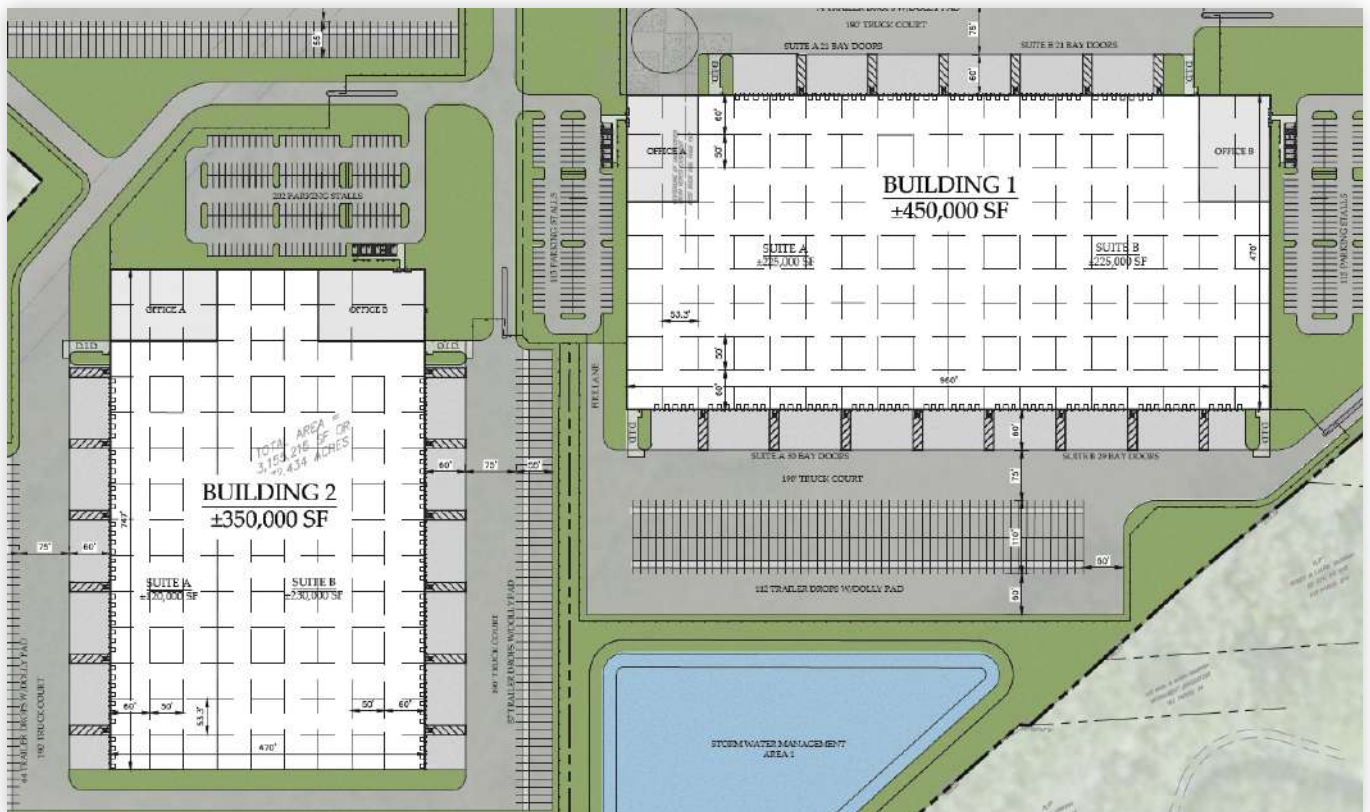
BUILDING SPECS:

BUILDINGS

Building size: 908,448 SF

Warehouse available: 300 - 100,000 SF

Private Office available: 200 - 3,000 SF



BUILDING 1

Building size: 450,000 SF

Warehouse available: 300 - 100,000 SF

Private Office available: 200 - 3,000 SF

Parking (Auto): 300 Stalls

Parking (Trailer): 186 Stalls

Dock Doors: 100

Drive-in Doors: 4



Contact Us

800.338.6369

info@cubework.com

www.cubework.com

CUBEWORK®

271 BENTON RD. SUFFOLK, VA

BUILDING 2



Building size: 350,000 SF

Warehouse available: 300 - 100,000 SF

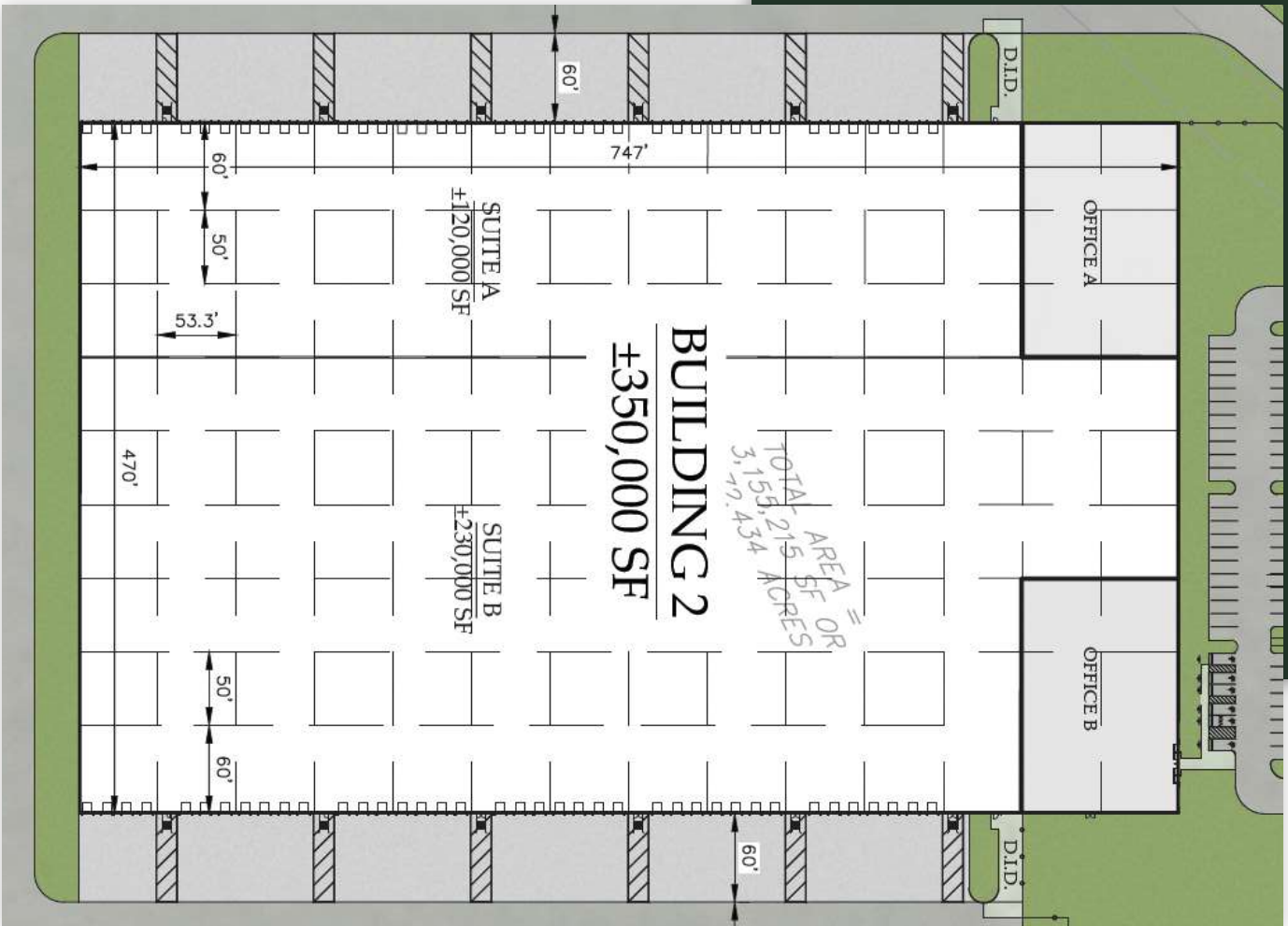
Private Office available: 200 - 3,000 SF

Parking (Auto): 202 Stalls

Parking (Trailer): 101 (Main Lot) | 116 (Remote Lot)

Dock Doors: 78

Drive-in Doors: 2



Contact Us

- 800.338.6369
- info@cubework.com
- www.cubework.com

CUBEWORK®

271 BENTON RD. SUFFOLK, VA