

OFFICE FOR LEASE

Maple Gardens Office Park

Formerly known as: Terrace East Professional Center









OFFICE SPACES FOR LEASE

Lease Rate | \$16.50 - \$18.50/RSF, NNN

3 Months Free Base Rent
On A 3-Year Term!



Property Features & Streetview

-  Good ADA / Handicap Access
-  Easy Access to Freeways: I-5, SR-99, SR-526 and SR-527
-  On Bus Line
-  Courtyard & Ample Free Parking
-  Nearby Retail & Restaurant Amenities
-  Easy Access to Everett Mall & Costco

10 MIN

PAINE FIELD
INTERNATIONAL

7 MIN

EVERETT STATION
(SOUNDER SOUTH LINE)

Located at 9505 19TH AVE SE, Everett, WA., Maple Gardens Office Park is a versatile property with flexible floor plans it's perfect for a range of businesses.

With plenty of natural light, this space provides a welcoming and productive work environment.



Maple Gardens Office Park features ample parking, an inner courtyard, as well as easy access to major transportation routes. Discover this ideal location to enhance your business operations. Prime location with easy access to major Northend transportation routes: SR-99, SR-526, SR-527 and I-5.



2

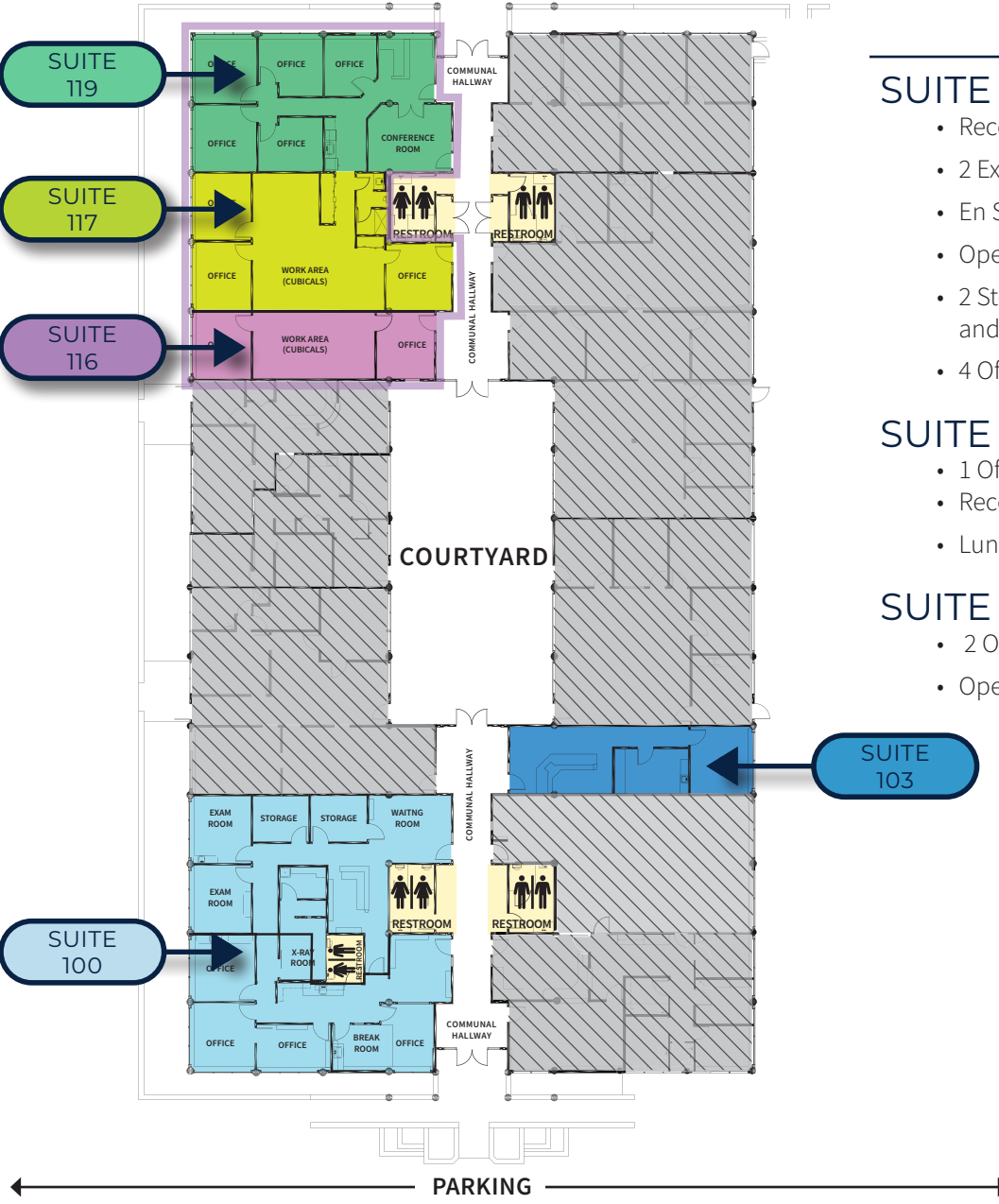


FOR LEASE

Maple Gardens Office Park

Formerly known as: Terrace East Professional Center

SUITE FEATURES:



SUITE 100 | 2,754 RSF

- Reception & Work Area
- 2 Exam Rooms + X-Ray Room
- En Suite Restroom
- Open Work Area
- 2 Storage Rooms and Break Room
- 4 Offices

SUITE 103 | 695 RSF

- 1 Office
- Reception & Work Area
- Lunch/ Staff Room

SUITE 116 | 687 RSF

- 2 Offices
- Open Work Area

SUITE 117 | 1,302 RSF

- Reception & Work Area
- 2 Offices
- Open Work Area
- Private Restroom & Shower
- Furniture Available

SUITE 119 | 1,428 RSF

- Reception & Work Area
- 5 Offices
- Conference Room
- Furniture Available

SUITE 117 + 119 | contiguous 2,730 RSF

LEASE RATE:
\$16.50 - \$18.50/RSF, NNN

Suite	Size (RSF)	Rent \$	Type	Availability
100	2,754	\$16.50	NNN	Immediately
103	695	\$16.50	NNN	Immediately
116	687	\$16.50	NNN	Immediately
117	1,302	\$18.50	NNN	Immediately
119	1,428	\$18.50	NNN	Immediately
117 + 119	2,730	\$18.50	NNN	Immediately

Nearby Amenities

Mobile Country Club

Cypress Lawn Memorial Park



Eastmont Park & Ride North Lot



5

Walmart Supercenter

4

Everett Mall Plaza

6



Everett Police Department South

7

8

Trader Joe's



Everett Mall

9



2 3

1

Maple Garden Office Park 

10

WinCo Foods

14

11



12

13

1. Buzz Inn Steakhouse SE
2. Bloom Coffee Bar
3. Shell Gas Station 90th St SE
4. Bob's Burgers & Brew
5. Walmart Supercenter 91st St SE
6. Red Robin
7. Olive Garden
8. Trader Joe's 92nd Pl SE
9. Chick fil-A
10. WinCo Foods
11. Wendy's
12. Arco Gas / am|pm
13. Steamers Espresso
14. Jiffy Lube



100th St SE

28th Dr SE

31st Ave SE

FOR LEASE

Maple Gardens Office Park

9505 19th Ave. SE, Everett, WA 98208



 **Leibsohn Wallin Management**
COMMERCIAL REAL ESTATE SERVICES



TOM WALLIN 
President • Leibsohn Wallin Management
(425) 586 - 4648
twallin@leibsohn.com

Maple Garden Office Park

Formerly known as: Terrace East Professional Center

9505 19th. Ave SE, Everett, WA 98208

9505

THE INFORMATION CONTAINED HEREIN HAS BEEN RECEIVED FROM SOURCES WE DEEM RELIABLE. WHILE WE HAVE NO REASON TO DOUBT ITS ACCURACY, WE DO NOT GUARANTEE IT. YOU ARE ADVISED TO INDEPENDENTLY VERIFY ALL INFORMATION.



TOM WALLIN 
President • Leibsohn Wallin Management
(425) 586 - 4648
twallin@leibsohn.com