

PARK VIEW LOGISTICS



LENEL ROAD | ROXBURY, NEW JERSEY

322,842 SF + 180,399 SF **FOR LEASE**

Brand New
Built-To-Suit
Class A Buildings
on 106 Acres

KEY HIGHLIGHTS:



ABUNDANT LOADING
& PARKING



PROJECTED DELIVERY;
EARLY 2027



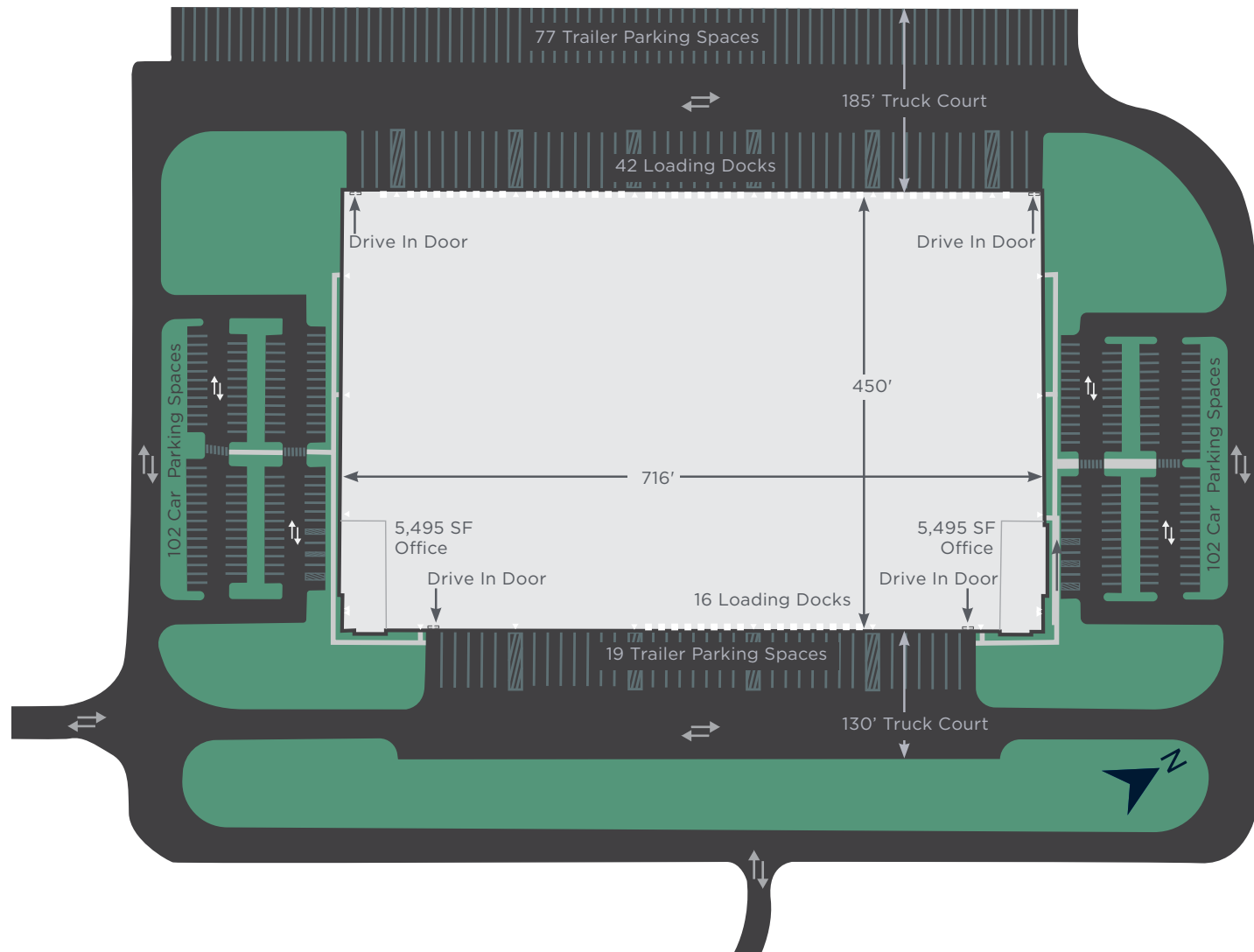
BRAND NEW
CONSTRUCTION



Situated on 106.48 acres across 2 lots at Lenel Road, Roxbury, Morris County, New Jersey, Parkview Logistics is expected to break ground in November 2025. The Project consists of two best-in-class warehouse/distribution facilities with building A spanning 322,842 SF and building B containing 180,399 SF. Both buildings will feature 34' clear heights. Building A will offer 58 loading docks, 4 drive-in doors, ample car and trailer parking with 204 car spaces and 96 trailer spaces. Building B will feature 34 loading docks, 2 drive-in doors, 116 car parking spaces, and 49 trailer parking spaces.

PARKVIEW LOGISTICS

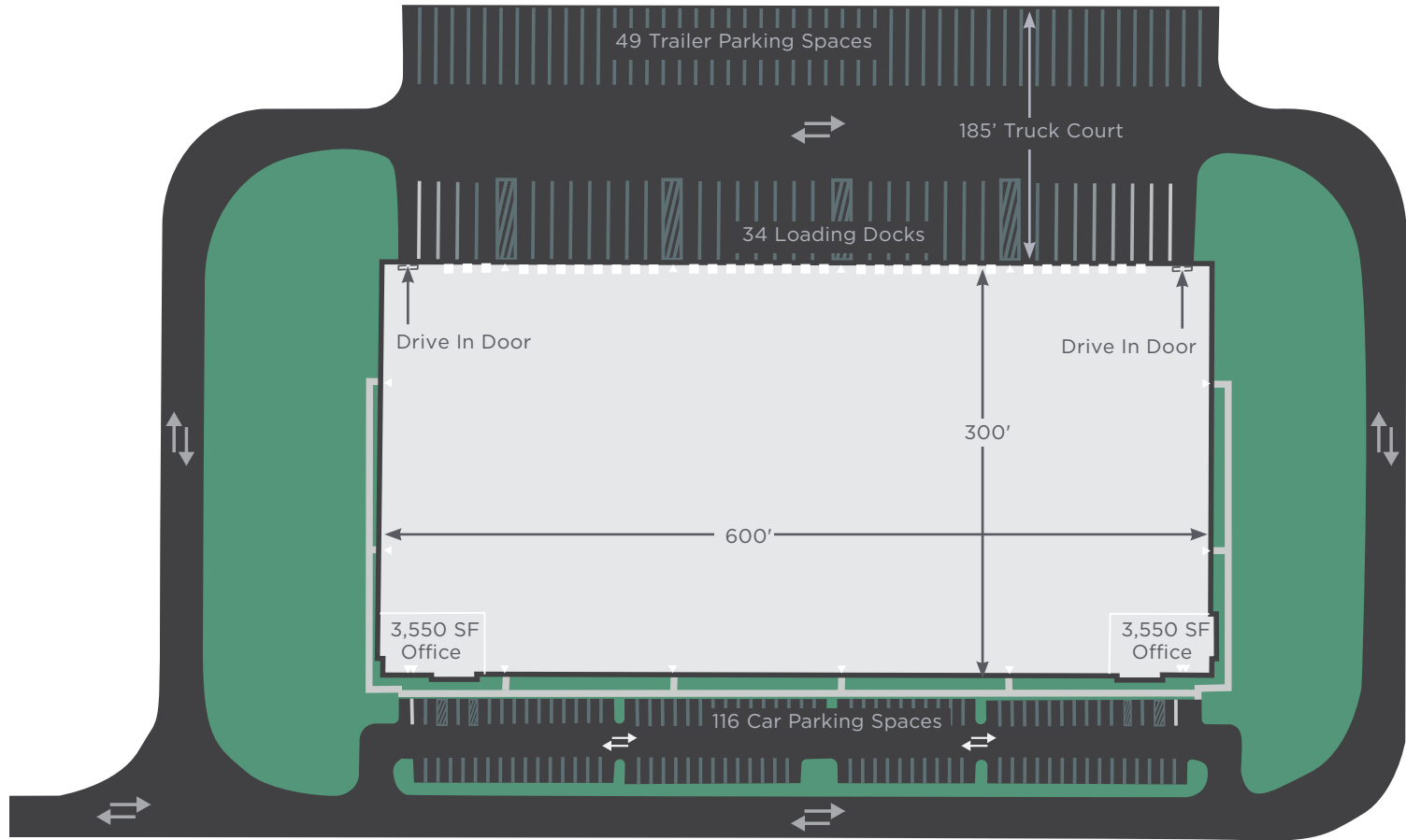
BUILDING A



Building Size	322,842 SF
Office	10,990 SF
Loading Docks	58 Docks
Drive-Ins	4 Drive-Ins

Clear Height	34'
Car Parking	204 Spaces
Trailer Parking	96 Spaces
Column Spacing	54' X 50'

BUILDING B



Building Size	180,999 SF
Office	7,100 SF
Loading Docks	34 Docks
Drive-Ins	2 Drive-Ins

Clear Height	34'
Car Parking	116 Spaces
Trailer Parking	49 Spaces
Column Spacing	54' X 50'

DEMOGRAPHICS

RADIUS OF 15 MILES



488,097
2024 TOTAL POPULATION



185,517
2024 TOTAL HOUSEHOLDS



2.60
2024 AVG HOUSEHOLD SIZE



\$179,758
2024 AVG HOUSEHOLD INCOME



42.9
2024 MEDIAN AGE



\$606,744
2024 AVG HOME VALUE

EMPLOYMENT:

502,985
2024 TOTAL DAYTIME POPULATION

55%
2024 DAYTIME POPULATION: WORKERS

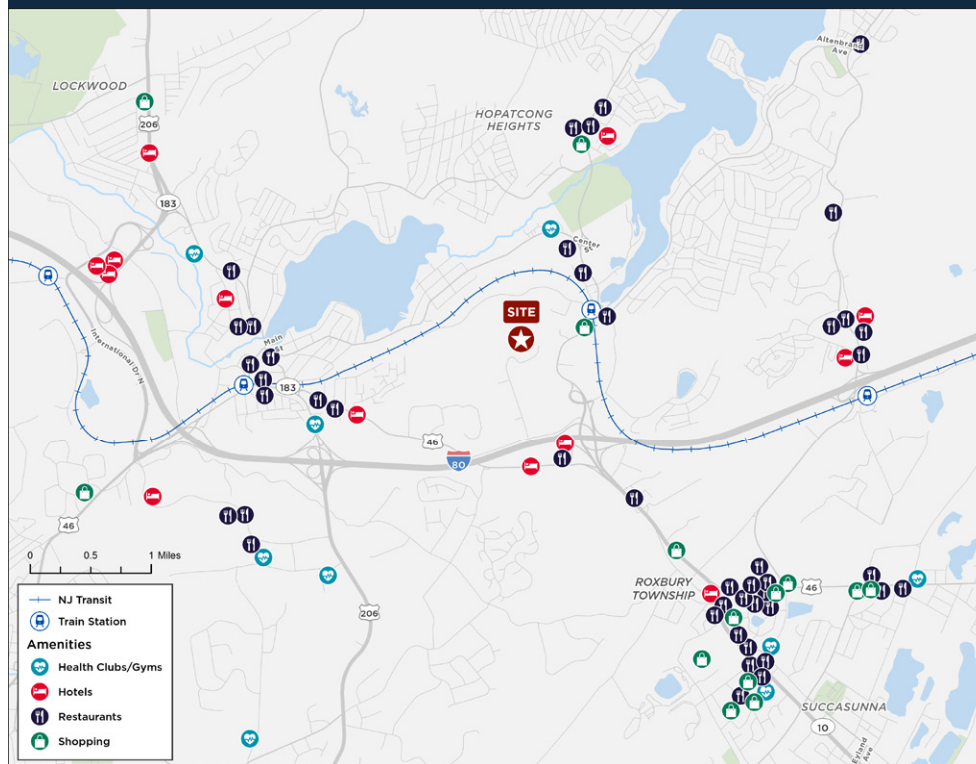
45%
2024 DAYTIME POPULATION: RESIDENTS

712.0
2024 DAYTIME POP DENSITY (POP/SQ MI)

20,672
2024 TOTAL (SIC01-99) BUSINESSES

261,555
2024 TOTAL (SIC01-99) EMPLOYEES

AMENITIES & PUBLIC TRANSIT For Future Warehouse Workers



PARKVIEWLOGISTICS

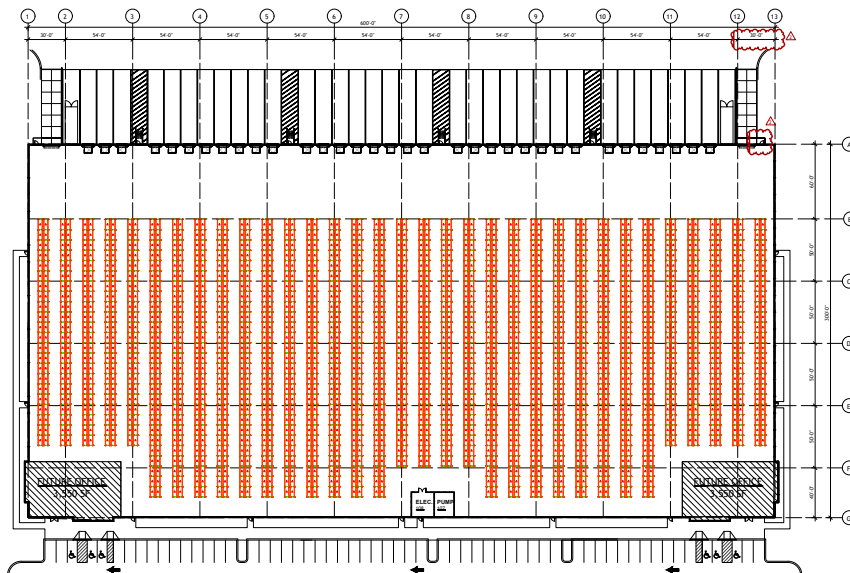
A

2,960
bays
23,680
pallet
positions



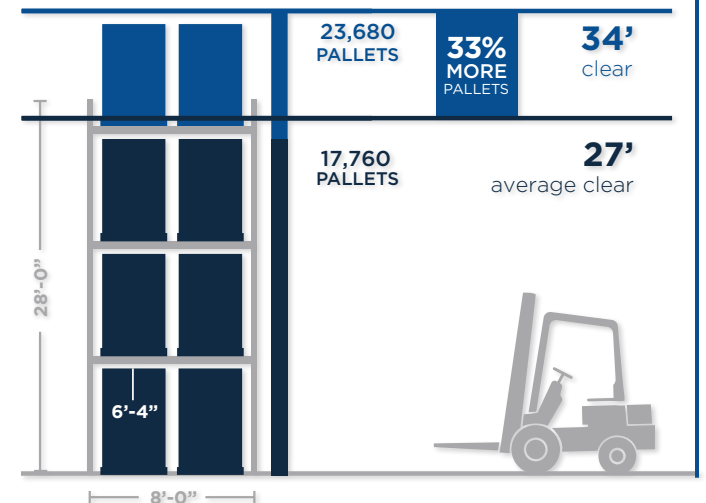
B

1,658
bays
13,264
pallet
positions



RACKING PLAN + PALLET CAPACITY

VNA ELEVATION VIEW
BUILDING A:



PARKVIEW LOGISTICS



PARK VIEW LOGISTICS



Mindy Lissner, SIOR

Vice Chair

+1 732 261 6319

mindy.lissner@cushwake.com

David Gheriani

Executive Managing Director

+1 908 675 5080

david.gheriani@cushwake.com

Stephen Sander

Executive Director

+1 201 508 5246

stephen.sander@cushwake.com

Jeff Volpi

Senior Director

+1 201 736 8381

jeff.volpi@cushwake.com

©2025 Cushman & Wakefield. All rights reserved. The information contained in this communication is strictly confidential. This information has been obtained from sources believed to be reliable but has not been verified. NO WARRANTY OR REPRESENTATION, EXPRESS OR IMPLIED, IS MADE AS TO THE CONDITION OF THE PROPERTY (OR PROPERTIES) REFERENCED HEREIN OR AS TO THE ACCURACY OR COMPLETENESS OF THE INFORMATION CONTAINED HEREIN, AND SAME IS SUBMITTED SUBJECT TO ERRORS, OMISSIONS, CHANGE OF PRICE, RENTAL OR OTHER CONDITIONS, WITHDRAWAL WITHOUT NOTICE, AND TO ANY SPECIAL LISTING CONDITIONS IMPOSED BY THE PROPERTY OWNER(S). ANY PROJECTIONS, OPINIONS OR ESTIMATES ARE SUBJECT TO UNCERTAINTY AND DO NOT SIGNIFY CURRENT OR FUTURE PROPERTY PERFORMANCE.