

Industrial Warehouse with All Amenities



Click Below for

Drone Video

1845 Superior Street
Sandusky, OH

Property Features

- 9,212 SF on .9544 Acres
 - Warehouse: 7,274 SF
 - Office: 1,938 SF (3 Offices, Kitchen, Meeting Rm)
 - Rear Yard: Over 18,000 SF
- Fenced and Alarmed
- Clear Height: 13'
- Drive In Doors: Three (13')
- Cross Dock: One
- Heat: Overhead Gas Reznor
- Power: 400amp/3 Phase
- 8" Concrete Floors
- Racking
- Great Visibility from Route 6 (Rt.2)



Hiedi Winston

+1 440 752 2617

hwinston@naipvc.com

FOR SALE OR LEASE

REAR YARD



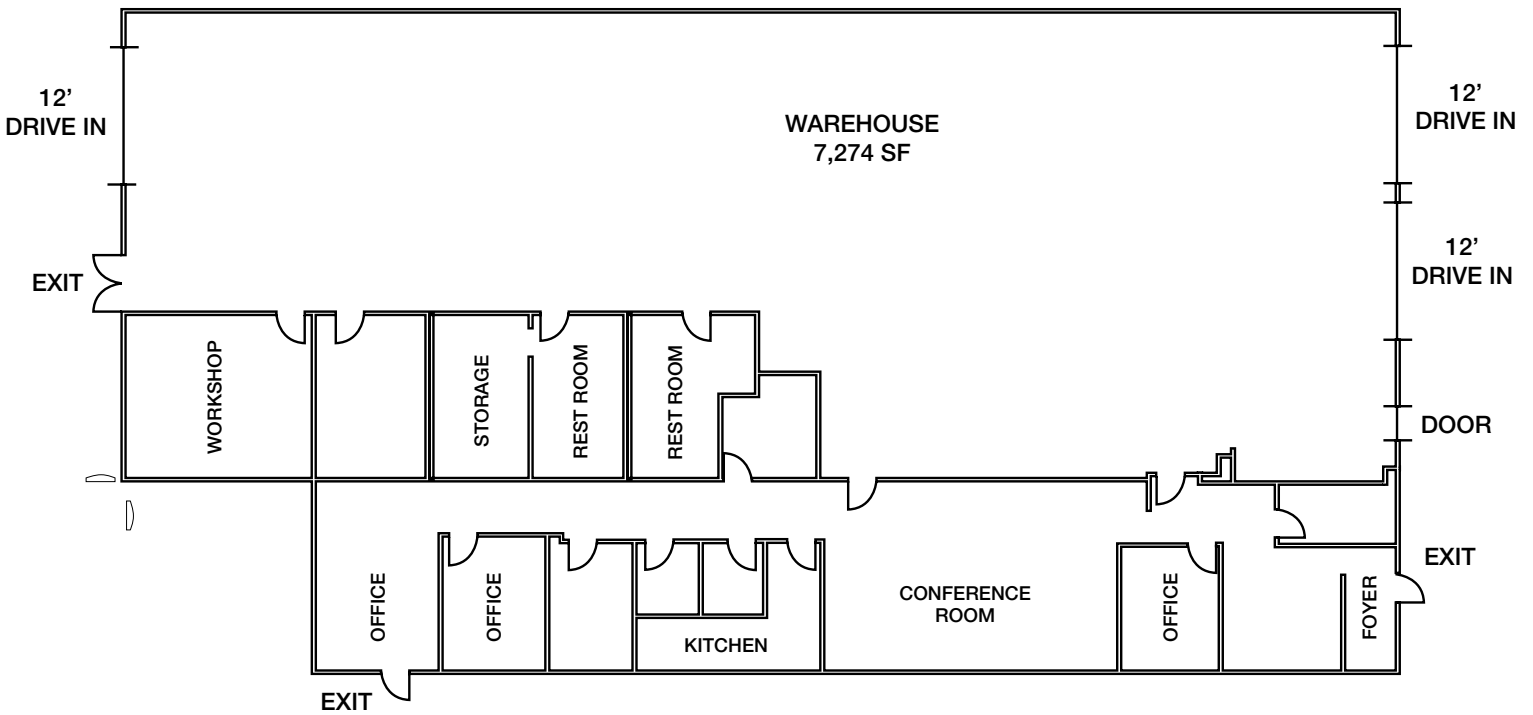
WAREHOUSE



Hiedi Winston
+1 440 752 2617
hwinston@naipvc.com

**FOR SALE
OR LEASE**

FLOORPLAN



**FOR SALE
OR LEASE**

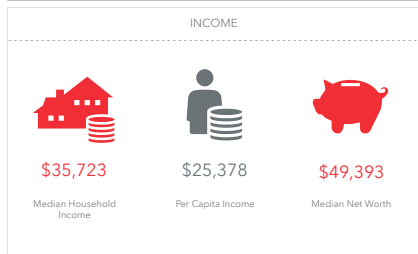
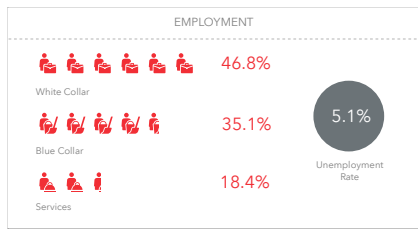
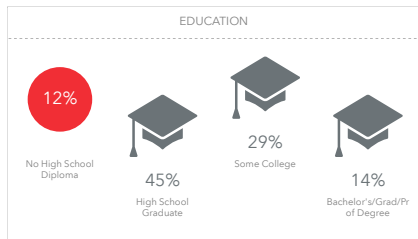
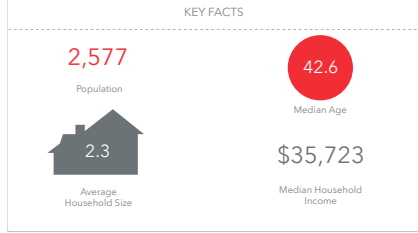
PROPERTY LOCATION



FOR SALE OR LEASE

DEMOGRAPHICS

1 MILE

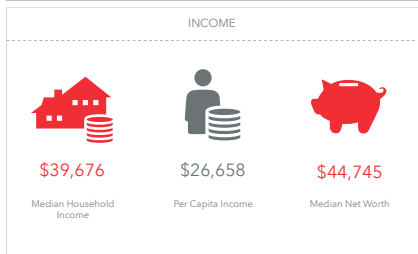
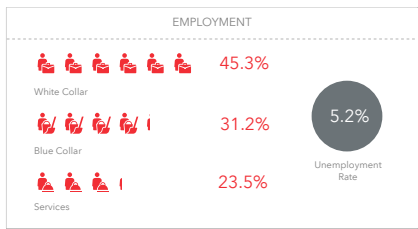
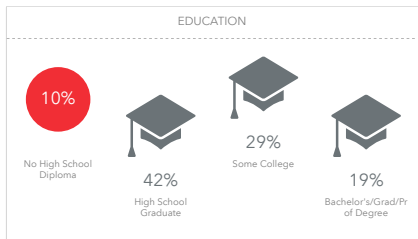



2023 Households by income (Esri)
The largest group: \$15,000 - \$24,999 (19.6%)
The smallest group: \$200,000+ (2.3%)

Indicator ▲	Value	Diff	
<\$15,000	18.5%	+8.3%	
\$15,000 - \$24,999	19.6%	+6.8%	
\$25,000 - \$34,999	11.0%	+3.9%	
\$35,000 - \$49,999	14.3%	+2.6%	
\$50,000 - \$74,999	11.2%	-4.1%	
\$75,000 - \$99,999	13.1%	-2.7%	
\$100,000 - \$149,999	6.8%	-9.5%	
\$150,000 - \$199,999	3.3%	-1.7%	
\$200,000+	2.3%	-3.5%	

Bars show deviation from Erie County

3 MILES

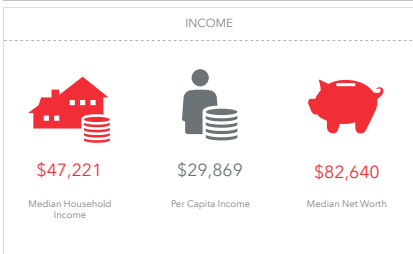
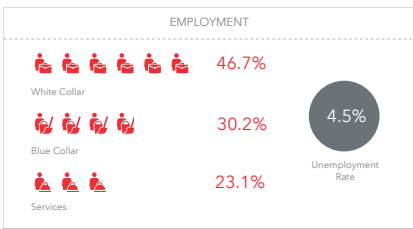
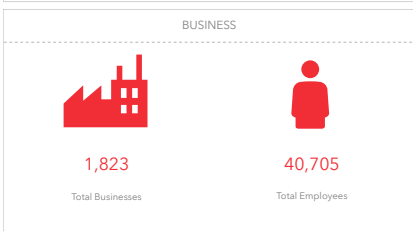
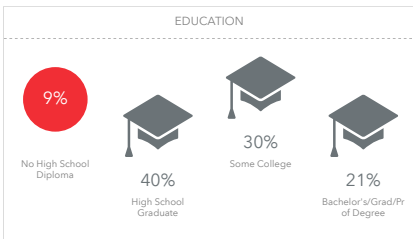



2023 Households by income (Esri)
The largest group: \$15,000 - \$24,999 (18.4%)
The smallest group: \$200,000+ (2.1%)

Indicator ▲	Value	Diff	
<\$15,000	16.4%	+6.2%	
\$15,000 - \$24,999	18.4%	+5.6%	
\$25,000 - \$34,999	10.2%	+3.1%	
\$35,000 - \$49,999	12.9%	+1.2%	
\$50,000 - \$74,999	14.6%	-0.7%	
\$75,000 - \$99,999	13.2%	-2.6%	
\$100,000 - \$149,999	9.5%	-6.8%	
\$150,000 - \$199,999	2.6%	-2.4%	
\$200,000+	2.1%	-3.7%	

Bars show deviation from Erie County

5 MILES



2023 Households by income (Esri)
The largest group: \$15,000 - \$24,999 (15.8%)
The smallest group: \$200,000+ (3.0%)

Indicator ▲	Value	Diff	
<\$15,000	14.4%	+4.2%	
\$15,000 - \$24,999	15.8%	+3.0%	
\$25,000 - \$34,999	9.2%	+2.1%	
\$35,000 - \$49,999	12.3%	+0.6%	
\$50,000 - \$74,999	14.4%	-0.9%	
\$75,000 - \$99,999	14.1%	-1.7%	
\$100,000 - \$149,999	13.5%	-2.8%	
\$150,000 - \$199,999	3.3%	-1.7%	
\$200,000+	3.0%	-2.8%	

Bars show deviation from Erie County