

HERE

AT NETPARK
TAMPA BAY

PROPERTY FEATURES

ABUNDANT AMENITIES



- Attractive office space for lease
- 4,364 RSF to 77,050 RSF available
- 10+ feet ceiling heights
- Hospitality environment and collaborative soft seating throughout

VIEW DRONE FOOTAGE HERE



11,500 SF Fitness/
Wellness Center



Daycare



Conference
centers



Food court/
restaurant



Abundant/
covered parking



Immediate access to
all major highways,
TPA and Downtown
Tampa



On-site
management
office

LEVEL ONE

AVAILABLE SPACES

Suite 1100
77,050 RSF

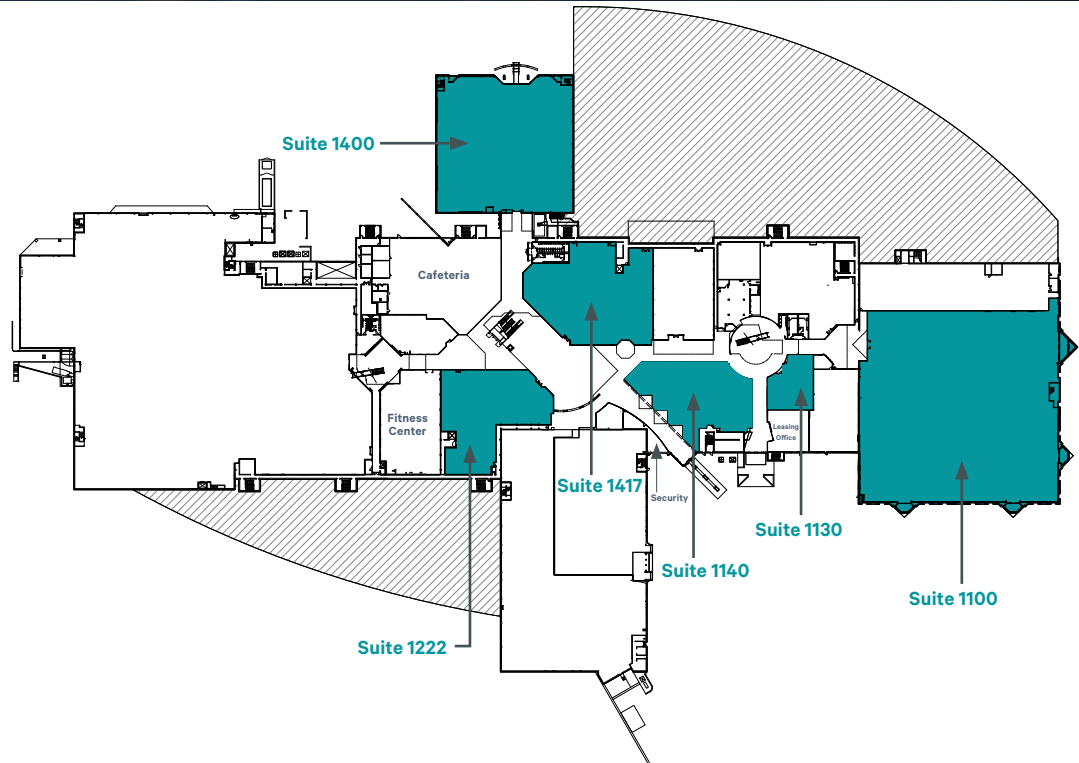
Suite 1130
4,364 RSF

Suite 1140
14,098 RSF

Suite 1222
16,426 RSF

Suite 1400
35,278 RSF

Suite 1417
21,728 RSF



LEVEL TWO

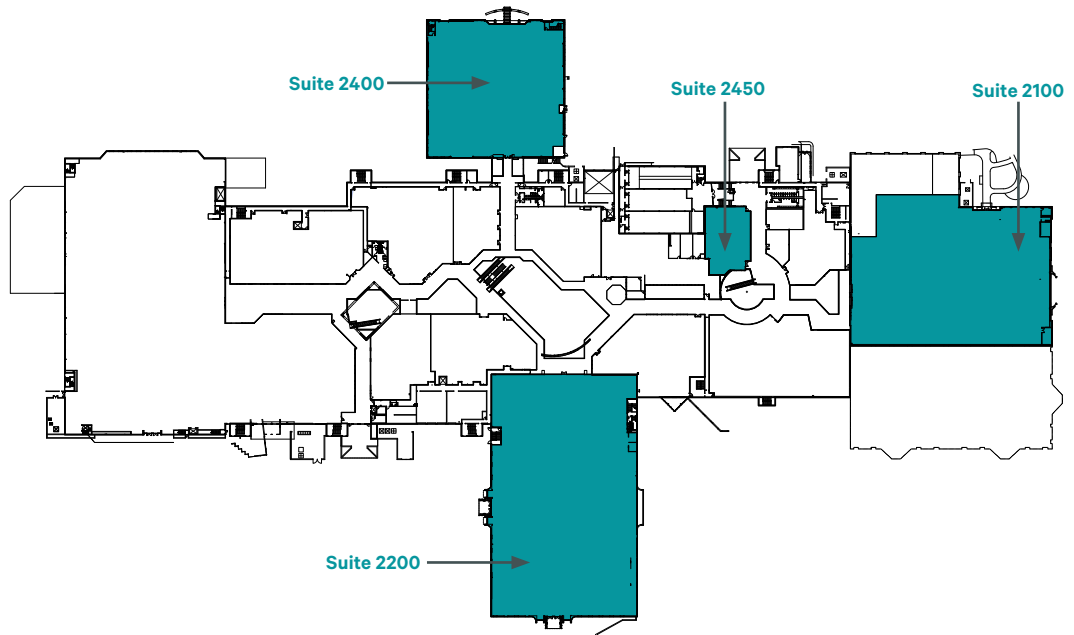
AVAILABLE SPACES

Suite 2100
56,134 RSF

Suite 2200
69,930 RSF

Suite 2400
35,909 RSF

Suite 2450
5,745 RSF

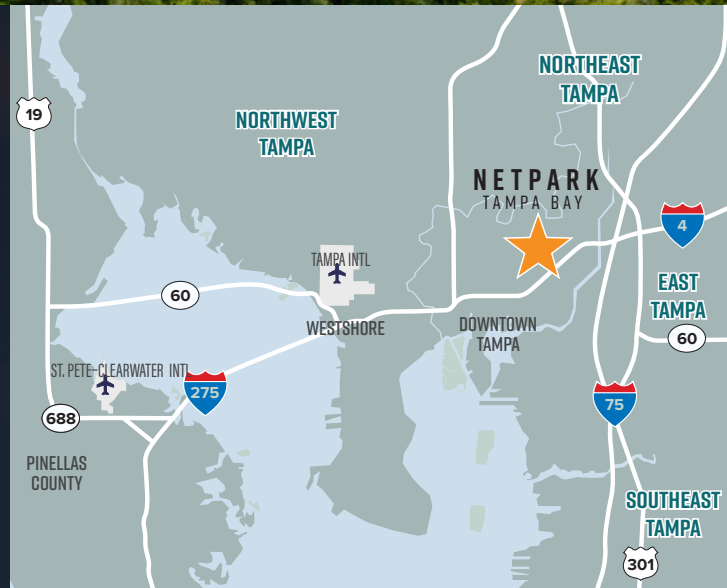




5701 E. HILLSBOROUGH AVENUE
TAMPA, FL 33610

ROXANNE KEMPH
Senior Vice President
T +1 813 286 7700
roxanne.kemph@cbre.com

KELLEY MATHESON
First Vice President
T +1 813 273 8489
kelley.matheson@cbre.com



SAXUM
REAL ESTATE

CBRE

© 2024 CBRE, Inc. All rights reserved. This information has been obtained from sources believed reliable, but has not been verified for accuracy or completeness. You should conduct a careful, independent investigation of the property and verify all information. Any reliance on this information is solely at your own risk. CBRE and the CBRE logo are service marks of CBRE, Inc. All other marks displayed on this document are the property of their respective owners. Photos herein are the property of their respective owners. Use of these images without the express written consent of the owner is prohibited.