

# COMMUNITY SUMMARY

301 S Seguin Rd, Converse, Texas, 78109  
Ring band of 0-1 miles

11,804 Population Total  
0.10% Population Growth  
2.88 Average HH Size  
86.9 Diversity Index  
34.0 Median Age  
\$67,780 Median HH Income  
\$198,403 Median Home Value  
\$139,530 Median Net Worth  
26.4% Age <18  
61.4% Age 18-64  
12.2% Age 65+



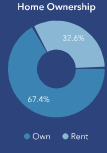
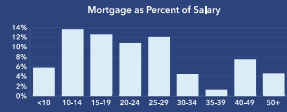
15.8% Services



20.9% Blue Collar



63.3% White Collar



# COMMUNITY SUMMARY

301 S Seguin Rd, Converse, Texas, 78109  
Ring band of 1-2 miles

38,024 Population Total  
2.61% Population Growth  
2.97 Average HH Size  
86.8 Diversity Index  
34.1 Median Age  
\$75,906 Median HH Income  
\$193,705 Median Home Value  
\$144,269 Median Net Worth  
25.9% Age <18  
62.2% Age 18-64  
11.8% Age 65+



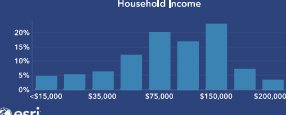
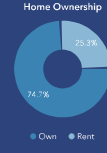
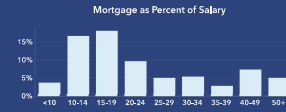
18.0% Services



20.7% Blue Collar



61.3% White Collar



Source: Esri, ArcGIS, Esri forecasts for 2023, 2017-2021, 2028. © 2023 Esri

Source: Esri, ArcGIS, Esri forecasts for 2023, 2017-2021, 2028. © 2023 Esri

# COMMUNITY SUMMARY

301 S Seguin Rd, Converse, Texas, 78109  
Ring band of 2-3 miles

49,174 Population Total  
2.34% Population Growth  
2.72 Average HH Size  
86.4 Diversity Index  
36.1 Median Age  
\$66,068 Median HH Income  
\$211,830 Median Home Value  
\$151,464 Median Net Worth  
24.3% Age <18  
60.3% Age 18-64  
15.4% Age 65+




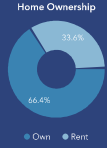
21.3% Services



24.7% Blue Collar



54.0% White Collar



Source: Esri, ArcGIS, Esri forecasts for 2023, 2017-2021, 2028. © 2023 Esri