

Buckeye Square Plaza

533 Wagner Ave | Greenville, OH | 45331

Henkle Schueler
COMMERCIAL REAL ESTATE




COUNTY	PROPERTY TYPE	ZONING	SPACE AVAILABLE	PRICE
Darke	Retail	Retail	2,500 SF	\$9.00/SF NNN

Property & Location Highlights:

- Two spaces available for lease
- Excellent visibility and accessibility
- Ample parking
- Located on busy Main Street
- Located in a major retail area in the heart of Greenville

All information furnished is from sources deemed reliable and is subject to errors, omissions and changes prior to sale as withdrawal without notice.

For more information, contact:



Henkle Schueler
COMMERCIAL REAL ESTATE




Mark Langdon

Commercial Sales Agent

O: 513.228.6244

C: 937.684.9847

mlangdon@hsabh.com

	Jade Dragon 7,500 SF		531	Cheap Tobacco 2,500 SF		533	PL Nails & Spa 2,500 SF		535	 boostmobile 2,500 SF		537	AVAILABLE 2,500 SF		539	 7,500 SF	
---	---------------------------------------	--	-----	---	--	-----	--	--	-----	---	--	-----	-------------------------------------	--	-----	---	--

Radius	1 Mile		3 Mile		5 Mile	
Population						
2027 Projection	6,359		14,835		18,565	
2022 Estimate	6,371		14,942		18,649	
2010 Census	6,447		15,530		19,139	
Growth 2022 - 2027	-0.19%		-0.72%		-0.45%	
Growth 2010 - 2022	-1.18%		-3.79%		-2.56%	
2022 Population by Hispanic Origin	135		284		334	
2022 Population	6,371		14,942		18,649	
White	6,048	94.93%	14,290	95.64%	17,923	96.11%
Black	82	1.29%	193	1.29%	203	1.09%
Am. Indian & Alaskan	22	0.35%	50	0.33%	53	0.28%
Asian	74	1.16%	144	0.96%	154	0.83%
Hawaiian & Pacific Island	11	0.17%	17	0.11%	17	0.09%
Other	133	2.09%	248	1.66%	299	1.60%
U.S. Armed Forces	0		0		4	
Households						
2027 Projection	2,915		6,533		7,982	
2022 Estimate	2,913		6,577		8,019	
2010 Census	2,913		6,821		8,235	
Growth 2022 - 2027	0.07%		-0.67%		-0.46%	
Growth 2010 - 2022	0.00%		-3.58%		-2.62%	
Owner Occupied	1,821	62.51%	4,114	62.55%	5,364	66.89%
Renter Occupied	1,092	37.49%	2,462	37.43%	2,656	33.12%
2022 Households by HH Income	2,915		6,576		8,020	
Income: <\$25,000	590	20.24%	1,439	21.88%	1,678	20.92%
Income: \$25,000 - \$50,000	812	27.86%	2,071	31.49%	2,414	30.10%
Income: \$50,000 - \$75,000	674	23.12%	1,437	21.85%	1,741	21.71%
Income: \$75,000 - \$100,000	515	17.67%	861	13.09%	1,054	13.14%
Income: \$100,000 - \$125,000	92	3.16%	298	4.53%	437	5.45%
Income: \$125,000 - \$150,000	123	4.22%	233	3.54%	343	4.28%
Income: \$150,000 - \$200,000	71	2.44%	137	2.08%	214	2.67%
Income: \$200,000+	38	1.30%	100	1.52%	139	1.73%
2022 Avg Household Income	\$60,671		\$58,171		\$61,345	
2022 Med Household Income	\$52,500		\$46,348		\$48,891	

Business Employment by Type	# of Businesses	# Employees	#Emp/Bus
Total Businesses	317	3,999	13
Retail & Wholesale Trade	62	1,042	17
Hospitality & Food Service	28	527	19
Real Estate, Renting, Leasing	21	129	6
Finance & Insurance	29	166	6
Information	8	40	5
Scientific & Technology Services	20	84	4
Management of Companies	2	49	25
Health Care & Social Assistance	71	895	13
Educational Services	8	586	73
Public Administration & Sales	16	274	17
Arts, Entertainment, Recreation	3	20	7
Utilities & Waste Management	8	27	3
Construction	5	22	4
Manufacturing	3	14	5
Agriculture, Mining, Fishing	2	4	2
Other Services	31	120	4

Learn more about our services—visit [SchuelerGroup.com](https://www.schuelergroup.com) today!
3000-G Henkle Drive | Lebanon, OH 45036 | 513.932.6010 | 800.589.7535