

LEASE

OFFICE



PARK CENTER



PROPERTY HIGHLIGHTS

- Route 30 exposure available
- Flexible floor plans from 1,200-4,500 SF
- Customized tenant improvement package available for qualified prospects
- Affordable rents
- New on-site management
- Highly visible monument signage on Route 30 with over 43,000 ADT
- Parking abounds with overflow parking available
- Ownership opportunities available. Call for details

SPACES	LEASE RATE	SPACE SIZE
5241-D	\$17.50 SF/yr	1,200 SF
5241-E-G	\$17.50 SF/yr	4,500 SF
5241-I	\$17.50 SF/yr	1,200 SF
5265 I-K	\$18.50 SF/yr	2,400 SF

LEASE RATE **\$17.50 - 18.50 SF/YR (MG)**

Available SF:	1,200 - 4,500 SF
Lot Size:	3.7 Acres
Building Size:	10,200 SF

BRADLEY COMPANY
112 W. Jefferson Blvd., Suite 300
South Bend, IN 46601
574.237.6000

STEVE NICKSIC, CCIM **JIM NICKSIC**
Senior Broker Senior Broker
219.695.3160 219.552.1982
snicksic@bradleyco.com jnicksic@bradleyco.com



BRADLEYCO.COM



5265 COMMERCE RD. & 5201-5281 FOUNTAIN DR., CROWN POINT, IN 46307

LEASE

OFFICE



STEVE NICKSIC, CCIM
Senior Broker
219.695.3160
snicksic@bradleyco.com

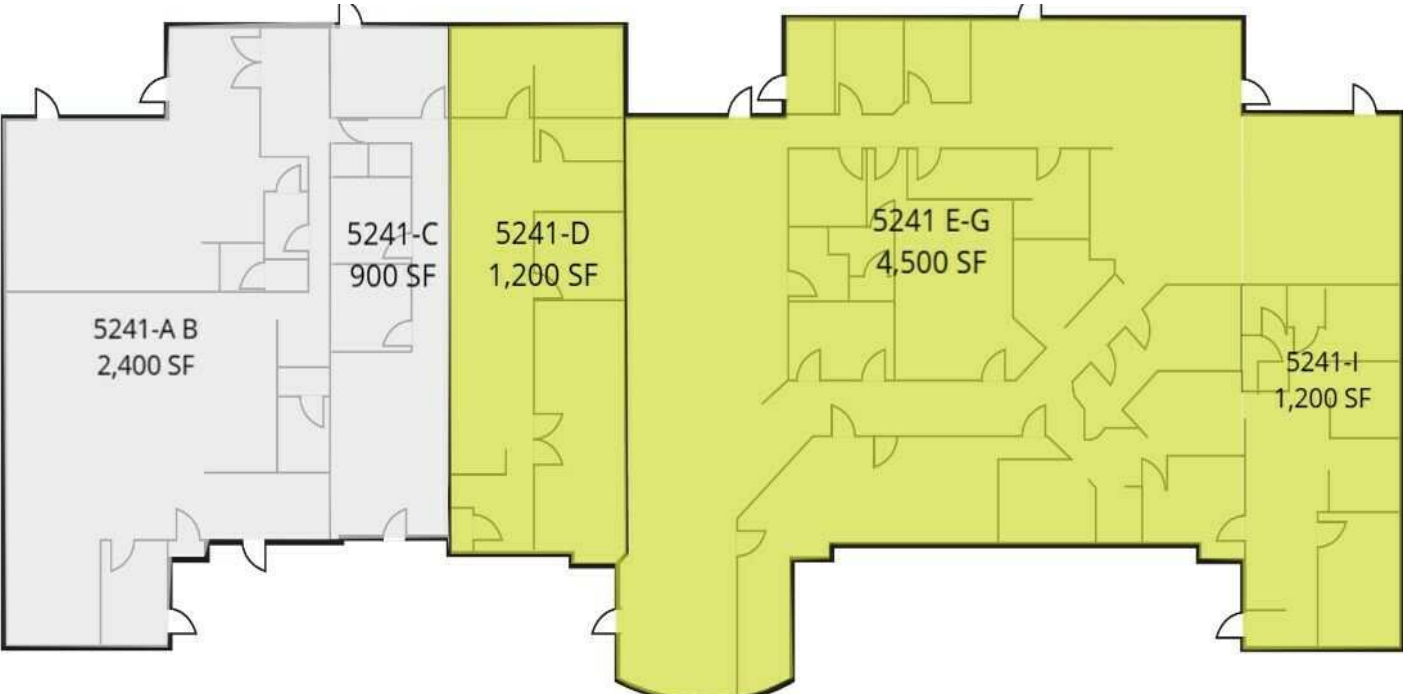
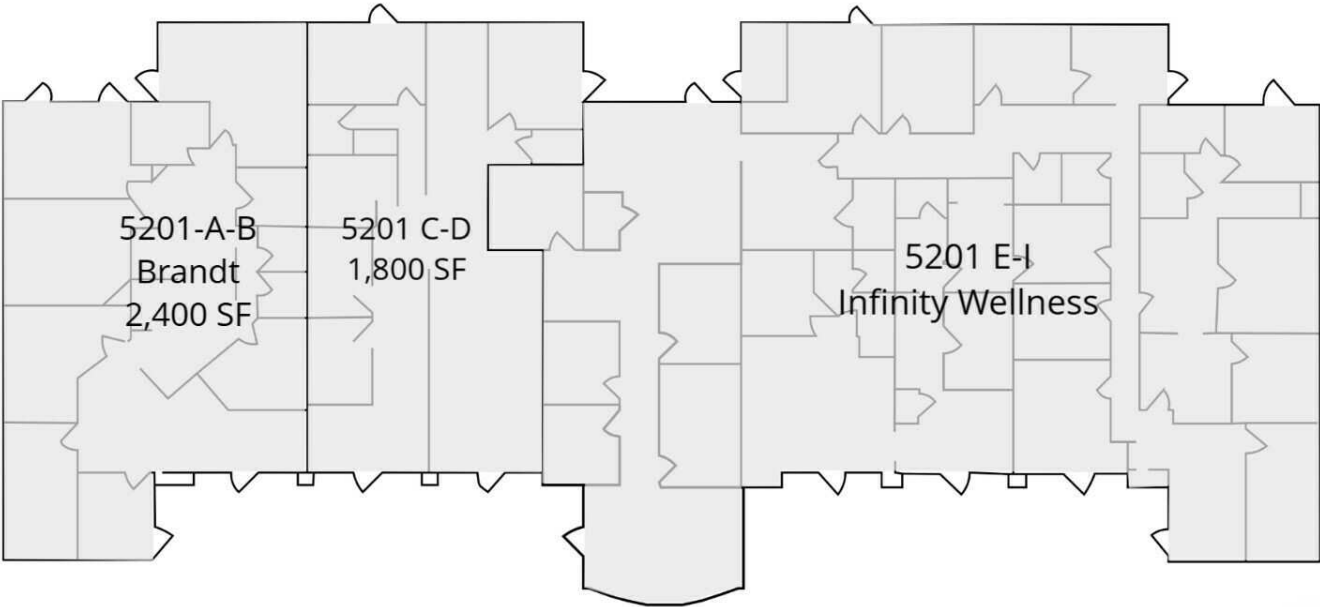
JIM NICKSIC
Senior Broker
219.552.1982
jnicksic@bradleyco.com



5265 COMMERCE RD. & 5201-5281 FOUNTAIN DR., CROWN POINT, IN 46307

LEASE

OFFICE



STEVE NICKSIC, CCIM
Senior Broker
219.695.3160
snicksic@bradleyco.com

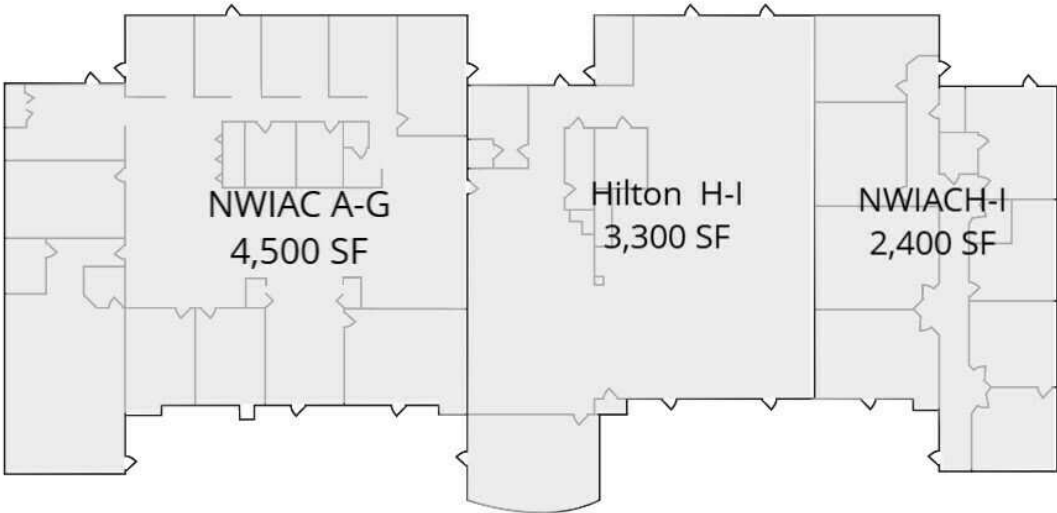
JIM NICKSIC
Senior Broker
219.552.1982
jnicksic@bradleyco.com



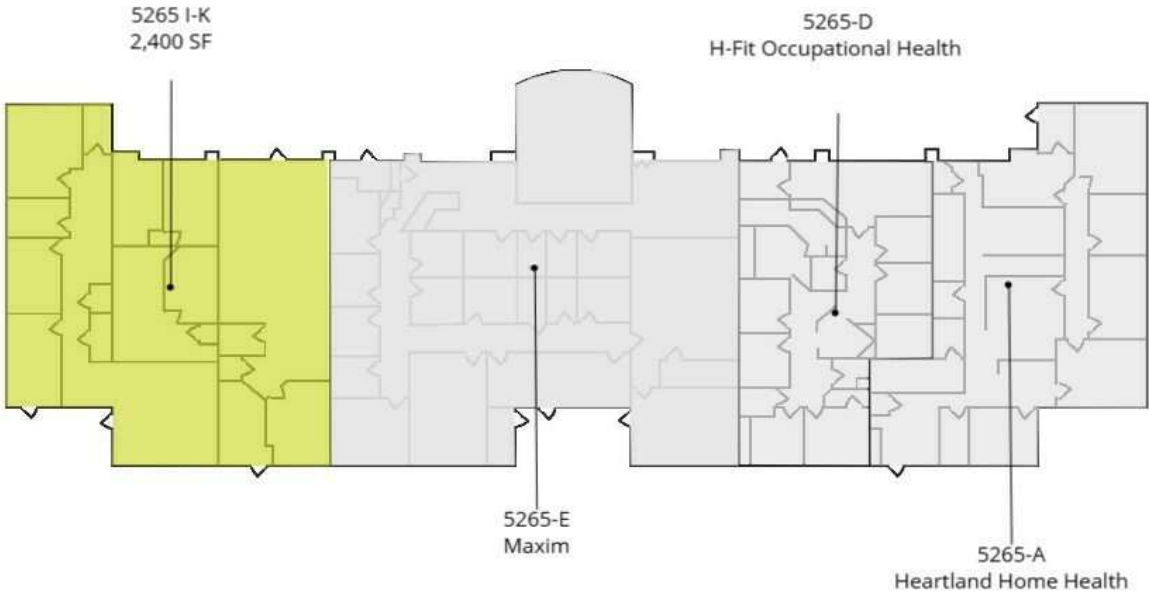
5265 COMMERCE RD. & 5201-5281 FOUNTAIN DR., CROWN POINT, IN 46307

LEASE

OFFICE



PARK CENTER - 5261 FOUNTAIN
10,200 SF



STEVE NICKSIC, CCIM
Senior Broker
219.695.3160
snicksic@bradleyco.com

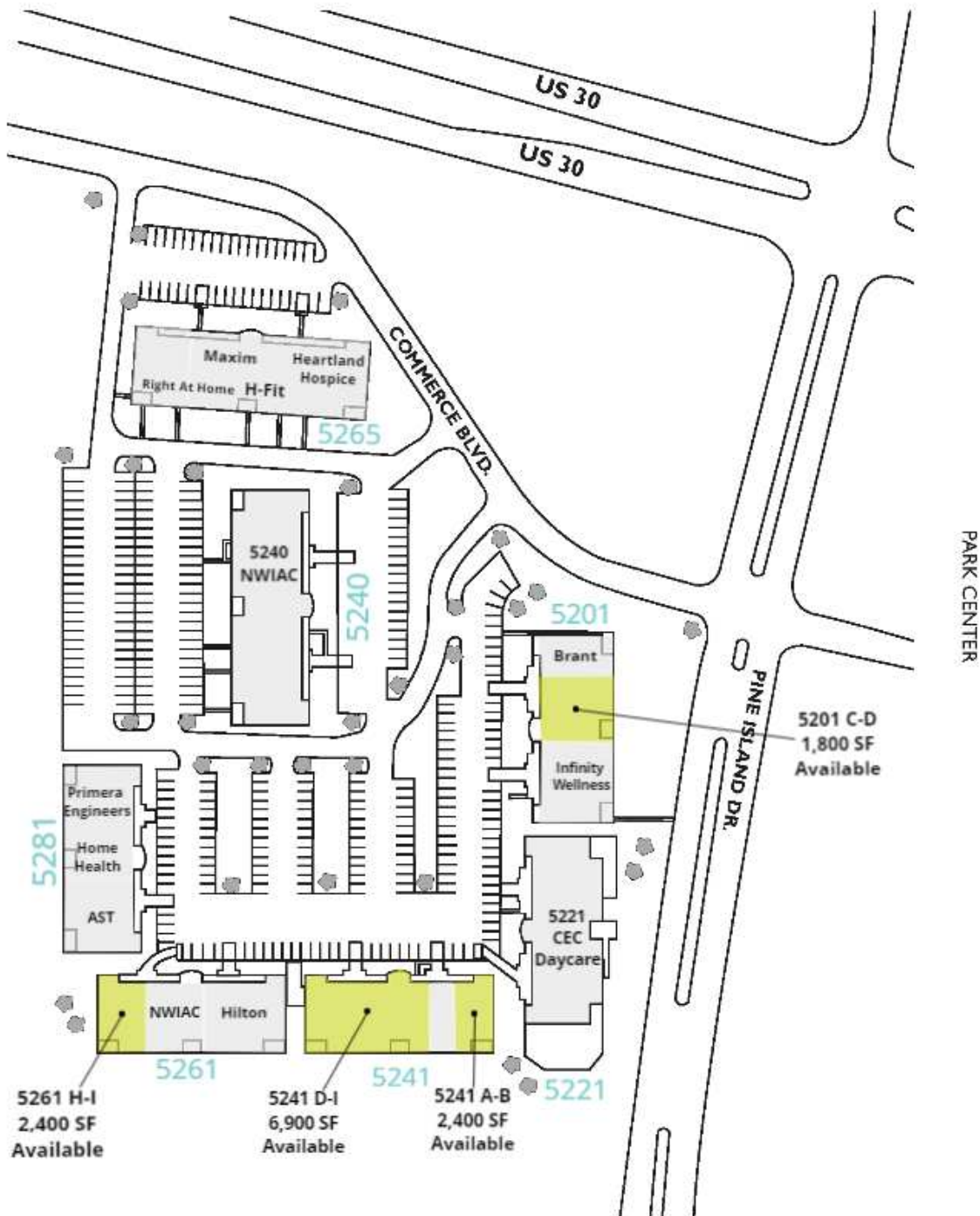
JIM NICKSIC
Senior Broker
219.552.1982
jnicksic@bradleyco.com



5265 COMMERCE RD. & 5201-5281 FOUNTAIN DR., CROWN POINT, IN 46307

LEASE

OFFICE



STEVE NICKSIC, CCIM
Senior Broker
219.695.3160
snicksic@bradleyco.com

JIM NICKSIC
Senior Broker
219.552.1982
jnicksic@bradleyco.com