

RAMPART PLAZA

8504 - 8578 Del Webb Boulevard, Las Vegas, Nevada 89134

AVAILABLE
For Lease



5960 South Jones Boulevard
Las Vegas, Nevada 89118
T 702.388.1800
F 702.388.1010
www.mdlgroup.com

Luke Ramous
Senior Advisor
Lic#: S.0188531
702.388.1800
lramous@mdlgroup.com

Michael Greene, CCIM
Vice President
Lic#: S.0186326
702.388.1800
mgreene@mdlgroup.com

Hayim Mizrachi, SIOR, CCIM
CEO | Principal | Broker
Lic#: B.0143643.corp
702.388.1800
hmizrachi@mdlgroup.com



Leasing Details



\$1.65 PSF NNN

Lease Rate



\$0.43 PSF NNN

CAM Charges



±3,375 SF

Space Available

Demographics

Population	1 mile	3 miles	5 miles
2025 Population	17,554	156,026	369,895
Average Household Income	1 mile	3 miles	5 miles
2025 Average Household Income	\$126,524	\$111,801	\$113,141

Property Highlights

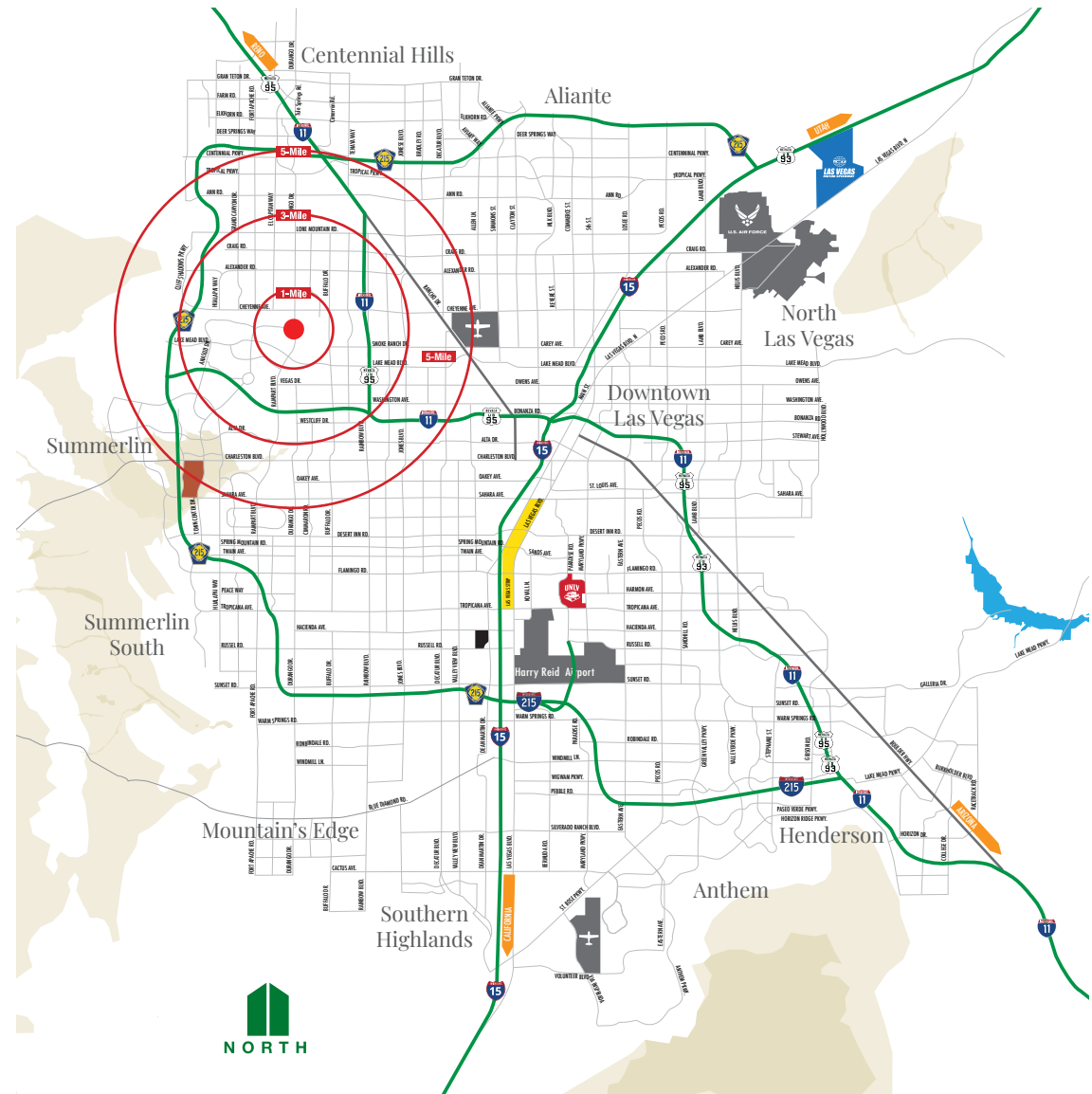
- Summerlin Submarket
- Zoning: P-C (Planned Community District)
- Great visibility on Rampart and Del Webb Boulevard
- Busy retail center with high traffic counts ±20,438 via Rampart Boulevard
- Join El Burrito Mexican restaurant, Tuesday Morning, United Healthcare, State Farm, Edward Jones, and Farmers Insurance
- Upscale retail center servicing the affluent Summerlin, Desert Shores and Sun City master planned communities of NW Las Vegas

Population	1 mile	3 miles	5 miles
2010 Population	17,397	148,620	342,365
2020 Population	17,512	155,034	364,298
2025 Population	17,554	156,026	369,895
2030 Population	17,797	158,540	377,620
2010-2020 Annual Rate	0.07%	0.42%	0.62%
2020-2025 Annual Rate	0.05%	0.12%	0.29%
2025-2030 Annual Rate	0.28%	0.32%	0.41%
2025 Median Age	53.7	42.8	41.8

Households	1 mile	3 miles	5 miles
2025 Wealth Index	137	100	99
2010 Households	7,815	59,011	131,967
2020 Households	7,875	62,888	142,882
2025 Total Households	8,012	64,253	147,107
2030 Total Households	8,187	65,843	151,463
2010-2020 Annual Rate	0.08%	0.64%	0.80%
2020-2025 Annual Rate	0.33%	0.41%	0.56%
2025-2030 Annual Rate	0.43%	0.49%	0.59%

Average Household Income	1 mile	3 miles	5 miles
2025 Average Household Income	\$126,524	\$111,801	\$113,141
2030 Average Household Income	\$141,112	\$123,981	\$125,959
2025-2030 Annual Rate	2.21%	2.09%	2.17%

Housing	1 mile	3 miles	5 miles
2010 Total Housing Units	8,818	66,321	148,883
2020 Total Housing Units	8,497	66,997	151,942
2025 Total Housing Units	8,499	67,544	154,621
2025 Owner Occupied Housing Units	5,798	39,889	89,293
2025 Renter Occupied Housing Units	2,214	24,364	57,814
2025 Vacant Housing Units	487	3,291	7,514
2030 Total Housing Units	8,740	69,646	160,166
2030 Owner Occupied Housing Units	6,000	41,556	93,303
2030 Renter Occupied Housing Units	2,186	24,287	58,160
2030 Vacant Housing Units	553	3,803	8,703



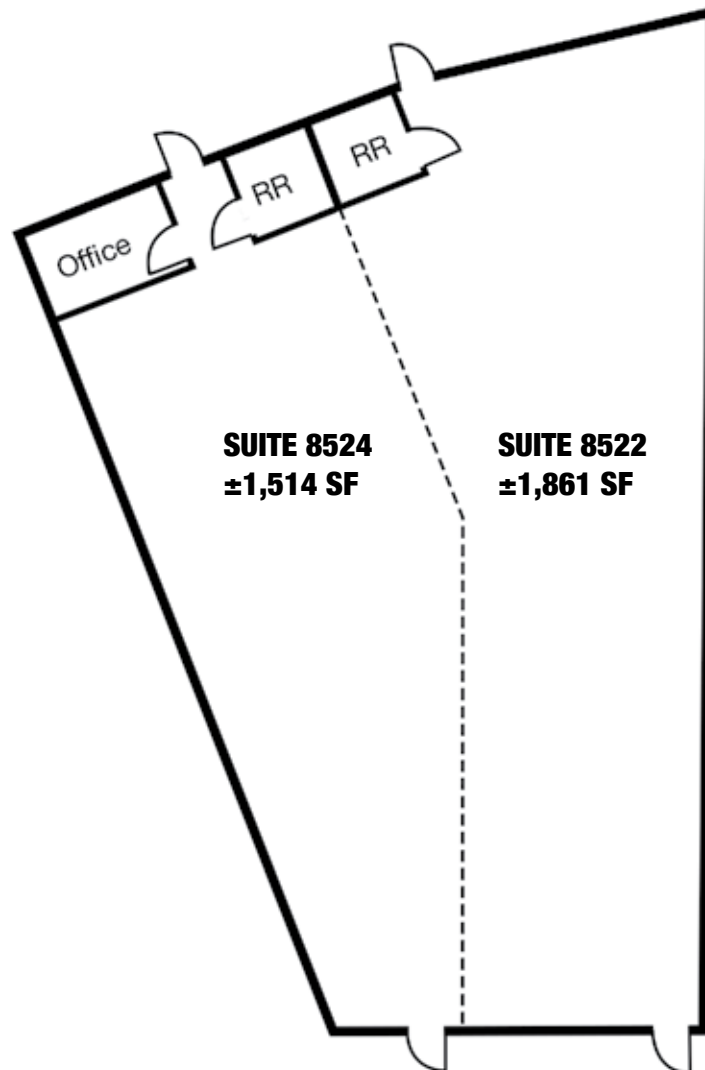
RAMPART PLAZA

8504 - 8578 Del Webb Boulevard, Las Vegas, NV 89134

For Lease

● Power Retail ● Hotel & Casino ● Hospital ● Parks & Recreation







Space Information

- + **Available SF:** ±3,375
(This suite can be demised)
- + **Lease Rate:** \$1.65 PSF NNN
- + **CAM Charges:** \$0.43 PSF
- + **Monthly Rent:** \$3,149.12 - \$7,020.00
- + **Available:** Immediately

Drawings and plans are not to scale. Any measurements are approximate and are for illustrative purposes only. There is no guarantee, warranty or representation as to the accuracy or completeness of any plans or designs.

Property Photos



Clark County Nevada

Synopsis

As of the 2020 census, the population was 2,265,461, with an estimated population of 2,350,611 in 2024. Most of the county population resides in the Las Vegas Census County Divisions across 435 square miles. It is by far the most populous county in Nevada, and the 14th most populous county in the United States. It covers 7% of the state's land area but holds 73% of the state's population, making Nevada one of the most centralized states in the United States.

With jurisdiction over the world-famous Las Vegas Strip and covering an area the size of New Jersey, Clark County is the nation's 14th-largest county. The County is a mix of urban and rural locales that offers the convenience of city living with access to some of the nation's best outdoor recreational areas just a short drive away.

Clark County employs more than 10,000 people over 38 departments. The County has an annual budget of \$11.4 billion, which surpasses that of the state government.

Quick Facts

±7,892

Land Area
(Square Miles)

2,265,461

Population

298

Pop. Density
(Per Square Mile)

Sources: clarkcountynv.gov, data.census.gov, lvgea.org, wikipedia.com

Professional Sports

Synopsis

The Las Vegas Valley is home to many sports, most of which take place in the unincorporated communities around Las Vegas rather than in the city itself. It has rapidly established itself as a premier sports city, hosting a lineup of major professional teams that have brought home championships. These successful teams not only foster fan interest and growth but also play a significant role in strengthening the local economy.

The Vegas Golden Knights, the city's first major league franchise, wasted no time making their mark by winning the Stanley Cup in 2023. The Las Vegas Aces have dominated the WNBA, securing back-to-back championships in 2022 and 2023. The Las Vegas Raiders, while having their championship triumphs tied to their time in Oakland and Los Angeles, have a storied history that includes three world championship victories (XI, XV, and XVIII). The Las Vegas Athletics brings a legacy of 9 world championships and are looking to add more at their new home. These teams have not only captivated local fans but have also helped solidify reputation of the city as a major player in the world of professional sports.

Las Vegas is also a great place for minor league sports, with the Las Vegas Aviators (Minor League Baseball, Triple-A affiliate of the Las Vegas Athletics), the Henderson Silver Knights (American Hockey League, affiliate of the Vegas Golden Knights), and the Las Vegas Lights FC (USL Championship soccer) all calling the area home. The city also has indoor football and box lacrosse teams, the Vegas Knight Hawks and the Las Vegas Desert Dogs, respectively, who share a venue in Henderson.



Service you deserve. People you trust.



WORLD CHAMPIONS



WORLD CHAMPIONS



WORLD CHAMPIONS



WORLD CHAMPIONS



HENDERSON
SILVER KNIGHTS™



5960 South Jones Boulevard
Las Vegas, Nevada 89118

T 702.388.1800 | F 702.388.1010
www.mdlgroup.com

Nevada Tax Advantages

NEVADA

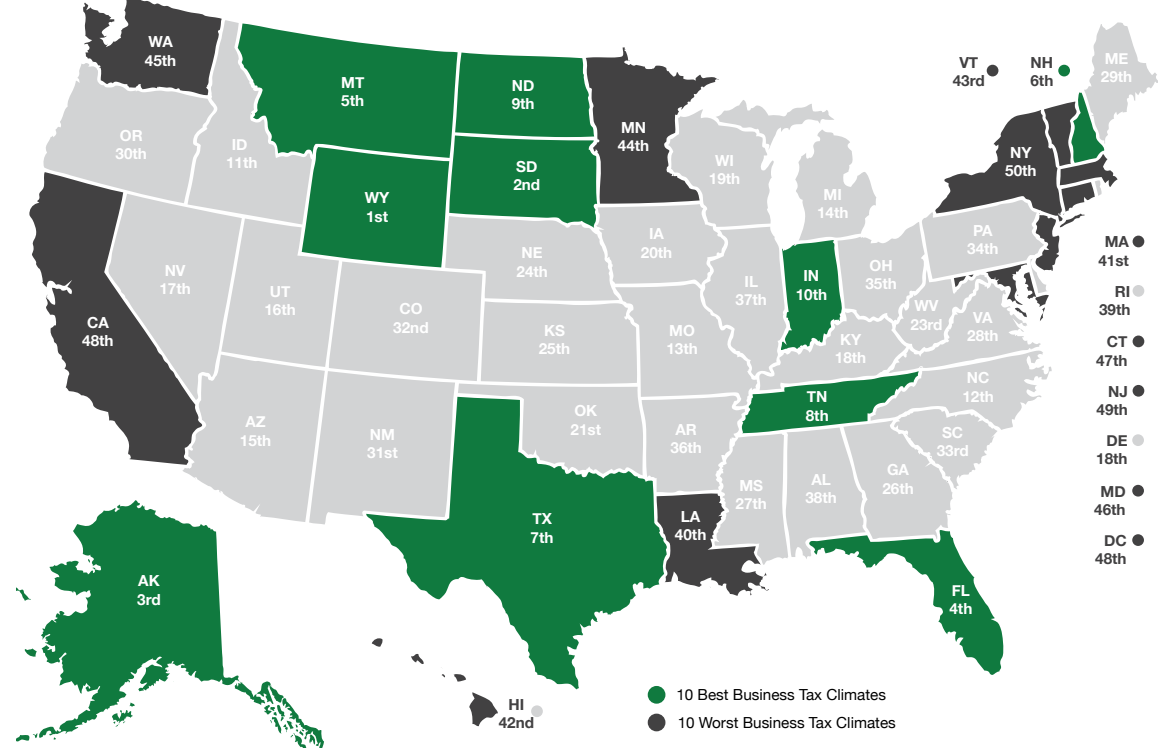
has always been a popular choice for businesses due to various factors such as low-cost startup, regulatory benefits, and competitive utility rates.

The Tax Climate Index ranking California ranks 48th, Arizona 14th, Idaho 16th, Oregon 28th and Utah 8th.

Here are the main tax advantages of this state:

- No income tax
- No tax on pensions
- No tax on social security
- No tax on estate or inheritance
- Low property taxes
- No gross receipts tax
- No franchise tax
- No inventory tax
- No tax on issuance of corporate shares
- No tax on sale or transfer of shares

2024 State Business Tax Climate Index



Nevada Tax System:

Nevada is ranked 7th in the Tax Foundation's 2020 State Business Tax Climate Index, focusing on corporate taxes, individual income taxes, sales taxes, unemployment insurance taxes, and property taxes.

Source: Nevada Governor's Office of Economic Development; www.TaxFoundation.org



Road Transportation

Las Vegas, and surrounding towns are less than one day's drive over arterial interstate highways to nearly 60 million consumers as well as to the major U.S. deep water seaports serving the Pacific Rim.



Rail Transportation

Major Union Pacific and Southern Pacific rail connections in Las Vegas and Reno also, too, play an essential role in carrying the world's freight from the Pacific Coast to America's Heartland and beyond.



Air Transportation

Globally, Harry Reid International Airport in Las Vegas has been a Top 20 airport for more than five years, annually serving more than 40 million and handling more than 189 million pounds of cargo.



Service you deserve. People you trust.



5960 South Jones Boulevard
Las Vegas, Nevada 89118

T 702.388.1800 | F 702.388.1010
www.mdlgroup.com

Southern Nevada Growth

200,000+

Number of jobs
added between
2011 and 2019.

7,500+

Number of new
businesses added
between 2011 and 2019.

85%

Milestone graduation
rate for Clark County
school district in 2019.



Education & Workforce Development

Southern Nevada's post-secondary education and training institutions have significantly increased their offerings.

Notably, the **University of Nevada, Las Vegas (UNLV)** doubled its research and development (R&D) performance over the last decade and reached R1 status in 2018, the highest classification for research universities. Additionally, the newly formed UNLV School of Medicine started class in 2017.

Nevada State College (NSC) more than double its degree awards since 2011, with especially strong growth in awards to racial and ethnic minorities, and in health professions that support a key regional target industry.

The College of Southern Nevada (CSN) was named as a Leader College of Distinction by national non-profit network Achieving the Dream in 2019 for its work on improving student outcomes and reducing student achievement gaps.

Innovation Ecosystem

In 2016, Las Vegas established an Innovation District to spur smart-city technology infrastructure and launched the International Innovation Center @ Vegas (IIC@V) incubator to support development of high priority emerging technologies.

The Las Vegas-based Nevada Institute for Autonomous Systems was designated in 2013 as one of six official unmanned aircraft systems (UAS) test sites in the United States, and the UNLV Tech Park has quickly emerged as a hub for regional innovation.

In July 2019, Google broke ground on a \$600 million data center, and in October 2019 Switch announced a partnership with UNLV to support sports science R&D. Switch also expanded its footprint in Southern Nevada to 4.6M SF of data center space.

The Las Vegas Convention and Visitors Authority (LVCVA) partnered with the Boring Company to build a high-speed electric autonomous people mover for the Las Vegas Convention Center.

Source: Las Vegas Global Economic Alliance (LVGEA)