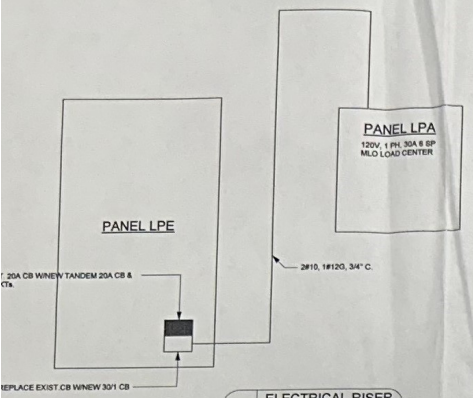

ELECTRICAL RISER
NO SCALE

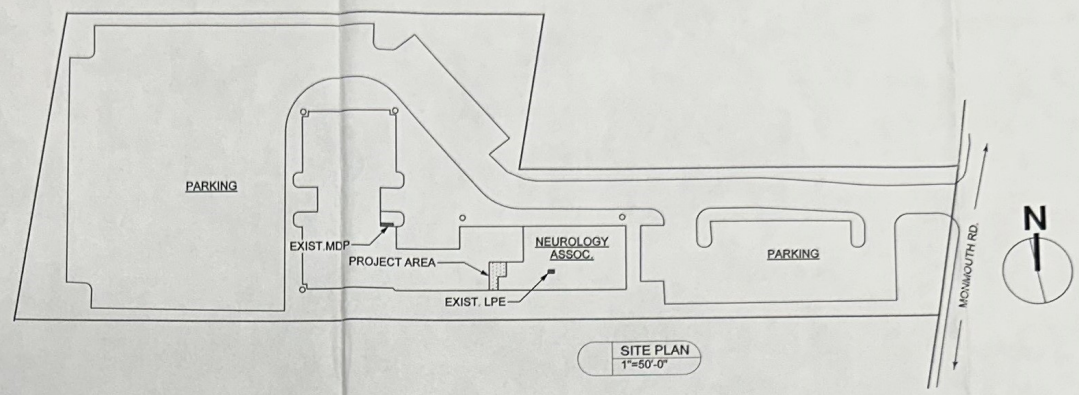

SITE PLAN
1"=50'-0"

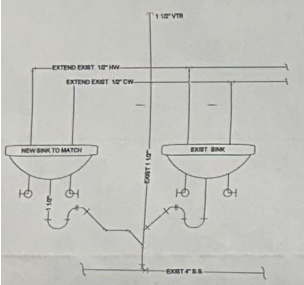

PLUMBING RISER
NO SCALE

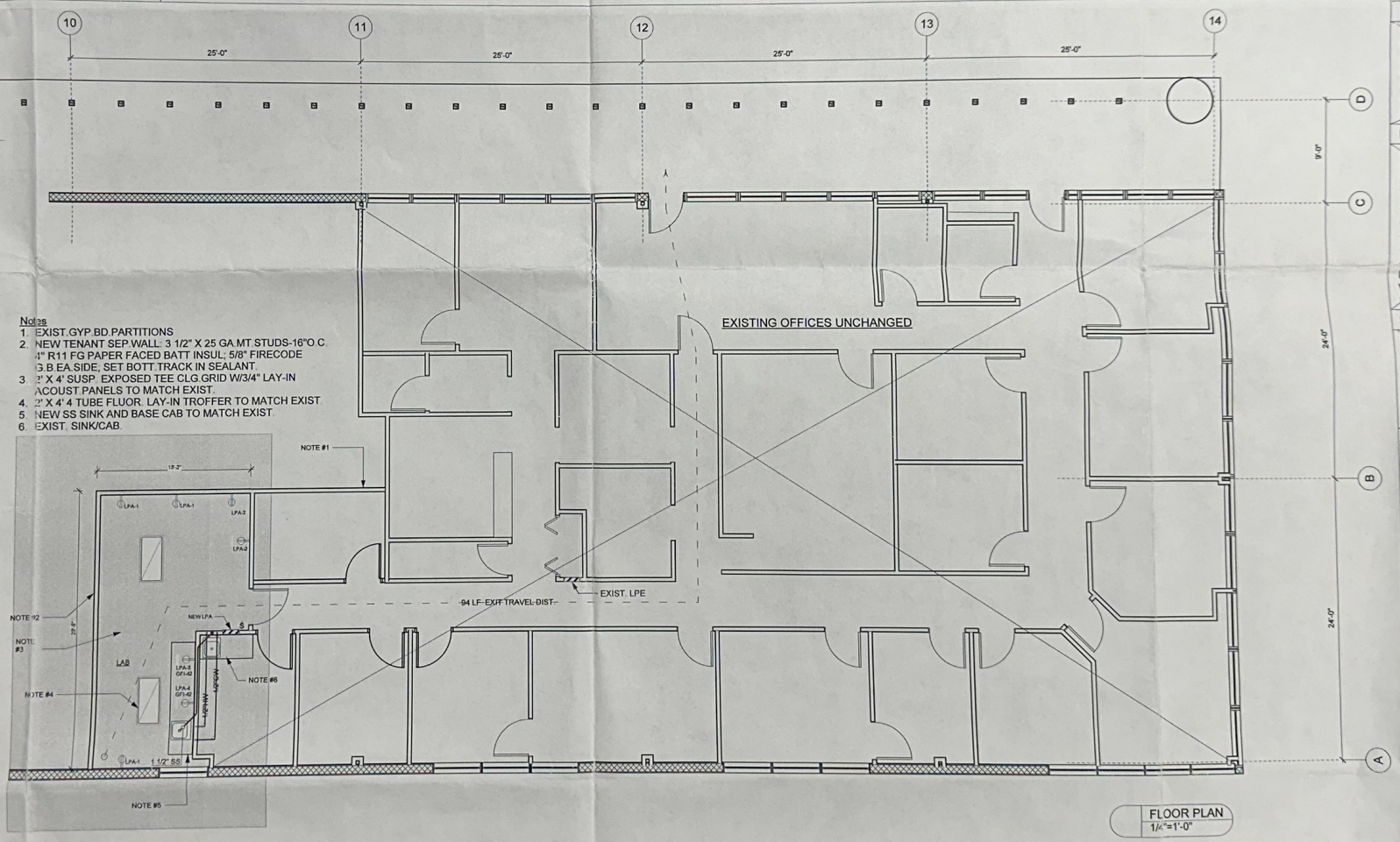

Notes
1. EXIST.GYP.BD.PARTITIONS
2. NEW TENANT SEP.WALL: 3 1/2" X 25 GA.MT.STUDS-16"O.C. 4" R11 FG PAPER FACED BATT INSUL; 5/8" FIRECODE G.B.EA.SIDE; SET BOTT.TRACK IN SEALANT.
3. 2' X 4' SUSP. EXPOSED TEE CLG.GRID W/3/4" LAY-IN ACOUST.PANELS TO MATCH EXIST.
4. 2' X 4' 4 TUBE FLUOR. LAY-IN TROFFER TO MATCH EXIST.
5. NEW SS SINK AND BASE CAB TO MATCH EXIST.
6. EXIST. SINK/CAB.

FLOOR PLAN
1/4"=1'-0"

CODE CONFORM

BUILDING SUBCODE
ELECTRICAL SUBCOD
ENERGY SUBCODE
FIRE PROT. SUBCOD
MECHANICAL SUBCO
FUEL GAS SUBCODE
PLUMBING SUBCOD
BAR. FREE SUBCOD
CONST. CLASS: IIIB-
CODE ALLOWANCE:
USE GROUP: B; MED

BUILDING DETAI

PROJECT FLOOR A
TENANT FLOOR AR
BUILDING HEIGHT
VOLUME

FIRE RESISTAN

STRUCTURAL FRA
BEARING WALLS,
BEARING WALLS,
NON BEARING WA
NON BEARING WA
FLOOR CONSTRU
ROOF CONSTRUC

DESIGN CRITE

FLAT ROOF SNOW
SNOW EXPOSUR
SNOW EXPOSUR
THERMAL FACTO
SEISMIC IMPORT
SEISMIC USE GR
SEISMIC DESIGN
SPECTRAL RESP
SITE CLASS
DESIGN WIND PR
WIND IMPORTAN
BASIC WIND SPE

STRUCTURAL

ROOF:
GROUND SNOW
LIVE LOAD.....
DEAD LOAD.....
FACTORED SNO
FLOOR:
LIVE LOAD.....

OCCUPANCY

BUSINESS: 4348
TOTAL PER CO
ACTUAL OCCUP

EGRESS

EXIT ELEMENT:
DOORS: 0.2" PP
STAIRS: 0.3" PP

FIRE PROTEC

NFPA 13
B AREAS:ORDINARY H
S2 AREAS:ORDINARY
MIN.COMB.HOSE STRE

EXIT DISTAN

TRAVEL.....200
DEAD END.....20

MINIMUM PL

FIXTURE
MALE WC/URIN
FEMALE WC
LAVATORY
TUBS/SHOWER
DRINKING FOU
SERVICE SINK

N IN THESE DOCUMENTS TO BE PERFORMED IN ACCORDANCE WITH APPLICABLE CODES OF ALL ICIES HAVING JURISDICTION. CONTRACTOR TO SECURE ALL PERMITS PRIOR TO STARTING ANY RANGE FOR INTERIM INSPECTIONS AND FINAL SIGN-OFF FOR EACH PERMIT. ESPONSIBLE FOR THE SAFETY, ACTIONS, AND CONDUCT OF HIS WORK FORCE AND THE REA. PROVIDE ALL NECESSARY SAFEGUARDS, SIGNS, AND BARRIERS TO SEGREGATE THE O OTHER SPACES.
SUBMIT, MAINTAIN AND PAY FOR SUCH INSURANCE COVERAGE AS MAY BE REQUIRED BY THE GENERAL LIABILITY, WORKMANS COMPENSATION AUTOMOBILE, AND EXCESS LIABILITY; ER AS ADDITIONAL INSURED
TING FACILITIES ARE GENERALLY DIAGRAMMATIC. EXACT LOCATIONS TO BE DETERMINED BY LD MEASUREMENT. FINAL ARRANGEMENT OF THE WORK TO FOLLOW DRAWINGS WITHIN THE XISTING CONSTRUCTION. DO NOT SCALE DRAWINGS-DIMENSIONS GOVERN. DRAWINGS AND L AUTHORITY.
UBMIT SHOP DRAWINGS, SAMPLES, SELECTIONS, AND LAYOUTS TO THE ARCHITECT PRIOR TO UFFICIENTLY IN ADVANCE TO ALLOW FOR REVIEW, APPROVAL, FABRICATION, AND TIMELY
, FINISHES, AND EQUIPMENT IN ACCORDANCE WITH MANUFACTURER'S INSTRUCTIONS OR M WHICHEVER IS MORE STRINGENT.
MATERIALS, AND EQUIPMENT TO BE GUARANTEED FOR ONE YEAR FROM THE DATE OF LETION. ANY FAILURE OR DETERIORATION TO BE CORRECTED AT THE CONTRACTOR'S
ORDINATE HIS TRADES TO PROVIDE FULLY FUNCTIONING SYSTEMS AND FACILITIES UPON OOPERATE WITH OWNER'S OTHER CONTRACTORS (SECURITY,FIRE, IT, ETC.) TO EFFECT A LLATION.
CTION AREA DAILY AND REMOVE ALL RUBBISH, WASTE MATERIALS, EXCESS MATERIAL, AND ROM CONSTRUCTION WORK TO A DESIGNATED AREA OR AWAY FROM THE SITE. SEPARATE ALS FROM GENERAL DEBRIS. ALL WASTE MATERIAL TO BE TRACKED AND RECORDED AS TO NSPORT, AND DISPOSITION, MAINTAINING ALL RECORDS FOR FINAL CLOSEOUT.
WORK TO APPLICABLE PROVISIONS OF THE 2012 INTERNATIONAL PLUMBING CODE. RANGE, SECURE, AND PAY FOR REQUIRED PERMITS, INSPECTIONS, AND APPROVALS. H 40 PVC WITH GLUED FITTINGS, SLOPED AT 1/4" PER FT. PROVIDE CLEANOUTS AT TURNS, ATIONS, AND AT 50' INTERVALS. CONNECT TO EXISTING SANITARY SEWER LATERAL AFTER TING. NEW PIPING TO BE SMOKE AND AIR PRESSURE TESTED.
PIPING TO BE TYPE L COPPER WITH SWEATED FITTINGS, SUPPORTED WITH APPROVED ANGERS. EXPOSED PIPE PENETRATIONS TO BE SEALED WITH FIRE RATED FOAM SEALANT CHROME ESCUTCHEON PLATES. CONCEALEDE PIPING TO BE INSULATED USING ARMACELL S FOAM SLEEVES WITH VAPOR BARRIER COVERING. EXPOSED PIPING AND VALVES TO BE ESSURE TEST AND SANITIZE SUPPLY PIPING UPON COMPLETION.
NG FIXTURES, SUPPLY FITTINGS, TRIM, AND ACCESSORIES PLUMB AND LEVEL AND UFACTURERS' INSTRUCTIONS. UPON COMPLETION TEST ALL DEVICES FOR PROPER T AND CLEAN FIXTURES, VALVES, AND TRIM.
ATIONS TO MEET NEC, NFPA, AND ADA CODES, LATEST EDITIONS. ALSO MEET THE OCAL UTILITY AND AGENCIES HAVING JURISDICTION.
OSPITAL GRADE. MIN. 1/2" CONDUIT, COPPER CONDUCTORS. NO ALUMINUM WIRE ALLOWED. BELLING OF PANELBOARDS WITH TYPEWRITTEN OR PLASTIC EMBOSSED MARKERS THROUGH RATED PARTITIONS TO MAINTAIN REQUIRED UL FIRE RATING WITH APPROPRIATE M SEALANT INSTALLED ACCORDING TO MANUFACTURER INSTRUCTIONS.
ICLES AT 18" AFF AND ALL SWITCHES AT 48" AFF. UNLESS NOTED OTHERWISE.
ROPER OPERATION AND CAPACITY. PROVIDE AS-BUILT MARKUP PLANS SHOWING ACTUAL IT AND FINAL PANEL CIRCUITRY. SUBMIT COPIES OF INSPECTION REPORTS AND FINAL PLETION OF WORK.

No.	Date	Revision Notes	Zone	Approvals	No.	Date	Issue Notes

REGISTRATIONS:
FLRA 0011741
NJRA C5145
NYRA 12781
PARA 007566B
MDRA 10674
VARA 0401013193

BY DATE
5/7/14
MEL ISRAEL, AIA, LEED AP

THESE DOCUMENTS ARE INSTRUMENTS OF PROFESSIONAL SERVICE AND REMAIN THE PROPERTY OF THE ARCHITECT. USE IS RESTRICTED TO THE PROJECT FOR THE SPECIFIC PURPOSE NOTED ABOVE. ANY OTHER USE OR DISTRIBUTION, UNLESS SPECIFICALLY AUTHORIZED IN WRITING, IS STRICTLY PROHIBITED. COPYRIGHT 2011 MEL ISRAEL, AIA

THE ISRAEL DESIGN GROUP, pa
13 FAIRVIEW AVE
LITTLE SILVER, NJ 07739
TEL: 732-758-8100
FAX: 732-758-9280
E-MAIL: mel@idghq.com

Project Title: OFFICE ADDITION FOR NEUROLOGY ASSOCIATES OF NJ W.LONG BRANCH, NJ

Drawing Title: FLOOR PLAN, SITE PLAN NOTES, DETAILS

Project Manager
Drawn By: LDC
Reviewed By
Date: 5/7/14
CAD File Name