

Medical/Retail For Lease

Santa Fe Springs Promenade

11442 Telegraph Rd
Santa Fe Springs, CA, 90670

Property Highlights

- Located at a signalized intersection with traffic counts exceeding 71,000 cars per day
- Adjacent to 605 Freeway with large digital pylon signage available
- Tenants include Starbucks, Auto Zone, Dollar Tree, Yoshinoya, Jersey Mike's, AT&T, Jack in the Box, and KFC.
- Strong three-mile demographics with over 211,000 residents, 58,000 households, a daytime population of 100,000, and average household income over \$93,000

Copyright © 2023 Colliers International. Information herein has been obtained from sources deemed reliable, however its accuracy cannot be guaranteed. The user is required to conduct their own due diligence and verification.

Available:

±1,143 - 6,400 SF

Contact us:

(323) 609 3172

James Rodriguez

Sr. Vice President

+1 213 532 3284

james.rodriguez@colliers.com

Michael Bohorquez

Vice President

+1 213 532 3220

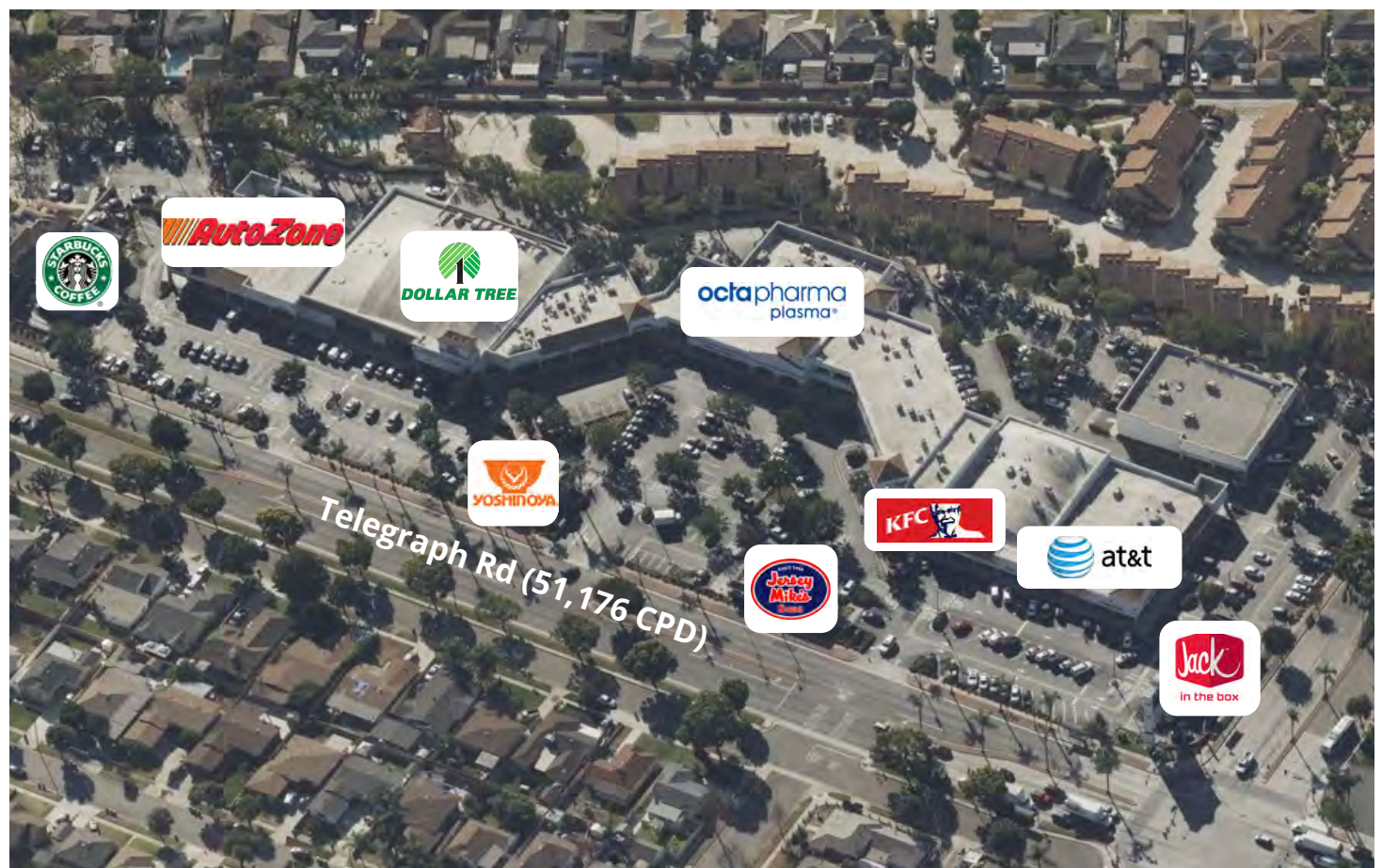
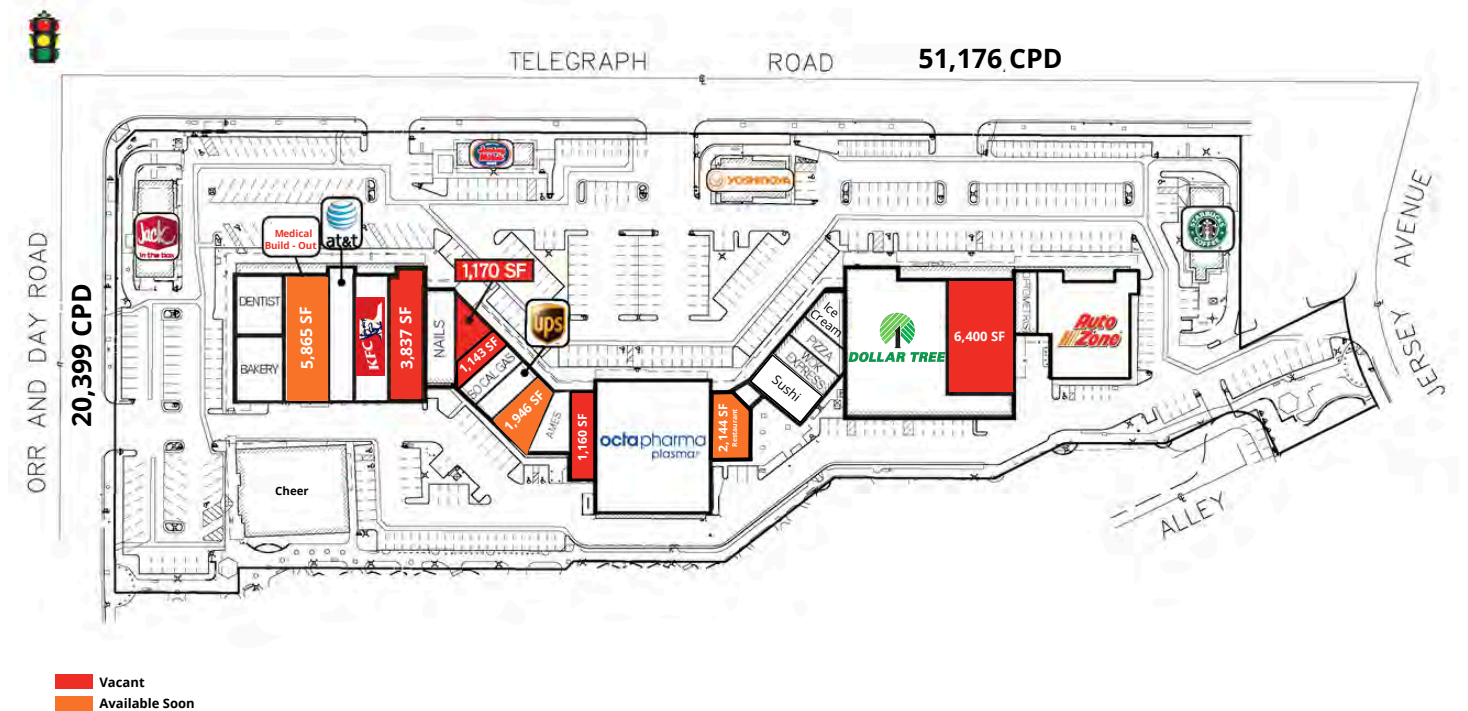
michael.bohorquez@colliers.com



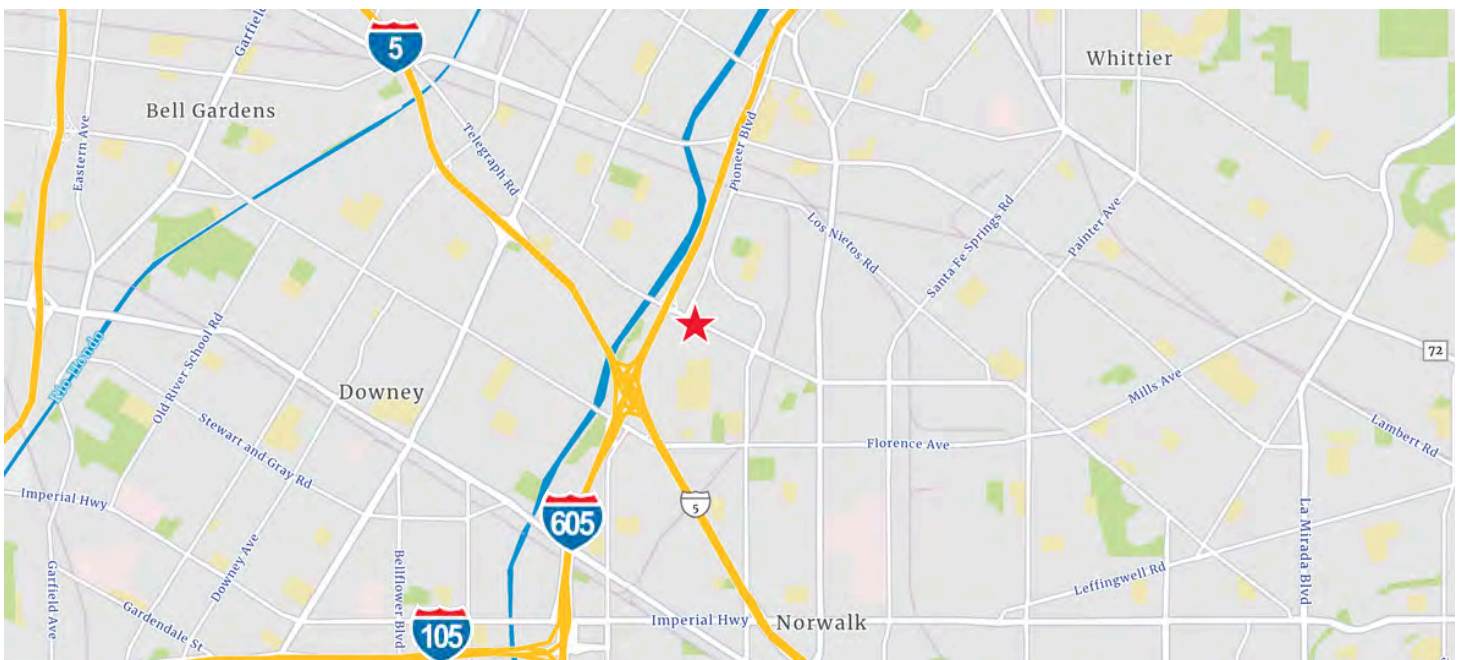
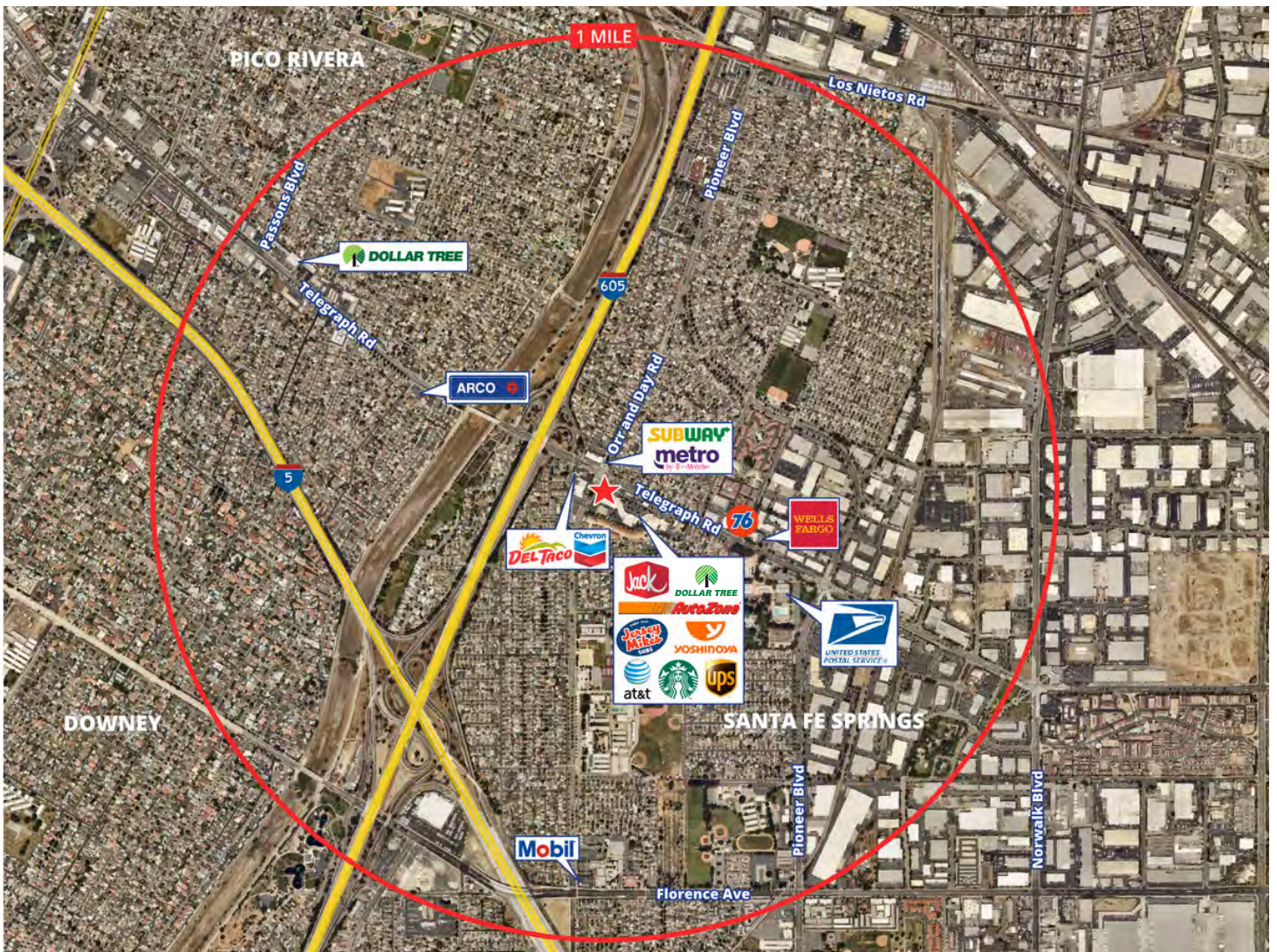
Colliers International

865 S. Figueroa St., Suite 3500
Los Angeles, CA 90017

Site Plan & Aerial



Location Maps



Demographics

| | 1 mile radius | 3 mile radius | 5 mile radius |
|---|---------------|---------------|---------------|
| Current Year Summary | | | |
| Total Population | 21,043 | 210,636 | 629,765 |
| Total Households | 5,723 | 57,945 | 175,526 |
| Total Family Households | 4,774 | 46,359 | 140,079 |
| Average Household Size | 3.66 | 3.59 | 3.55 |
| Median Age | 36.3 | 34.6 | 34.1 |
| Population Age 25+ | 14,457 | 139,381 | 410,923 |
| 2010-2021 Population: Annual Growth Rate (CAGR) | 0.07% | 0.17% | 0.11% |
| Five Year Projected Trends: Annual Rate (CAGR) | | | |
| Population | -0.02% | 0.04% | 0.01% |
| Households | -0.10% | -0.03% | -0.07% |
| Families | -0.06% | 0.00% | -0.02% |
| Median Household Income | 2.85% | 2.21% | 2.46% |
| Current Year Population by Sex | | | |
| Male Population | 10,247 | 103,689 | 309,940 |
| % Male | 48.7% | 49.2% | 49.2% |
| Female Population | 10,796 | 106,947 | 319,825 |
| % Female | 51.3% | 50.8% | 50.8% |
| Current Year Race and Ethnicity | | | |
| Total | 21,043 | 210,637 | 629,765 |
| White Alone | 59.5% | 55.6% | 53.5% |
| Black Alone | 1.4% | 2.7% | 3.1% |
| American Indian Alone | 1.2% | 1.1% | 1.1% |
| Asian Alone | 4.6% | 6.1% | 6.9% |
| Pacific Islander Alone | 0.1% | 0.2% | 0.2% |
| Some Other Race Alone | 29.0% | 30.2% | 31.0% |
| Two or More Races | 4.3% | 4.1% | 4.3% |
| Hispanic Origin | 83.2% | 79.5% | 77.1% |
| Diversity Index | 74.3 | 78.8 | 81.1 |
| Current Year Educational Attainment | | | |
| Total | 14,461 | 139,381 | 410,925 |
| Less than 9th Grade | 9.9% | 12.1% | 12.9% |
| 9th - 12th Grade, No Diploma | 8.9% | 9.7% | 9.8% |
| High School Graduate | 26.3% | 26.2% | 26.2% |
| GED/Alternative Credential | 3.4% | 2.6% | 2.4% |
| Some College, No Degree | 23.6% | 22.0% | 21.0% |
| Associate Degree | 8.4% | 7.4% | 7.7% |
| Bachelor's Degree | 13.2% | 14.3% | 14.0% |
| Graduate/Professional Degree | 6.2% | 5.7% | 5.9% |
| Current Year Income and Households Summary | | | |
| Median Household Income | \$88,635 | \$77,363 | \$71,059 |
| Average Household Income | \$103,263 | \$93,219 | \$87,689 |
| Per Capita Income | \$28,381 | \$25,664 | \$24,474 |
| Current Year Summary Business Data | | | |
| Total Businesses | 611 | 8,249 | 20,193 |
| Total Daytime Population | 21,060 | 222,985 | 614,588 |
| Daytime Population: Workers | 9,401 | 102,089 | 248,330 |
| Daytime Population: Residents | 11,659 | 120,896 | 366,258 |

Contact

James Rodriguez

Sr. Vice President

+1 213 532 3284

james.rodriguez@colliers.com

Michael Bohorquez

Vice President

+1 213 532 3220

michael.bohorquez@colliers.com

This document has been prepared by Colliers International for advertising and general information only. Colliers International makes no guarantees, representations or warranties of any kind, expressed or implied, regarding the information including, but not limited to, warranties of content, accuracy and reliability. Any interested party should undertake their own inquiries as to the accuracy of the information. Colliers International excludes unequivocally all inferred or implied terms, conditions and warranties arising out of this document and excludes all liability for loss and damages arising there from. This publication is the copyrighted property of Colliers International and/or its licensor(s). © 2023. All rights reserved.