

## Bittersweet Building 8EE - Basement Floor Plan

Scale: 1/16" = 1'-0" | Date: 7.7.22  
 Print at 8.5" x 11"




Common Area LVP Flooring



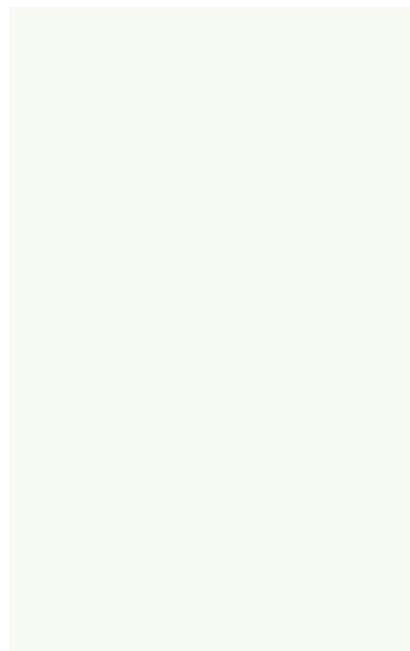
Typical Office Flooring




LED Lighting




Quartz Countertops,  
Cabinet Finish &  
Cabinet Hardware




Overall Wall Color



Accent Wall Color



Accent Wall Color



Door Stain



Door Frame



Floor Base

Project: 3400 W. 16th Street 8EE  
Date: 7-7-22  
Scale: NTS

