

INDUSTRIAL PROPERTY FOR SALE

3455 S Mulford Road, Rockford, IL, 61109

Industrial: Warehouse/Office For Sale

Prepared on January 15, 2026

1 of 1 Listings



Listing Details | Industrial For Sale

Total Available Space	19,424 SF	Date Listed	12/12/2025
Asking Price	\$1,395,000	Last Modified	1/15/2026
Listing Price Per SF	\$71.82	Listing ID	43975071
Cap Rate (Actual)	-	Electric Service	Yes, Municipal Utility District, Com Ed
Total Expenses	\$19,020	Clear Height	16 ft
Possession	Completion	Ceiling Height	-
Signage	Free-Standing	Dock High Doors	1
Show Instructions	Call broker	Grade Level Doors	5
Tax Year	2024	Owner Occupied	Yes
Real Estate Taxes	\$19,020 in 2024	Parking Spaces	25
Vacant	No	Water	Yes, City, City of Rockford
Available Date	Now	Sanitary Sewer	Yes, Municipal Utility District, Four Ri...
Days On Market	34 days		

Description

Excellent industrial opportunity with exceptional access to I-39, I-90, and Bypass 20. Built in 1989, this well-maintained 19,424 sq. ft. light industrial facility offers versatile space suitable for a variety of operations. The main building has approximately 14,000 square feet and the second building has approximately 5,324 square feet. There are 5 grade-level overhead doors and 1 dock door. There is abundant parking on the premises. Interior clear heights from 12'-16'. The property sits on 3.62 acres (157,687 sq. ft.), providing ample room for current use and future expansion.

Located in an I-1 zoning district, the site accommodates numerous potential uses, including distribution, warehousing, storage, and light assembly.

Recent upgrades enhance both functionality and value, including new silicone roof sealcoating on both buildings, new HVAC units, and new retaining walls at the front and rear of the property. Traffic count exceeds 11,000 daily. Sold "AS IS"

Property Features

Location Details

Address	3455 S Mulford Road, Rockford, IL, 61...
Zoning	I1
County	Winnebago

Parcels	16-04-476-007
Name	3455 S Mulford Rd.

Building Details

Sub Type	Warehouse/Office
Building Status	Existing
Building Size	19,424 SF
Land Size	3.62 Acres / 157,687 SF
Number of Buildings	2
Number of Floors	1
Year Built	1989
Primary Constr. Type	Steel
Occupancy Type	Single Tenant
Yard	Yes: Paved
Electricity	Yes, Municipal Utility District, Com Ed
Clear Height	16 ft
Ceiling Height	-
Dock High Doors	1
Grade Level Doors	5

Rail Doors	Not present
Sprinklers	Yes
Water	Yes, City, City of Rockford
Sanitary Sewer	Yes, Municipal Utility District, Four Ri...
Natural Gas	Yes, Municipal Utility District, Nicor Gas
Rail Service	No
Industrial Office SF	4,100 SF
Industrial Shell SF	10,000 SF
Mezz. Unfinished SF	5,324 SF
Restrooms	2
Air Conditioned	Yes
Heated	Yes
Owner Occupied	Yes
Warehouse HVAC	No

Property Listings

1 Listing | 19,424 SF | \$1,395,000


Type	Space Use	Suite	Available Space	Rate	Available	Clr Ht	Ceil Ht	Doors	Office	Yard	Power
For Sale	Industrial	-	19,424 SF	\$1,395,000	Now	-	-	-	-	-	-

Additional Photos









Contact



Tom Ewing CCIM, CPM, RPA, MCR
 815-703-6677
 TomEwing@IllinoisCCIM.com

GAMBINO REALTORS-Rkfd

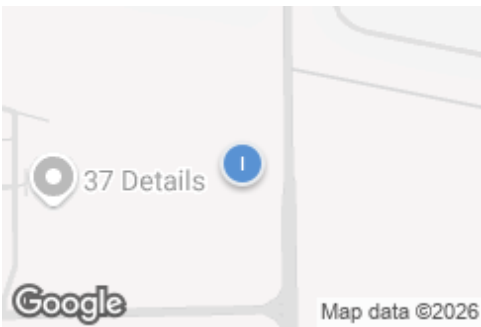
3455 S Mulford Rd

3455 S Mulford Rd.

3455 S Mulford Rd, Rockford, IL, 61109

Industrial: Warehouse/Office

Prepared on January 15, 2026
0



Property Features

Location Details

Address	3455 S Mulford Rd, Rockford, IL 61109
Zoning	I1
County	Winnebago

Parcels	16-04-476-007
Name	3455 S Mulford Rd.

Building Details

Sub Type	Warehouse/Office
Building Status	Existing
Building Size	19,424 SF
Land Size	3.62 Acres / 157,687 SF
Number of Buildings	2
Number of Floors	1
Year Built	1989
Primary Constr. Type	Steel
Occupancy Type	Single Tenant
Yard	Yes: Paved
Electricity	Yes, Municipal Utility District, Com Ed
Clear Height	16 ft
Ceiling Height	-
Dock High Doors	1
Grade Level Doors	5

Rail Doors	Not present
Sprinklers	Yes
Water	Yes, City, City of Rockford
Sanitary Sewer	Yes, Municipal Utility District, Four Riv...
Natural Gas	Yes, Municipal Utility District, Nicor Gas
Rail Service	No
Industrial Office SF	4,100 SF
Industrial Shell SF	10,000 SF
Mezz. Unfinished SF	5,324 SF
Restrooms	2
Air Conditioned	Yes
Heated	Yes
Owner Occupied	Yes
Warehouse HVAC	No

Listings

1 Listing | 19,424 SF | \$1,395,000

Type	Space Use	Suite	Available Space	Rate	Available	Clr Ht	Ceil Ht	Doors	Office	Yard	Power
For Sale	Industrial	-	19,424 SF	\$1,395,000	Now	-	-	-	-	-	-

Additional Photos



Contact



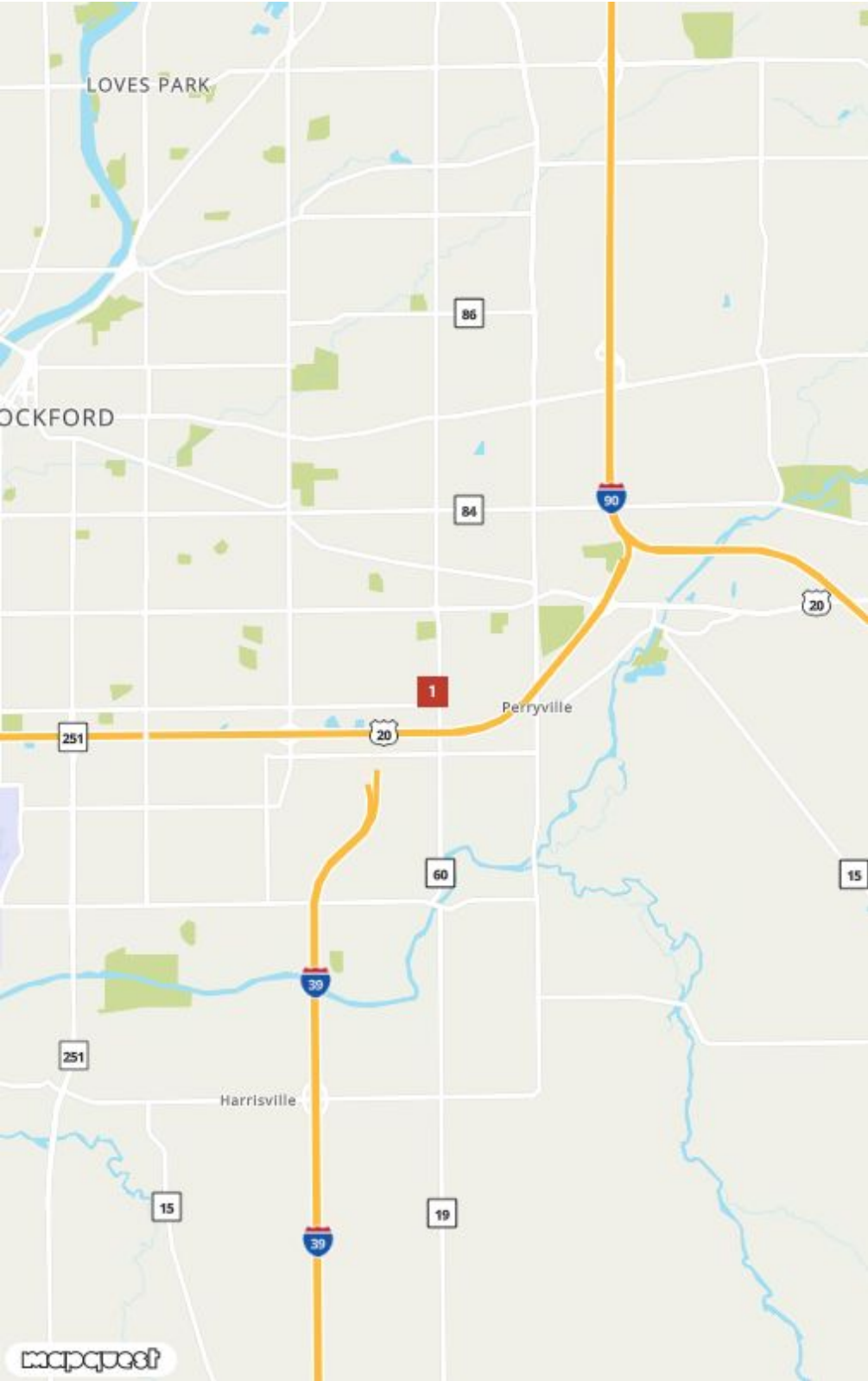
Tom Ewing CCIM, CPM, RPA, MCR
815-703-6677
TomEwing@IllinoisCCIM.com

GAMBINO REALTORS-Rkfd


Report for 3455 S Mulford Rd, ...

MOODY'S

GAMBINO REALTORS-Rkfd 3815 N MULFORD RD Rockford, IL 611145622 | 815-282-2222



1



3455 S Mulford Rd
Rockford, IL 61109



Tom Ewing CCIM, CPM, RPA, MCR
TomEwing@IllinoisCCIM.com
815-703-6677

MOODY'S



Tom Ewing CCIM, CPM, RPA, MCR

Contact

TomEwing@IllinoisCCIM.com
815-703-6677

Company

3815 N MULFORD RD
Rockford, IL 611145622

Biography

I SOLVE REAL ESTATE PROBLEMS WHILE PRACTICING THE "PLATINUM RULE".

Professional Profile Managing Broker -

Working in Commercial Real Estate since 1979, Thomas Ewing CPM, CCIM, RPA, MCR is known as a Commercial and Industrial expert who understands the intricacies of this specialized market. As a Certified Commercial Investment Member, or CCIM, Tom is a leading expert in commercial investment real estate and has completed advanced coursework in financial and market analysis. With over 46 years in the industry, Tom has the experience and knowledge to ensure his clients get the greatest of outcomes. From accountants to lawyers, lending to title work, property insurance to contract services, Tom and his extensive network of local, regional, and national contacts will assist in all aspects of his client's real estate transaction. He also has real estate experience and expertise in residential, property management (as a Certified Property Manager CPM), and Court-Appointed Receivership.

As his client's trusted professional real estate advisor, Tom's thoroughness ensures his clients receive the most accurate information on every transaction. He is a realist and will speak honestly and candidly with his clients about goals and expectations. Tom is a diligent listener and his attention to detail is unsurpassed.

Previously, as the Commercial Director at Keller Williams Commercial and current Commercial Broker at Gambino Realtors, Tom enjoys sharing his experience and knowledge by educating veteran agents and mentoring new agents joining the profession to further enhance their real estate proficiency and expertise.

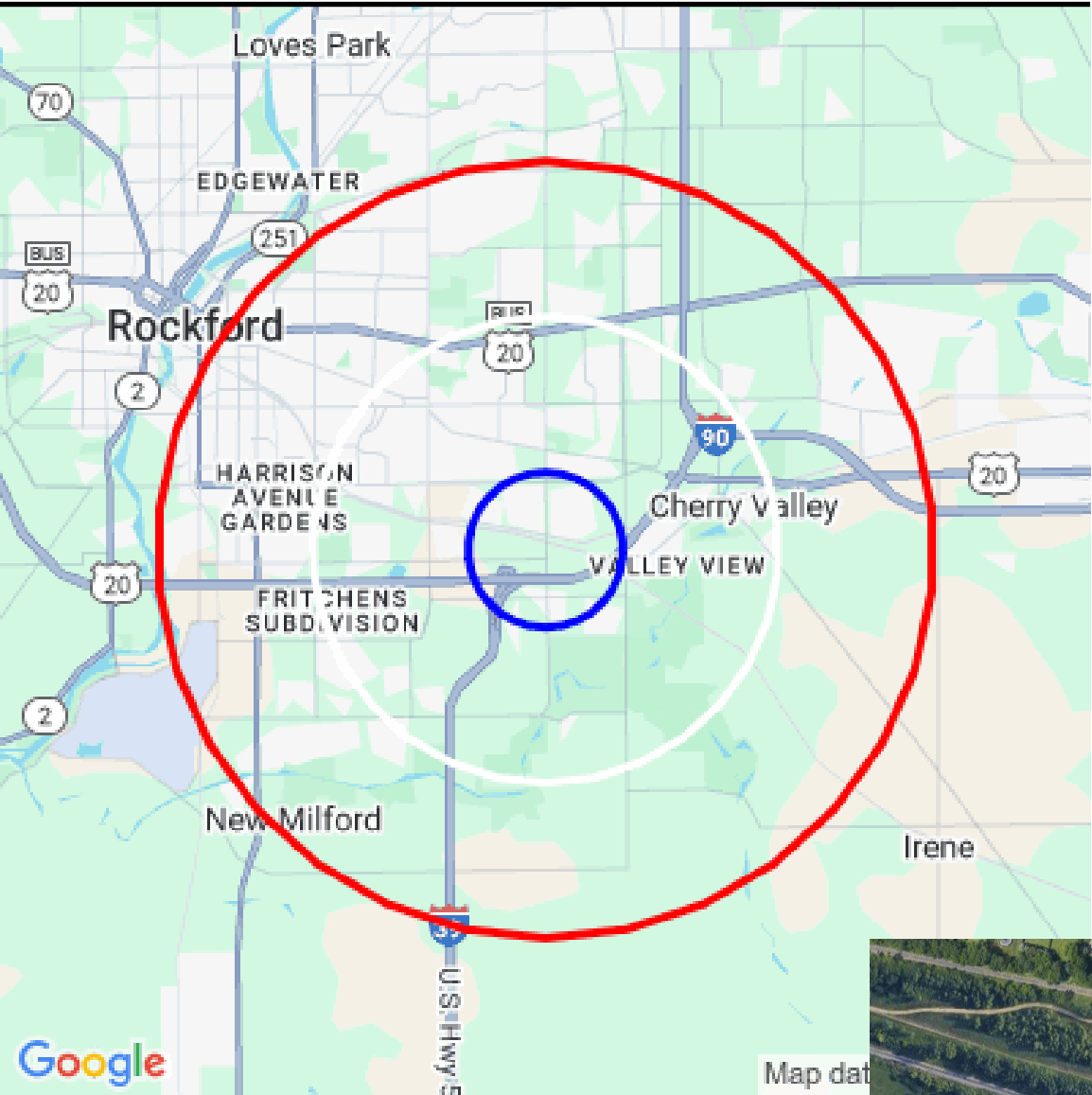
Outside of work, Tom enjoys spending time with family, golfing, and dining out around town. He has been involved with several organizations over the past 46 years: Past President of the Rockford Area Association of Realtors, Past Chairman of the Winnebago County Board of Review, Past Member of the National Association of Realtors - Commercial Legislative & Regulatory Sub Committee, Past Member and Past Chairman of Illinois Realtors Commercial and Property Management Committee, Past Board Member of the Northern Illinois Commercial Association of REALTORS, Past Secretary of the Rock Valley College Foundation Board, Past President of the Rockford East Rotary Club, Current Class Coordinator of the Rockford Men's Community Bible Study, and Member-Board of Directors - Fairhaven Christian Retirement Center.

Specializations:

Asset Management, Brokerage, Commercial Investment, Buyer Representation, Leasing Market Analysis, Net Leased Properties, REO, Residential Land Sale/Leaseback Valuation

Property Types: All Property Types- Hospitality, Industrial, Land, Multi-Family, Office & Retail.

Demographic Report



3455 S Mulford Rd.

Population

Distance	Male	Female	Total
1- Mile	985	1,016	2,001
3- Mile	11,570	12,174	23,743
5- Mile	29,406	31,256	60,662

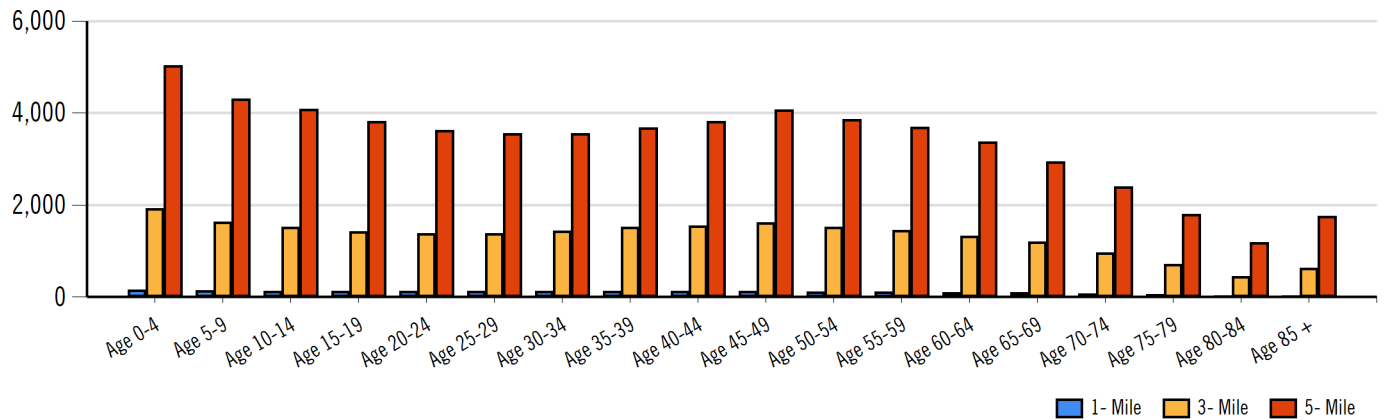


Tom Ewing CCIM, CPM, RPA, MCR
TomEwing@IllinoisCCIM.com
815-703-6677

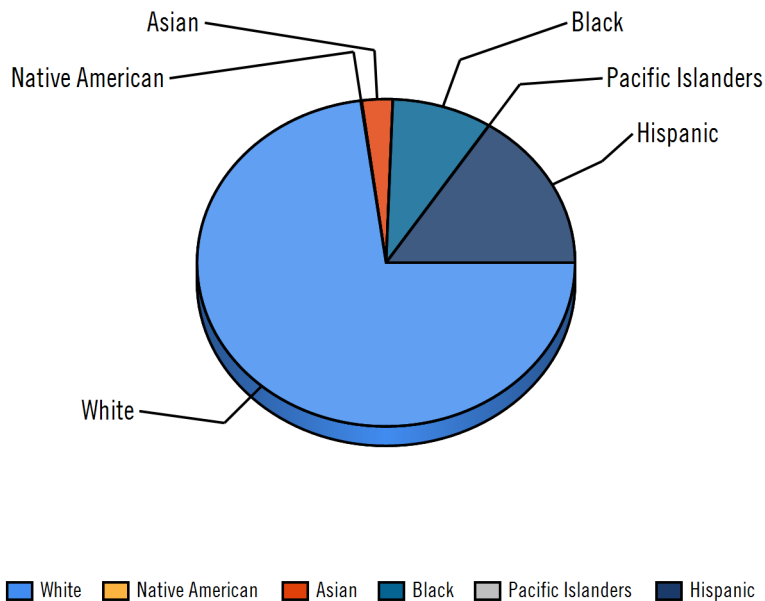
MOODY'S
ANALYTICS

Catylist

Population by Distance and Age (2020)



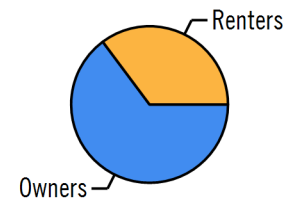
Ethnicity within 5 miles



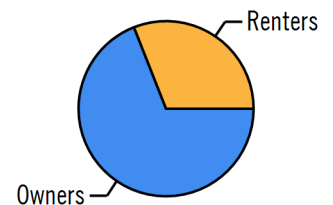
Home Ownership 1 Mile



Home Ownership 3 Mile



Home Ownership 5 Mile



Employment by Distance

Distance	Employed	Unemployed	Unemployment Rate
1-Mile	1,013	37	1.03 %
3-Mile	11,663	541	3.36 %
5-Mile	28,280	1,731	4.91 %

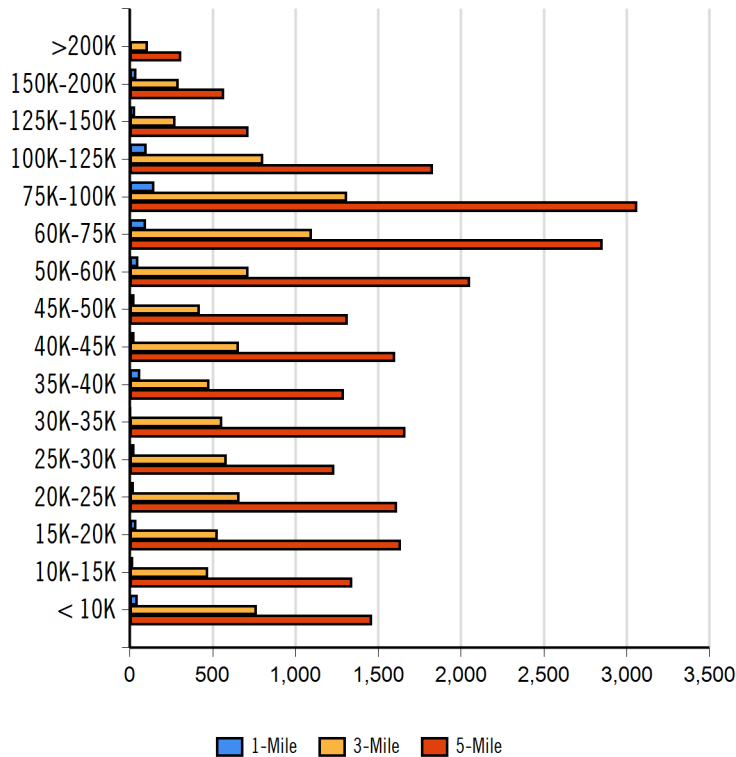


Tom Ewing CCIM, CPM, RPA, MCR
 TomEwing@IllinoisCCIM.com
 815-703-6677

Labor & Income

	Agriculture	Mining	Construction	Manufacturing	Wholesale	Retail	Transportaion	Information	Professional	Utility	Hospitality	Pub-Admin	Other
1-Mile	0	2	42	267	47	103	82	22	55	210	36	11	96
3-Mile	21	18	517	2,577	323	1,319	772	202	1,004	2,542	789	327	790
5-Mile	55	35	1,363	6,157	834	3,176	1,832	623	2,177	5,984	2,182	728	2,021

Household Income



Radius	Median Household Income
1-Mile	\$64,407.20
3-Mile	\$54,742.57
5-Mile	\$49,791.01

Radius	Average Household Income
1-Mile	\$70,939.00
3-Mile	\$60,145.18
5-Mile	\$56,685.86

Radius	Aggregate Household Income
1-Mile	\$49,889,125.94
3-Mile	\$557,905,582.34
5-Mile	\$1,397,675,467.20

Education

	1-Mile	3-mile	5-mile
Pop > 25	1,311	15,841	39,762
High School Grad	419	5,399	13,325
Some College	262	3,623	9,068
Associates	108	1,124	2,910
Bachelors	216	2,761	5,884
Masters	83	756	1,875
Prof. Degree	11	170	550
Doctorate	7	51	149

Tapestry

	1-Mile	3-mile	5-mile
Vacant Ready For Rent	34 %	88 %	105 %
Teen's	29 %	67 %	80 %
Expensive Homes	0 %	0 %	0 %
Mobile Homes	1 %	5 %	9 %
New Homes	122 %	59 %	43 %
New Households	26 %	77 %	72 %
Military Households	0 %	16 %	6 %
Households with 4+ Cars	61 %	72 %	76 %
Public Transportation Users	0 %	4 %	10 %
Young Wealthy Households	0 %	25 %	33 %

This Tapestry information compares this selected market against the average. If a tapestry is over 100% it is above average for that statistic. If a tapestry is under 100% it is below average.



Tom Ewing CCIM, CPM, RPA, MCR
 TomEwing@IllinoisCCIM.com
 815-703-6677

Expenditures

	1-Mile	%	3-Mile	%	5-Mile	%
Total Expenditures	35,637,759		431,991,215		1,081,598,913	
Average annual household	50,467		45,445		44,189	
Food	6,521	12.92 %	5,965	13.13 %	5,818	13.17 %
Food at home	4,243		3,969		3,891	
Cereals and bakery products	603		563		552	
Cereals and cereal products	215		201		197	
Bakery products	387		361		354	
Meats poultry fish and eggs	827		794		784	
Beef	190		184		183	
Pork	150		146		144	
Poultry	154		149		147	
Fish and seafood	134		125		123	
Eggs	69		65		64	
Dairy products	433		397		386	
Fruits and vegetables	871		802		783	
Fresh fruits	129		118		115	
Processed vegetables	165		156		153	
Sugar and other sweets	156		147		144	
Fats and oils	135		126		124	
Miscellaneous foods	802		748		734	
Nonalcoholic beverages	359		343		338	
Food away from home	2,277		1,996		1,927	
Alcoholic beverages	366		313		303	
Housing	18,022	35.71 %	16,636	36.61 %	16,282	36.85 %
Shelter	10,870		10,018		9,790	
Owned dwellings	6,704		5,884		5,675	
Mortgage interest and charges	3,442		2,938		2,802	
Property taxes	2,229		1,959		1,896	
Maintenance repairs	1,031		986		976	
Rented dwellings	3,321		3,416		3,421	
Other lodging	844		717		693	
Utilities fuels	4,232		4,018		3,960	
Natural gas	397		372		363	
Electricity	1,667		1,614		1,602	
Fuel oil	166		151		148	
Telephone services	1,329		1,252		1,230	
Water and other public services	671		627		614	
Household operations	1,230	2.44 %	1,093	2.41 %	1,067	2.41 %
Personal services	359		301		291	
Other household expenses	871		792		776	
Housekeeping supplies	591		552		544	
Laundry and cleaning supplies	165		154		151	
Other household products	345		320		314	
Postage and stationery	81		78		78	
Household furnishings	1,097		953		918	
Household textiles	82		70		67	
Furniture	234		193		183	
Floor coverings	27		23		22	
Major appliances	152		142		138	
Small appliances	83		80		80	
Miscellaneous	518		443		426	
Apparel and services	1,313	2.60 %	1,189	2.62 %	1,161	2.63 %
Men and boys	266		222		215	
Men 16 and over	227		185		178	
Boys 2 to 15	39		36		37	
Women and girls	466		435		424	



Tom Ewing CCIM, CPM, RPA, MCR
TomEwing@IllinoisCCIM.com
815-703-6677

MOODY'S
ANALYTICS

Catylist

Women 16 and over	390	360	351
Girls 2 to 15	76	74	73
Children under 2	86	85	85

Expenditures (Continued)

	1-Mile	%	3-Mile	%	5-Mile	%
Total Expenditures	35,637,759		431,991,215		1,081,598,913	
Average annual household	50,467		45,445		44,189	
Transportation	7,033	13.94 %	6,316	13.90 %	6,129	13.87 %
Vehicle purchases	1,722		1,447		1,368	
Cars and trucks new	890		747		696	
Cars and trucks used	781		660		634	
Gasoline and motor oil	2,204		2,060		2,011	
Other vehicle expenses	2,629		2,401		2,359	
Vehicle finance charges	184		163		157	
Maintenance and repairs	913		830		805	
Vehicle insurance	1,194		1,116		1,115	
Vehicle rental leases	337		292		280	
Public transportation	477		406		390	
Health care	3,965	7.86 %	3,636	8.00 %	3,551	8.04 %
Health insurance	2,571		2,401		2,356	
Medical services	864		748		720	
Drugs	403		371		361	
Medical supplies	126		114		112	
Entertainment	3,053	6.05 %	2,713	5.97 %	2,632	5.96 %
Fees and admissions	578		476		451	
Television radios	1,063		1,002		987	
Pets toys	1,109		986		958	
Personal care products	655		582		562	
Reading	53		49		49	
Education	1,179		1,009		983	
Tobacco products	400		404		404	
Miscellaneous	781	1.55 %	731	1.61 %	714	1.62 %
Cash contributions	1,366		1,263		1,233	
Personal insurance	5,754		4,632		4,362	
Life and other personal insurance	178		154		151	
Pensions and Social Security	5,576		4,477		4,210	

Estimated Households					Housing Occupied By		Housing Occupancy		
Distance	Year	Projection	2018	Change	1 Person	Family	Owner	Renter	Vacant
1-Mile	2020	3,059	2,628	16.41 %	574	2,323	2,559	500	240
3-Mile	2020	15,477	13,508	14.55 %	4,581	9,901	9,930	5,547	1,921
5-Mile	2020	35,382	31,442	11.98 %	10,435	22,742	24,428	10,954	4,970
1-Mile	2023	2,545	2,628	-3.22 %	479	1,930	2,168	377	885
3-Mile	2023	12,942	13,508	-4.07 %	3,836	8,270	8,426	4,516	5,141
5-Mile	2023	29,497	31,442	-6.36 %	8,704	18,948	21,012	8,485	12,530



Tom Ewing CCIM, CPM, RPA, MCR
TomEwing@IllinoisCCIM.com
815-703-6677

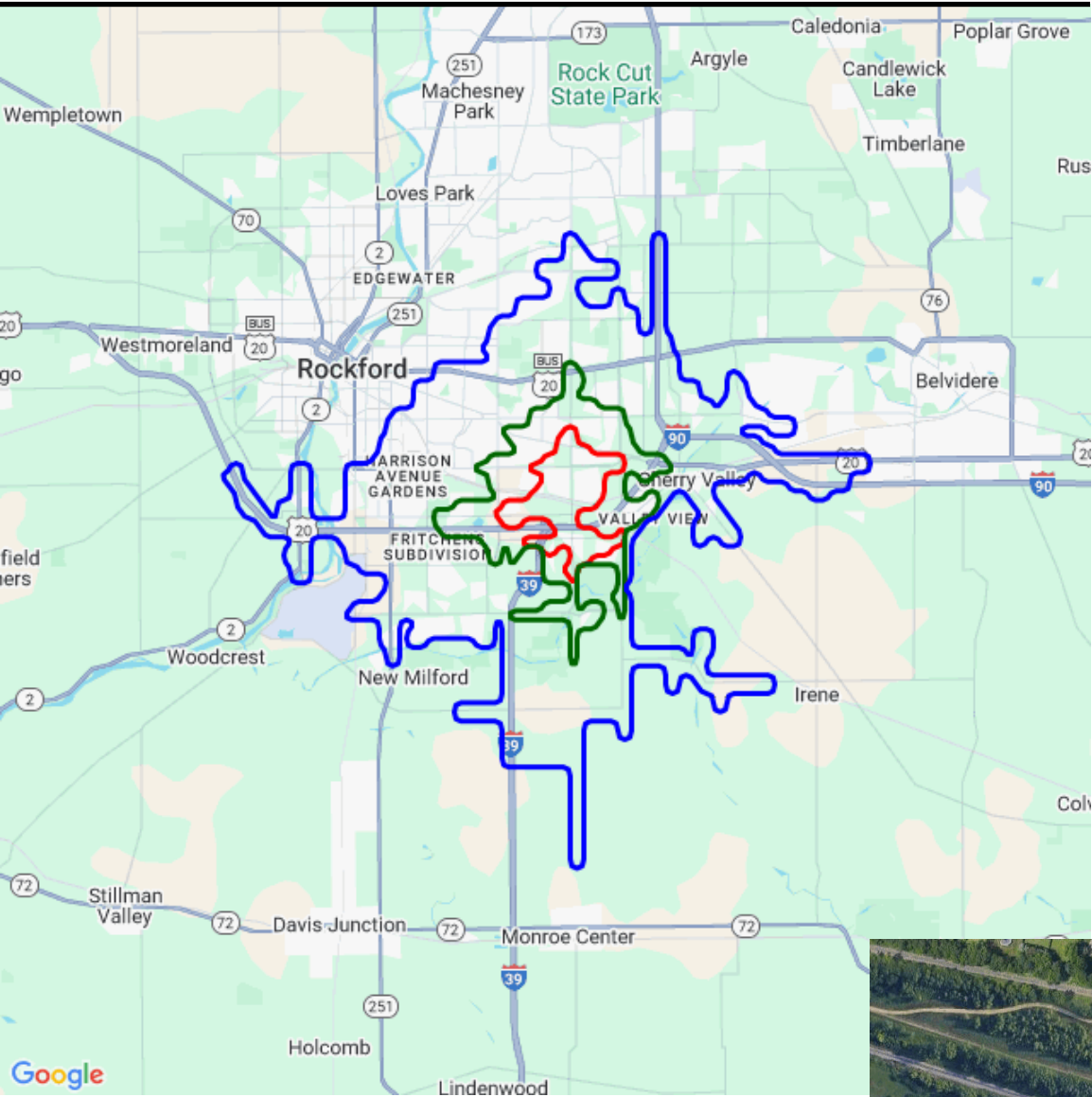
3455 S Mulford Rd.



GAMBINO REALTORS-Rkfd

3815 N MULFORD RD Rockford, IL 611145622 | 815-282-2222

Demographic Report



3455 S Mulford Rd.

Population

Distance	Male	Female	Total
3- Minute	2,678	2,769	5,447
5- Minute	9,027	9,472	18,499
10 Minute	37,155	39,277	76,432



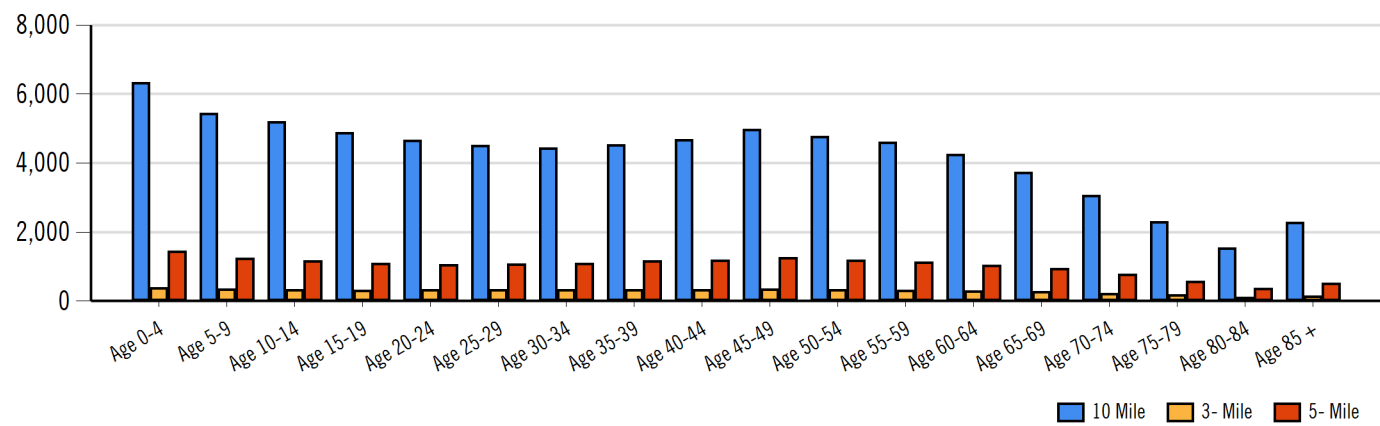
Tom Ewing CCIM, CPM, RPA, MCR
TomEwing@IllinoisCCIM.com
815-703-6677



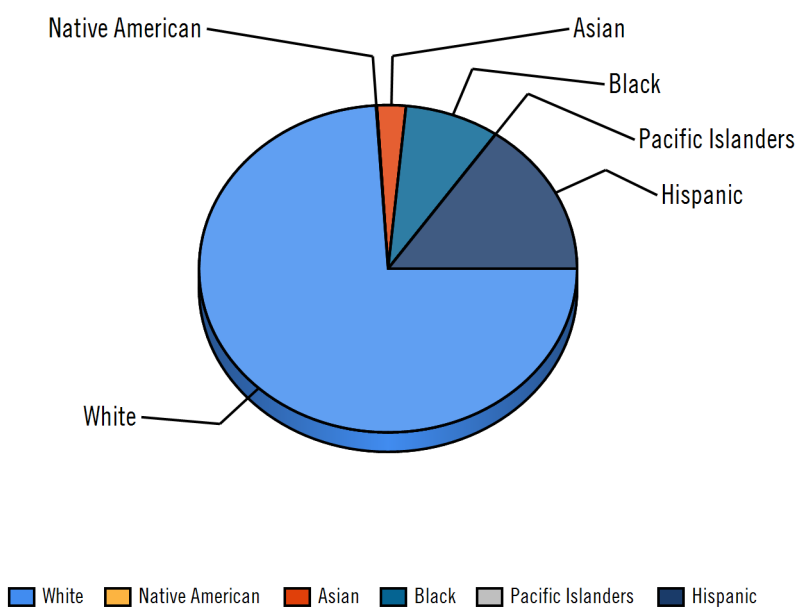
Catylist

This information supplied herein is from sources we deem reliable. It is provided without any representation, warranty or guarantee, expressed or implied as to its accuracy. Prospective Buyer or Tenant should conduct an independent investigation and verification of all matters deemed to be material, including, but not limited to, statements of income and expenses. Consult your attorney, accountant, or other prof. advisor.

Population by Distance and Age (2020)



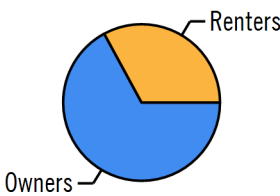
Ethnicity within 5 Minute



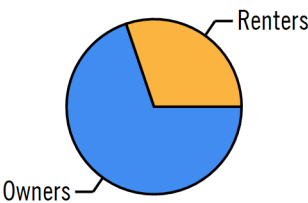
Home Ownership 3 Minute



Home Ownership 5 Minute



Home Ownership 10 Minute



Employment by Distance

Distance	Employed	Unemployed	Unemployment Rate
3-Minute	2,697	108	1.50 %
5-Minute	9,134	405	2.60 %
10-Minute	35,325	2,284	4.91 %

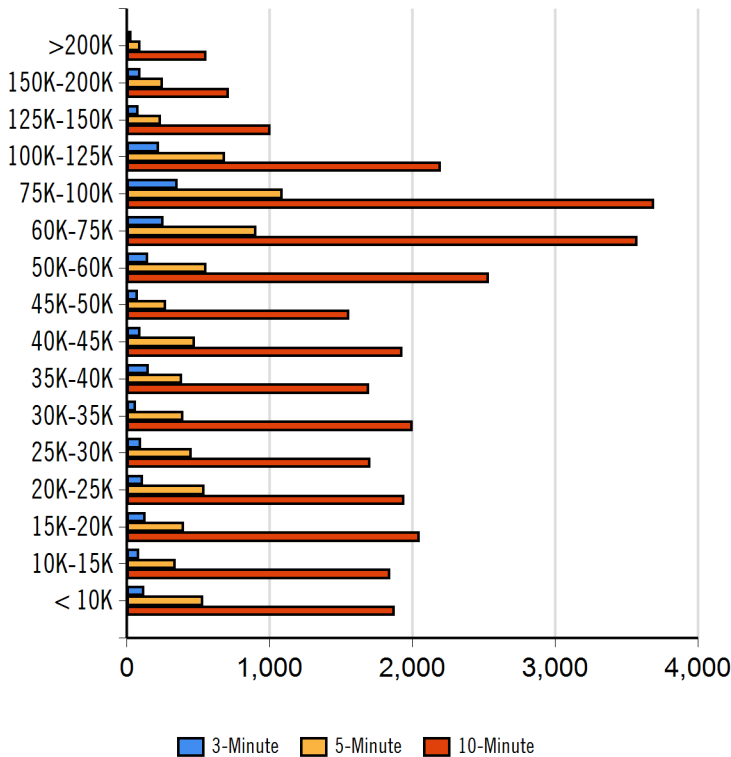


Tom Ewing CCIM, CPM, RPA, MCR
TomEwing@IllinoisCCIM.com
815-703-6677

Labor & Income

	Agriculture	Mining	Construction	Manufacturing	Wholesale	Retail	Transportaion	Information	Professional	Utility	Hospitality	Pub-Admin	Other
3-Minute	4	3	121	620	96	309	197	52	188	588	124	43	255
5-Minute	18	13	404	2,096	233	1,003	625	158	694	1,974	631	237	697
10-Minute	84	43	1,684	7,815	1,038	3,901	2,296	783	2,789	7,590	2,642	907	2,483

Household Income



Radius	Median Household Income
10-Minute	\$49,019.45
3-Minute	\$54,721.70
5-Minute	\$55,950.62

Radius	Average Household Income
10-Minute	\$57,047.94
5-Minute	\$61,821.46
3-Minute	\$63,440.70

Radius	Aggregate Household Income
3-Minute	\$136,139,716.31
5-Minute	\$453,153,744.31
10-Minute	\$1,781,390,377.10

Education

	3-Minute	5-Minute	10-Minute
Pop > 25	3,675	12,449	49,855
High School Grad	1,212	4,187	16,129
Some College	814	2,893	11,168
Associates	279	858	3,549
Bachelors	611	2,145	7,361
Masters	218	659	2,407
Prof. Degree	33	139	849
Doctorate	12	50	204

Tapestry

	3-Minute	5-Minute	10-Minute
Vacant Ready For Rent	50 %	75 %	107 %
Teen's	37 %	55 %	76 %
Expensive Homes	0 %	0 %	0 %
Mobile Homes	3 %	4 %	20 %
New Homes	112 %	64 %	38 %
New Households	35 %	63 %	67 %
Military Households	0 %	13 %	9 %
Households with 4+ Cars	72 %	66 %	77 %
Public Transportation Users	1 %	4 %	11 %
Young Wealthy Households	0 %	17 %	35 %

This Tapestry information compares this selected market against the average. If a tapestry is over 100% it is above average for that statistic. If a tapestry is under 100% it is below average.



Tom Ewing CCIM, CPM, RPA, MCR
TomEwing@IllinoisCCIM.com
815-703-6677

Expenditures

	3-Minute	%	5-Minute	%	10-Minute	%
Total Expenditures	99,678,449		343,702,873		1,364,887,736	
Average annual household	47,200		46,100		43,842	
Food	6,169	13.07 %	6,036	13.09 %	5,774	13.17 %
Food at home	4,065		4,001		3,853	
Cereals and bakery products	579		568		546	
Cereals and cereal products	207		203		195	
Bakery products	371		364		351	
Meats poultry fish and eggs	804		797		777	
Beef	185		184		181	
Pork	146		146		142	
Poultry	151		149		146	
Fish and seafood	129		127		123	
Eggs	66		66		63	
Dairy products	411		401		383	
Fruits and vegetables	829		812		775	
Fresh fruits	122		119		114	
Processed vegetables	159		157		151	
Sugar and other sweets	149		147		142	
Fats and oils	129		127		122	
Miscellaneous foods	765		753		727	
Nonalcoholic beverages	348		344		334	
Food away from home	2,103		2,034		1,920	
Alcoholic beverages	332		321		302	
Housing	17,090	36.21 %	16,815	36.48 %	16,134	36.80 %
Shelter	10,282		10,125		9,701	
Owned dwellings	6,134		5,985		5,611	
Mortgage interest and charges	3,095		2,995		2,770	
Property taxes	2,046		1,996		1,878	
Maintenance repairs	992		992		962	
Rented dwellings	3,370		3,401		3,388	
Other lodging	777		738		701	
Utilities fuels	4,068		4,044		3,907	
Natural gas	377		375		358	
Electricity	1,626		1,621		1,583	
Fuel oil	156		154		147	
Telephone services	1,268		1,260		1,211	
Water and other public services	639		632		606	
Household operations	1,147	2.43 %	1,112	2.41 %	1,063	2.42 %
Personal services	327		309		293	
Other household expenses	819		803		770	
Housekeeping supplies	573		558		543	
Laundry and cleaning supplies	159		155		150	
Other household products	332		323		313	
Postage and stationery	81		79		79	
Household furnishings	1,018		974		919	
Household textiles	77		72		68	
Furniture	216		200		187	
Floor coverings	25		24		22	
Major appliances	139		143		134	
Small appliances	81		81		80	
Miscellaneous	478		453		426	
Apparel and services	1,257	2.66 %	1,205	2.61 %	1,166	2.66 %
Men and boys	247		228		218	
Men 16 and over	208		192		180	
Boys 2 to 15	38		36		37	
Women and girls	452		440		425	



Tom Ewing CCIM, CPM, RPA, MCR
TomEwing@IllinoisCCIM.com
815-703-6677

Moody's
ANALYTICS

Catylist

Women 16 and over	377	365	352
Girls 2 to 15	74	74	72
Children under 2	85	85	84

Expenditures (Continued)

	3-Minute	%	5-Minute	%	10-Minute	%
Total Expenditures	99,678,449		343,702,873		1,364,887,736	
Average annual household	47,200		46,100		43,842	
Transportation	6,556	13.89 %	6,407	13.90 %	6,060	13.82 %
Vehicle purchases	1,559		1,485		1,354	
Cars and trucks new	798		765		683	
Cars and trucks used	718		678		636	
Gasoline and motor oil	2,088		2,074		1,978	
Other vehicle expenses	2,463		2,428		2,332	
Vehicle finance charges	166		165		154	
Maintenance and repairs	857		838		797	
Vehicle insurance	1,127		1,126		1,101	
Vehicle rental leases	311		298		279	
Public transportation	446		418		394	
Health care	3,734	7.91 %	3,687	8.00 %	3,495	7.97 %
Health insurance	2,442		2,428		2,318	
Medical services	791		767		709	
Drugs	381		375		355	
Medical supplies	119		116		112	
Entertainment	2,836	6.01 %	2,757	5.98 %	2,605	5.94 %
Fees and admissions	516		489		452	
Television radios	1,013		1,009		972	
Pets toys	1,039		1,002		950	
Personal care products	613		592		560	
Reading	52		50		49	
Education	1,110		1,038		1,015	
Tobacco products	401		403		397	
Miscellaneous	727	1.54 %	734	1.59 %	703	1.60 %
Cash contributions	1,245		1,274		1,206	
Personal insurance	5,072		4,775		4,369	
Life and other personal insurance	161		157		150	
Pensions and Social Security	4,911		4,617		4,219	

Estimated Households					Housing Occupied By		Housing Occupancy		
Distance	Year	Projection	2018	Change	1 Person	Family	Owner	Renter	Vacant
3-Minute	2020	2,431	2,157	54.27 %	587	1,712	1,875	556	312
5-Minute	2020	8,832	7,781	208.15 %	2,601	5,683	5,844	2,988	1,167
10-Minute	2020	35,860	32,041	836.08 %	10,496	23,111	24,503	11,357	5,294
3-Minute	2023	2,014	2,157	-23.52 %	486	1,417	1,605	408	835
5-Minute	2023	7,364	7,781	-79.44 %	2,174	4,729	4,938	2,426	3,020
10-Minute	2023	29,994	32,041	-482.99 %	8,778	19,325	21,098	8,896	12,837



Tom Ewing CCIM, CPM, RPA, MCR
TomEwing@IllinoisCCIM.com
815-703-6677

Location Facts & Demographics

Demographics are determined by a 10 minute drive from 3455 S Mulford Rd, Rockford, IL 61109

CITY, STATE

Rockford, IL

POPULATION

76,432

AVG. HHSIZE

2.48

MEDIAN HH INCOME

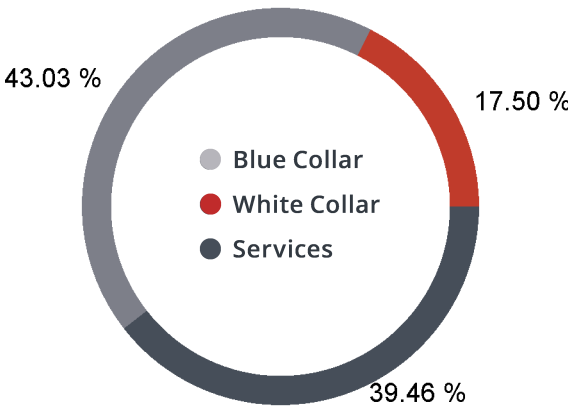
\$49,019

HOME OWNERSHIP

Renters: 9,309

Owners: 21,532

EMPLOYMENT



46.22 %

Employed

2.99 %

Unemployed

EDUCATION

High School Grad: 32.35 %

Some College: 22.40 %

Associates: 7.12 %

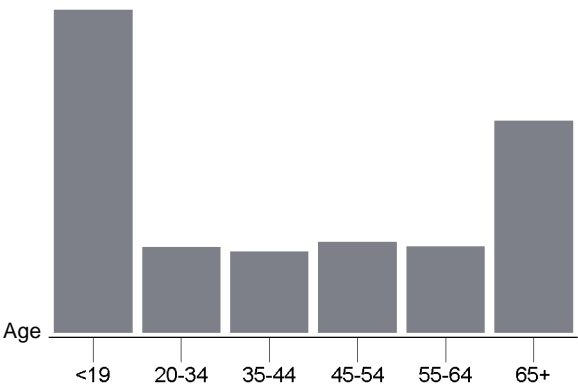
Bachelors: 24.83 %

GENDER & AGE

48.61 %



51.39 %



RACE & ETHNICITY

White: 67.51 %

Asian: 2.96 %

Native American: 0.08 %

Pacific Islanders: 0.02 %

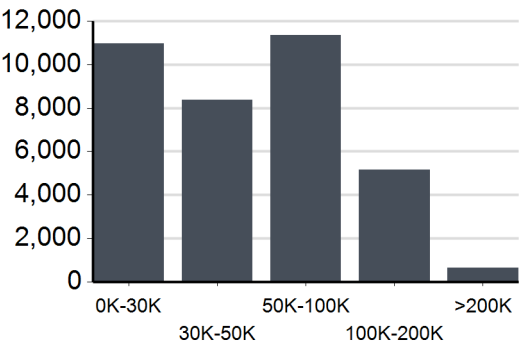
African-American: 8.37 %

Hispanic: 12.71 %

Two or More Races: 8.35 %

MOODY'S

INCOME BY HOUSEHOLD



HH SPENDING



Housing

\$16,134



Grocery

\$5,774



Travel

\$6,060



Entertainment

\$2,605



Electricity

\$1,583



Apparel

\$1,166



Furniture

\$187



Gas


\$358

3455 S Mulford Rd.

MOODY'S

GAMBINO REALTORS-Rkfd 3815 N MULFORD RD Rockford, IL 611145622 | 815-282-2222

Nearby
Retail



Tom Ewing CCIM, CPM, RPA, MCR
TomEwing@IllinoisCCIM.com
815-703-6677

MOODY'S
ANALYTICS | Catylist

This information supplied herein is from sources we deem reliable. It is provided without any representation, warranty or guarantee, expressed or implied as to its accuracy. Prospective Buyer or Tenant should conduct an independent investigation and verification of all matters deemed to be material, including, but not limited to, statements of income and expenses. Consult your attorney, accountant, or other professional advisor

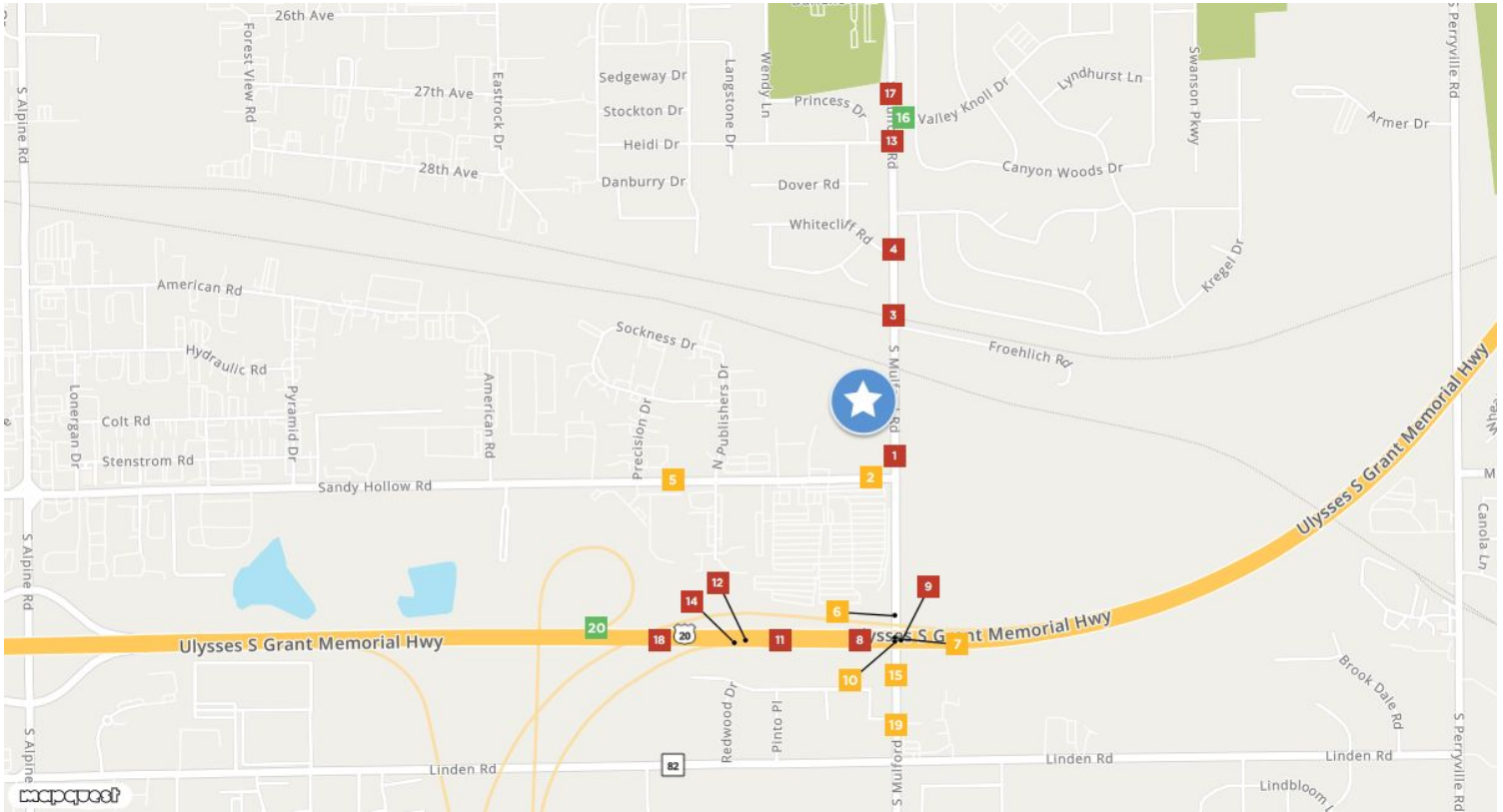
3455 S Mulford Rd.

MOODY'S

GAMBINO REALTORS-Rkfd

3815 N MULFORD RD Rockford, IL 611145622 | 815-282-2222

Traffic Counts



South Mulford Road 1 Sandy Hollow Rd Year: 2022 10,900 Year: 2004 16,600	Sandy Hollow Road 2 S Mulford Rd Year: 2022 6,800 Year: 2004 7,800	Whitecliff Rd 3 Whitecliff Rd Year: 2022 10,900	South Mulford Road 4 Whitecliff Rd Year: 2022 10,900 Year: 2004 16,600	Sandy Hollow Road 5 Precision Dr Year: 2022 6,800 Year: 2004 10,100
South Mulford Road 6 I 39 S Year: 2022 5,400 Year: 2004 10,600	I-39 7 I-39 Year: 2022 5,400	I 39;US 20;US 51 8 I-39 Year: 2021 52,200	I 39 N 9 S Mulford Rd Year: 2004 10,600	South Mulford Road 10 I 39 N Year: 2017 5,900 Year: 2004 10,060
I 39;US 20;US 51 11 I-39 Year: 2021 24,100	US 20 12 US Hwy 20 Year: 2021 30,800	S Mulford Rd 13 Heidi Dr Year: 2004 16,600	Hwy 20 14 Hwy 20 Year: 2021 24,100 Year: 2019 12,250 Year: 2005 21,400	South Mulford Road 15 I 39 N Year: 2022 5,400 Year: 2004 10,600
Valley Knoll Drive 16 Woodside Dr Year: 2022 900 Year: 2004 800	South Mulford Road 17 Valley Knoll Dr Year: 2022 10,900 Year: 1994 13,000	I-39 18 I-39 Year: 2021 30,800 Year: 2005 31,000	South Mulford Road 19 Linden Rd Year: 2022 5,400 Year: 2004 10,600 Year: 1994 6,400	I-39 20 I-39 Year: 2022 4,550 Year: 2004 3,900



Tom Ewing CCIM, CPM, RPA, MCR
TomEwing@IllinoisCCIM.com
815-703-6677

MOODY'S
ANALYTICS

Catylist

This information supplied herein is from sources we deem reliable. It is provided without any representation, warranty or guarantee, expressed or implied as to its accuracy. Prospective Buyer or Tenant should conduct an independent investigation and verification of all matters deemed to be material, including, but not limited to, statements of income and expenses. Consult your attorney, accountant, or other prof. advisor.