

# INDUSTRIAL LAND FOR SALE/LEASE



## Demarr Industrial

Demarr Rd, White Plains, MD 20695

### Property Description

Business Park (BP) zoned land available in White Plains, Charles County

### Location Description

Business Park (BP) zoned land available in White Plains, Charles County with Demarr & Crain Hwy access.

### Property Highlights

- 118+/- Acres BP zoned land
- Large tract development
- Demarr Rd & Crain Hwy Access
- Growth market
- SALE PRICE: Subject to Offers
- LEASE RATE: Negotiable



PRESENTED BY:

**WILLIAM STEFFEY, CRE, CCIM**  
443.332.6383  
bsteffey@reliablecompanies.net

**TYLER WOOD**  
301.643.2496  
twood@hyattcommercial.com

200 WESTGATE CIRCLE, SUITE 502  
410.266.8800  
hyattcommercial.com

# DEMARR INDUSTRIAL

DEMARR RD

WHITE PLAINS, MD 20695



PRESENTED BY:

**WILLIAM STEFFEY, CRE, CCIM**

443.332.6383

bsteffey@reliablecompanies.net

**TYLER WOOD**

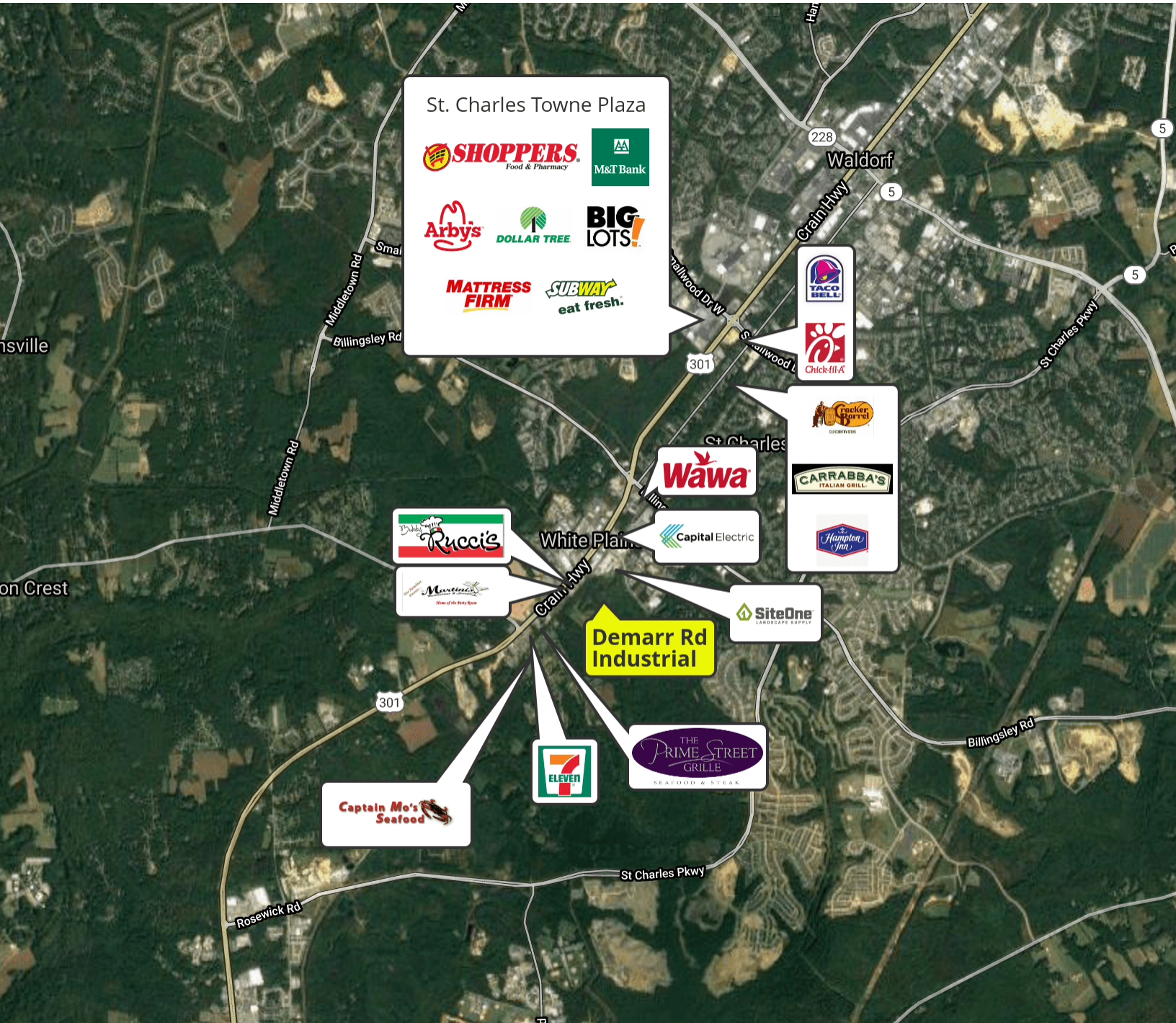
301.643.2496

twood@hyattcommercial.com

# DEMARR INDUSTRIAL

DEMARR RD  
WHITE PLAINS, MD 20695

## RETAILER MAP



Map data ©2021 Imagery ©2021, Commonwealth of Virginia, Landsat / Copernicus, Maxar Technologies, U.S. Geological Survey, USDA Farm Service Agency

PRESENTED BY:

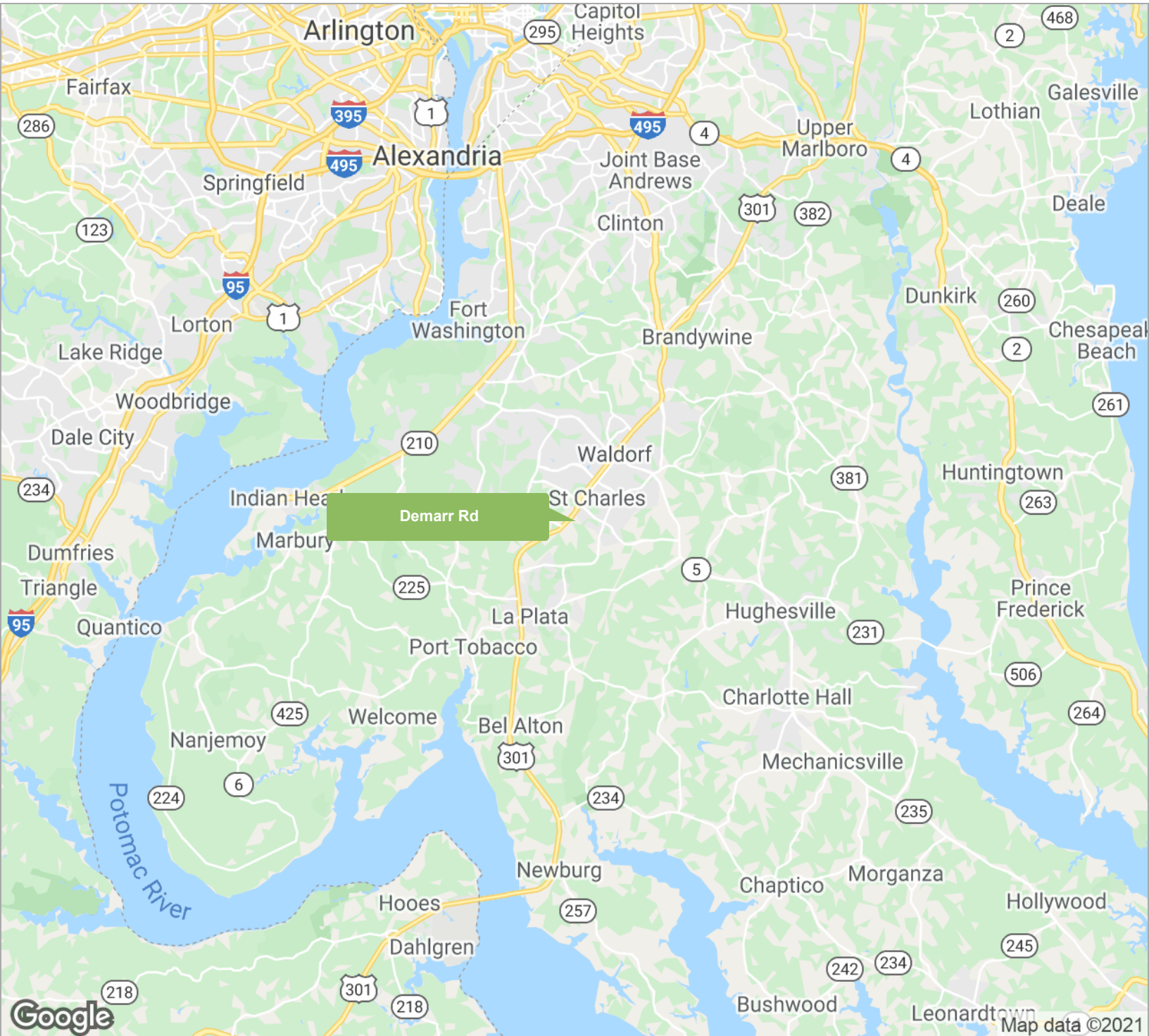
**WILLIAM STEFFEY, CRE, CCIM**  
443.332.6383  
bsteffey@reliablecompanies.net

**TYLER WOOD**  
301.643.2496  
twood@hyattcommercial.com

# DEMARR INDUSTRIAL

DEMARR RD  
WHITE PLAINS, MD 20695

## LOCATION MAPS



PRESENTED BY:

**WILLIAM STEFFEY, CRE, CCIM**  
443.332.6383  
bsteffey@reliablecompanies.net

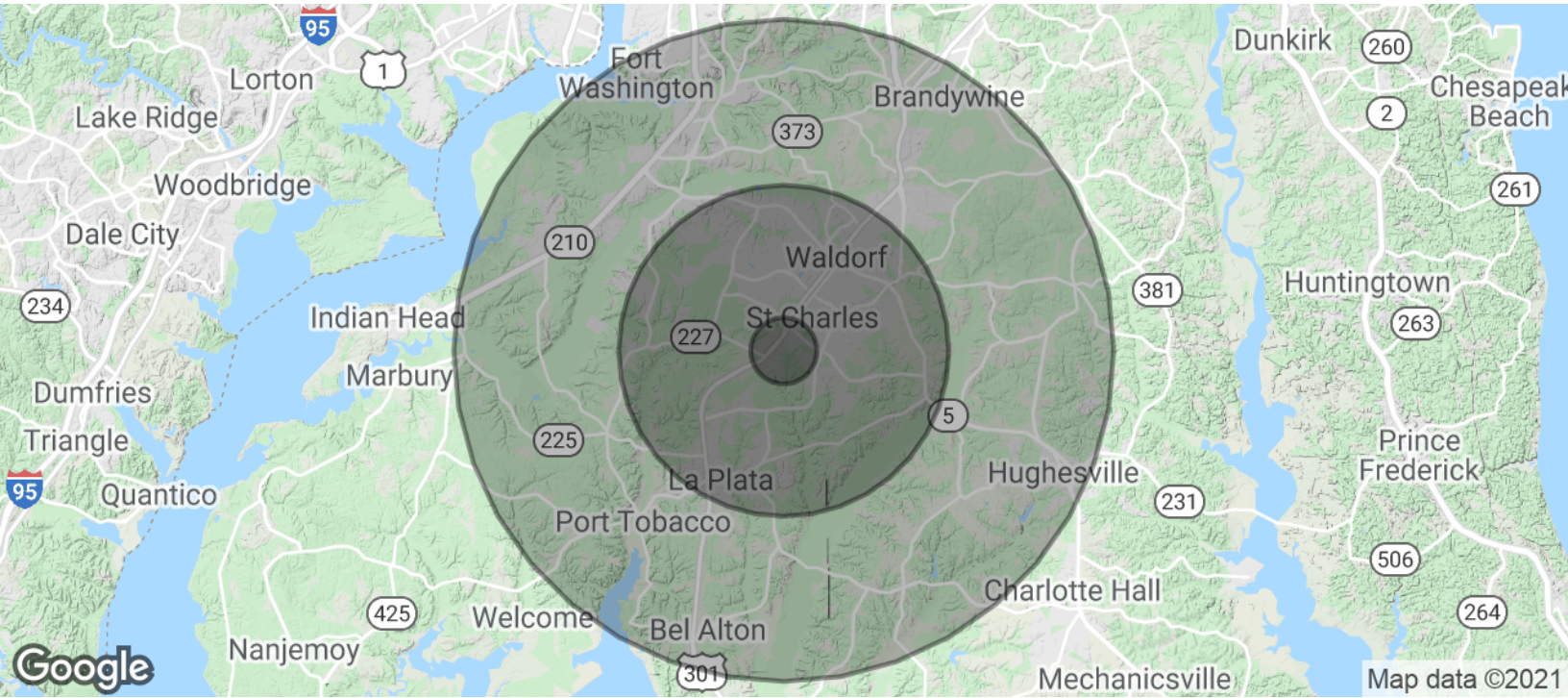
**TYLER WOOD**  
301.643.2496  
twood@hyattcommercial.com

# DEMARR INDUSTRIAL

DEMARR RD  
WHITE PLAINS, MD 20695



## DEMOGRAPHICS MAP & REPORT



POPULATION	1 MILE	5 MILES	10 MILES
Total Population	4,172	87,820	164,420
Average age	35.0	34.1	36.4
Average age (Male)	34.9	33.6	35.4
Average age (Female)	35.1	34.7	37.1
HOUSEHOLDS & INCOME	1 MILE	5 MILES	10 MILES
Total households	1,369	30,780	56,439
# of persons per HH	3.0	2.9	2.9
Average HH income	\$96,800	\$96,684	\$104,220
Average house value	\$490,005	\$380,520	\$415,428

\* Demographic data derived from 2010 US Census

PRESENTED BY:

**WILLIAM STEFFEY, CRE, CCIM**  
443.332.6383  
bsteffey@reliablecompanies.net

**TYLER WOOD**  
301.643.2496  
twood@hyattcommercial.com