

Pualeilani

ATRIUM SHOPS



At HYATT REGENCY WAIKIKI BEACH RESORT & SPA

2424 KALAKAUA AVE, HONOLULU, HI 96815



Property Video

**RETAIL
FOR LEASE**


CBRE

Pualeilani

ATRIUM SHOPS

Iconic Retail, Steps From The Beach

Come experience shopping at its best, right in the heart of Waikiki. You'll find Pualeilani Atrium Shops at the Hyatt Regency Waikiki, where retailers have the incredible advantage of reaching a steady stream of customers with amazing views of Waikiki Beach. Located on prime Kalakaua Avenue, Pualeilani is perfectly positioned, just steps from the beach, within the newly renovated, 1,230-room Hyatt resort.



Hyatt Regency Waikiki

The Hyatt Regency Waikiki Beach Resort & Spa is a premier destination located directly across from Waikiki Beach. Boasting stunning ocean views, the resort offers a range of luxurious accommodations, from well-appointed rooms to spacious suites. Guests can enjoy multiple dining options, including acclaimed restaurants and casual eateries, as well as a rooftop pool and a full-service spa. With its prime location, exceptional service, and array of amenities, the Hyatt Regency Waikiki provides an unforgettable Hawaiian experience.



Prime Kalakaua Avenue Frontage:

Unparalleled visibility and access on Waikiki's most sought-after street.



Direct Beach Proximity:

Located steps from the world-famous Waikiki Beach, attracting high foot traffic.



High-Spending Demographic:

\$308 million annual consumer retail expenditure in Waikiki.



Iconic Atrium Setting:

Unique retail spaces within the stunning Pualeilani Atrium.



Natural Light & Elegant Design:

Enjoy a bright and inviting shopping environment.



7 Million

Visitors to Oahu
(Annually)



\$6,800M+

Oahu Visitor
Spending (Annually)

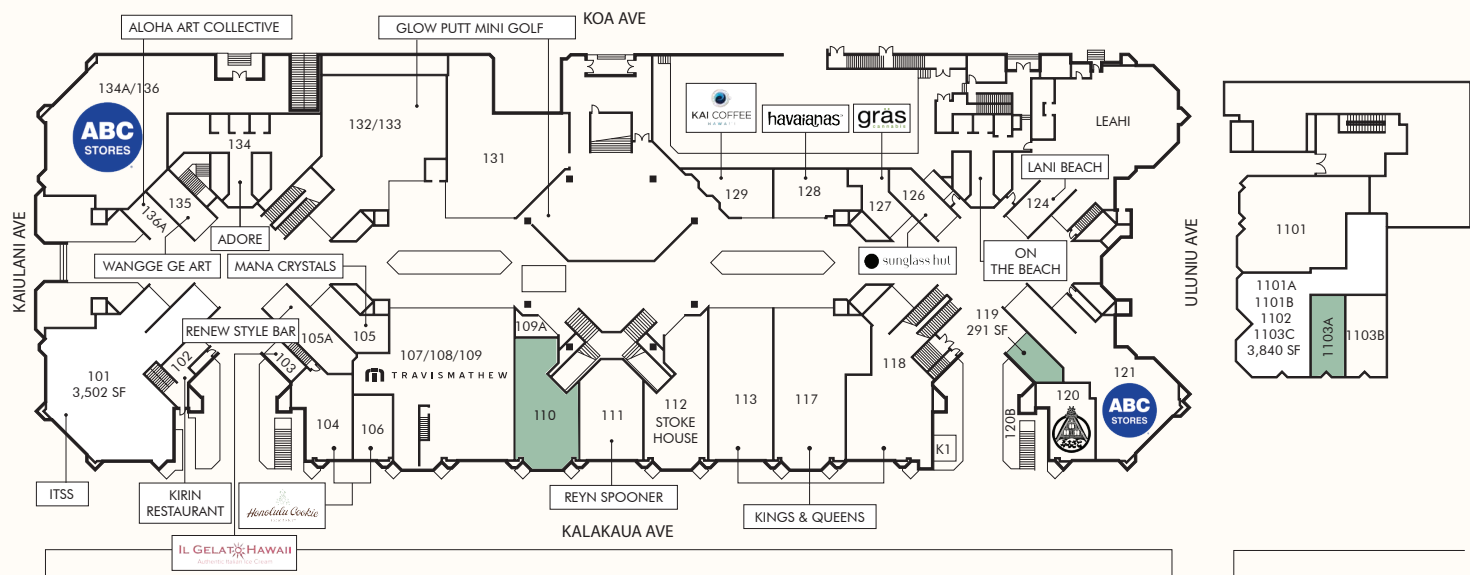


\$1,680

Oahu Average Weekly
Spending per Visitor

Floor Plan

1st Floor




Available Suite

110 (Available 7/1/26)	1,137 SF
119	291 SF
1103 A	1,220 SF

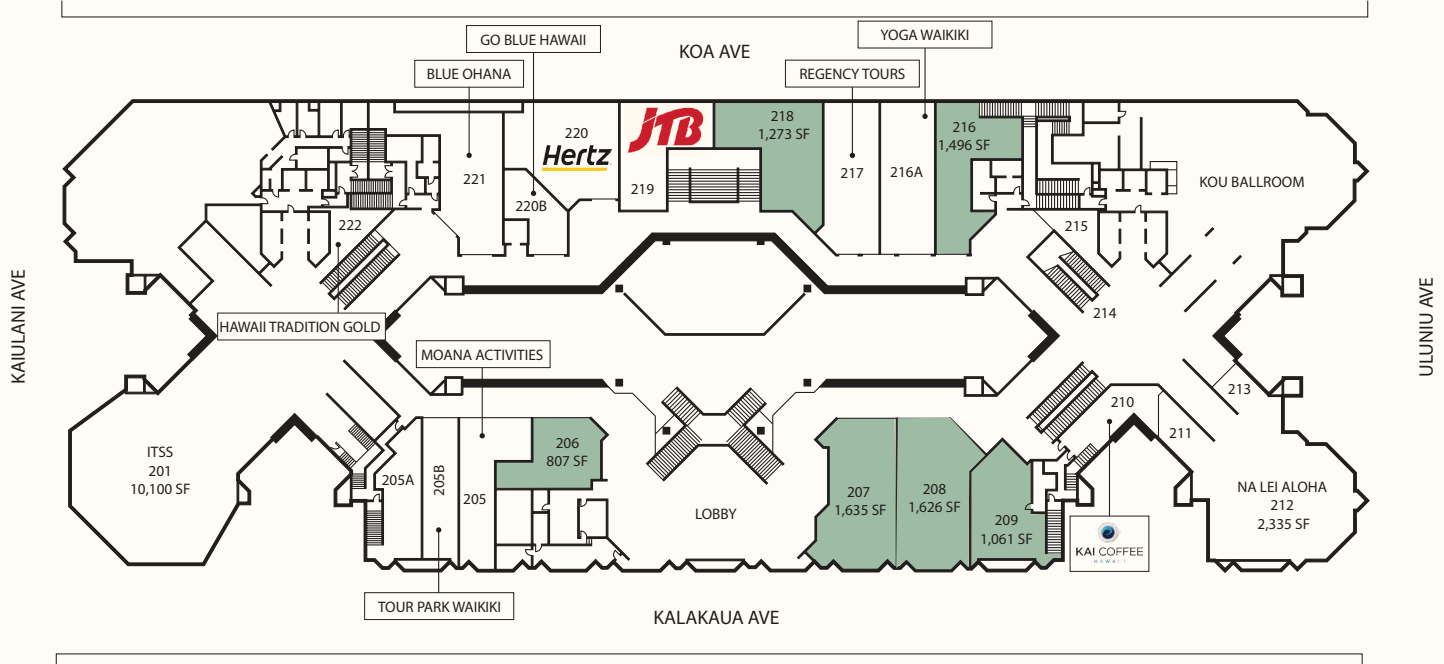
Lease Details (Per Month)

Base Rent	Negotiable
CAM	\$0.64 PSF
RPT.	\$1.03 PSF
Promo & Advertising	\$0.56 PSF
Insurance	\$0.30 PSF



Floor Plan

2nd Floor



Available Suites

206	807 SF
207	1,635 SF
208	1,626 SF
209	1,061 SF
215	340 SF
216	1,496 SF
218	1,273 SF

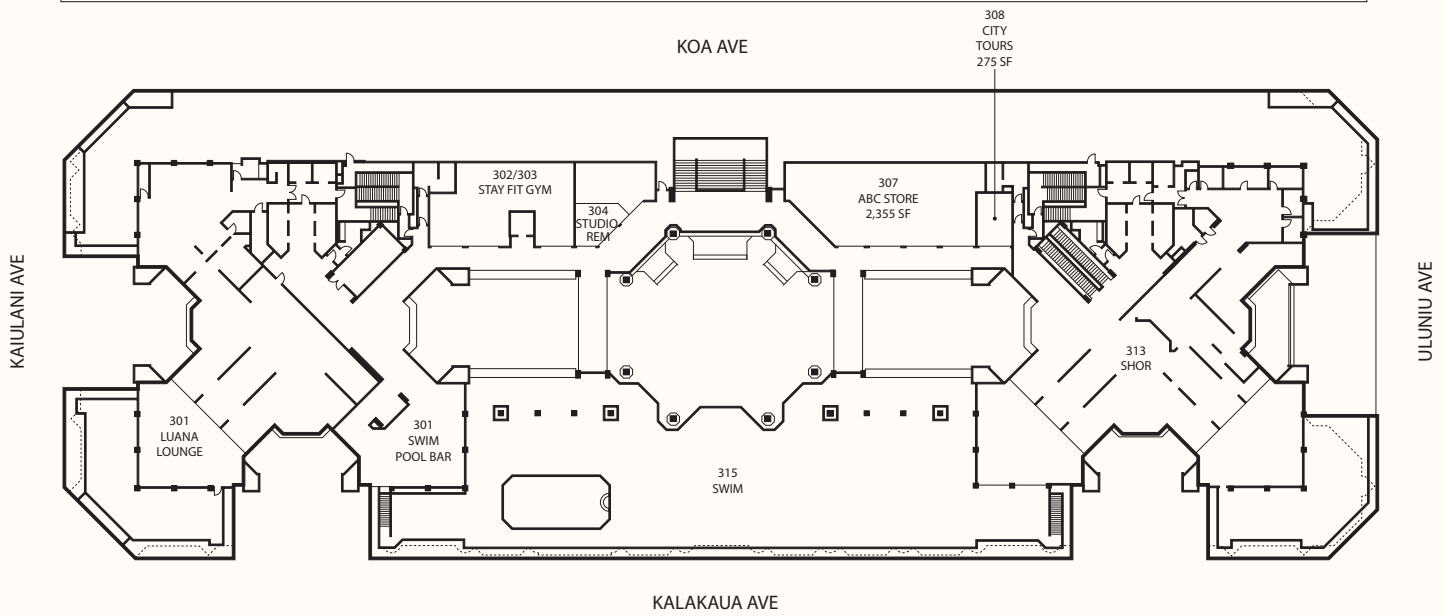
Lease Details (Per Month)

Base Rent	Negotiable
CAM	\$0.64 PSF
RPT.	\$1.03 PSF
Promo & Advertising	\$0.56 PSF
Insurance	\$0.30 PSF




Floor Plan

3rd Floor



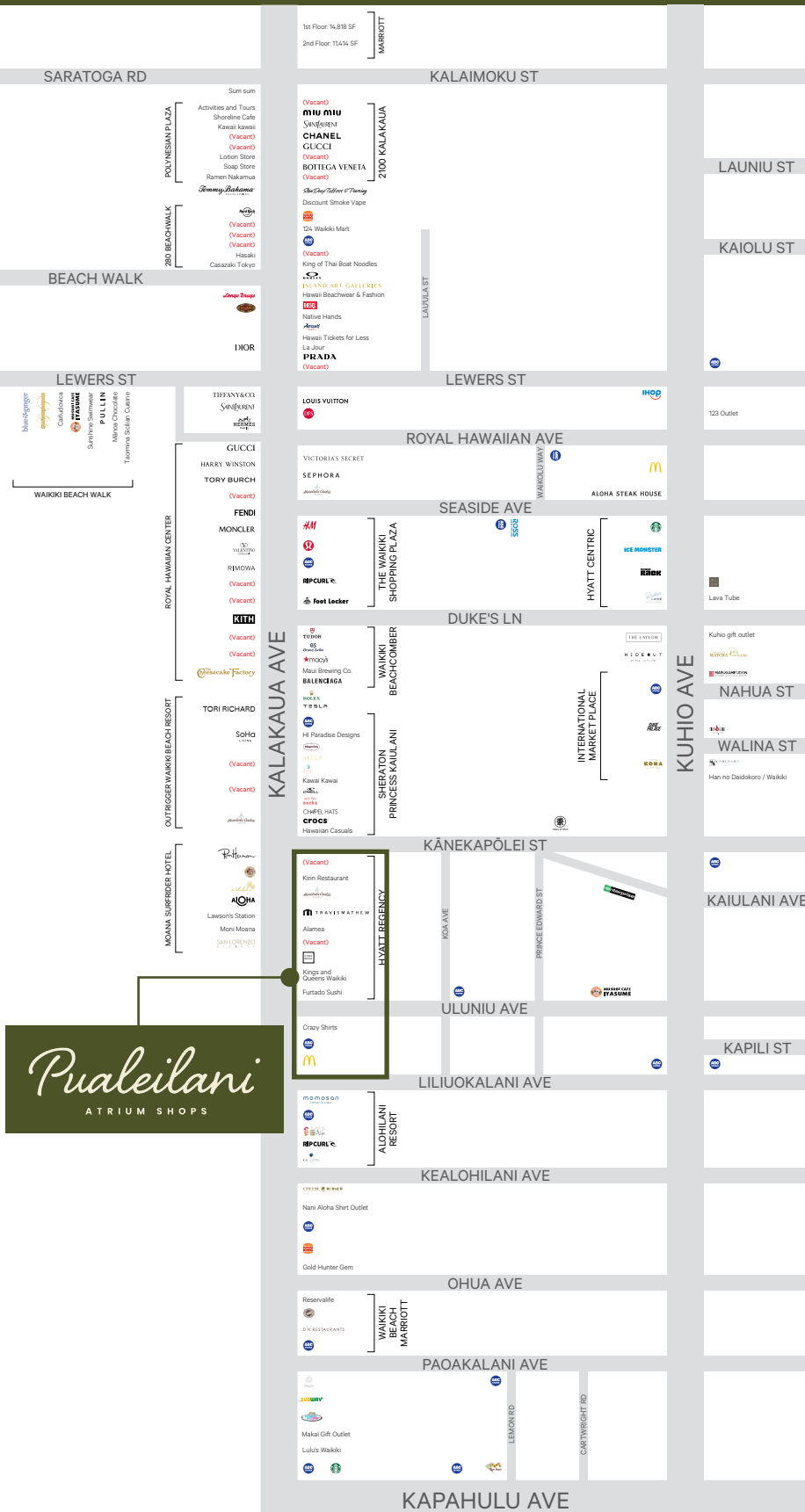
Available Suites

100% Leased



The Heart of Oahu

Waikiki, a globally renowned destination, graces the southern coast of Oahu. Stretching approximately 1.5 miles, its borders are defined by Ala Wai Boulevard to the north and west, Ala Moana Boulevard and Kalakaua Avenue to the south, and Kapahulu Avenue to the east. The Hyatt Regency is home to a vibrant mix of lifestyle and speciality retail stores.





Contacts

MELISA PREUS (B)

Vice President
+1 808 541 5158
Lic. RB-17696
melisa.preus@cbre.com

JAMES "KIMO" L. GREENWELL (S)

Senior Vice President
+1 808 541 5102
Lic. RS-57966
kimo.greenwell@cbre.com

CBRE

© 2025 CBRE, Inc. CBRE, Inc. All rights reserved. This information has been obtained from sources believed reliable but has not been verified for accuracy or completeness. CBRE, Inc. makes no guarantee, representation or warranty and accepts no responsibility or liability as to the accuracy, completeness, or reliability of the information contained herein. You should conduct a careful, independent investigation of the property and verify all information. Any reliance on this information is solely at your own risk. CBRE and the CBRE logo are service marks of CBRE, Inc. All other marks displayed on this document are the property of their respective owners, and the use of such logos does not imply any affiliation with or endorsement of CBRE. Photos herein are the property of their respective owners. Use of these images without the express written consent of the owner is prohibited.