



FOR LEASE



422 E BURNSIDE

Available Office Space: 7,744 RSF [Divisible to Approx. 2,800 SF]

422 E Burnside St, Portland, OR 97214

Discover a prime commercial real estate gem! With 7,744 RSF, divisible to approximately 2,800 RSF, and anchored by Subaru of Portland, this secured building in the heart of Lower East Burnside offers elevator access, off-street parking, showers, and storage. Conveniently close to the Convention Center, this property has off-street parking and in-building storage options. Elevate your business – seize this opportunity now!

MCCOY DOERRIE, SIOR
Senior Vice President

503-523-7751

mccoy@capacitycommercial.com

JEFF FALCONER, SIOR
Principal

503-542-4346


jeff@capacitycommercial.com



PROPERTY INFORMATION



PROPERTY DETAILS & AMENITIES	
Total Available SF	7,744 SF
Year Built	2005
Parking	Negotiable
Zoning	EX
Rate	\$30.00/RSF Full Service
<ul style="list-style-type: none">• Very walkable area• Close proximity to local retailers, restaurants, Trimet stops, & the MAX Blue Line stop• Building signage available to tenant	



MCCOY DOERRIE, SIOR
Senior Vice President

503-523-7751

mccoy@capacitycommercial.com

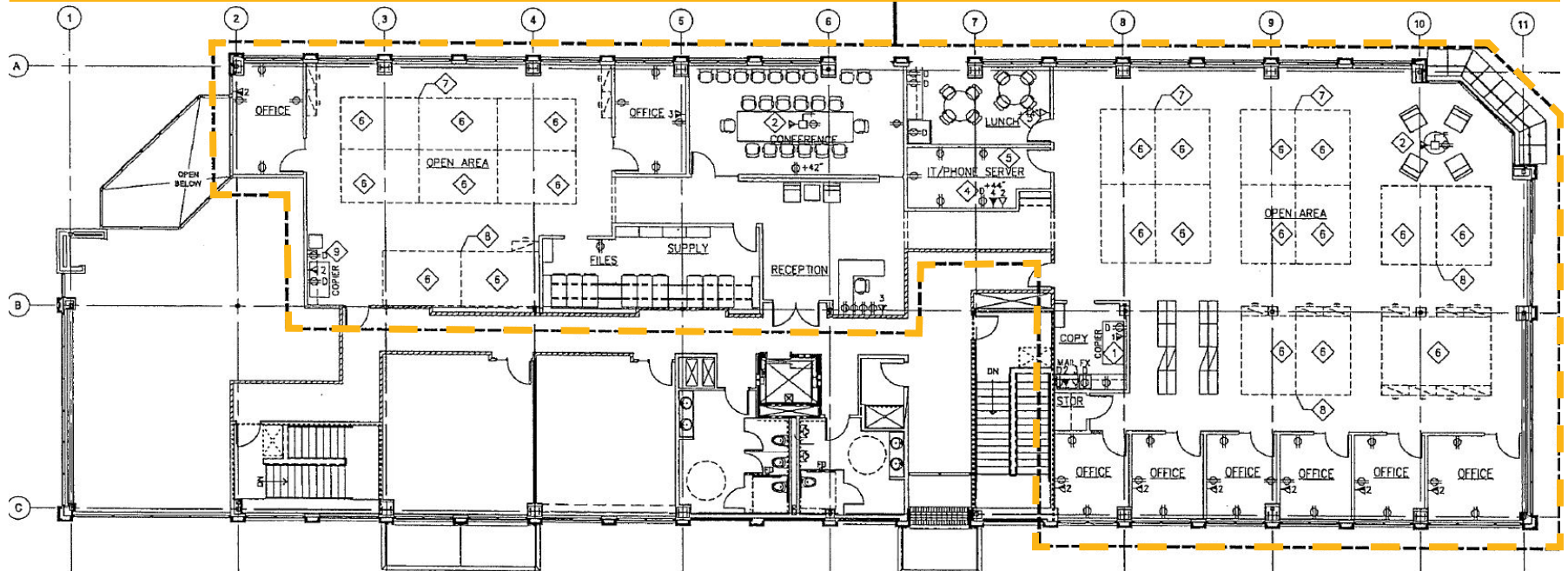
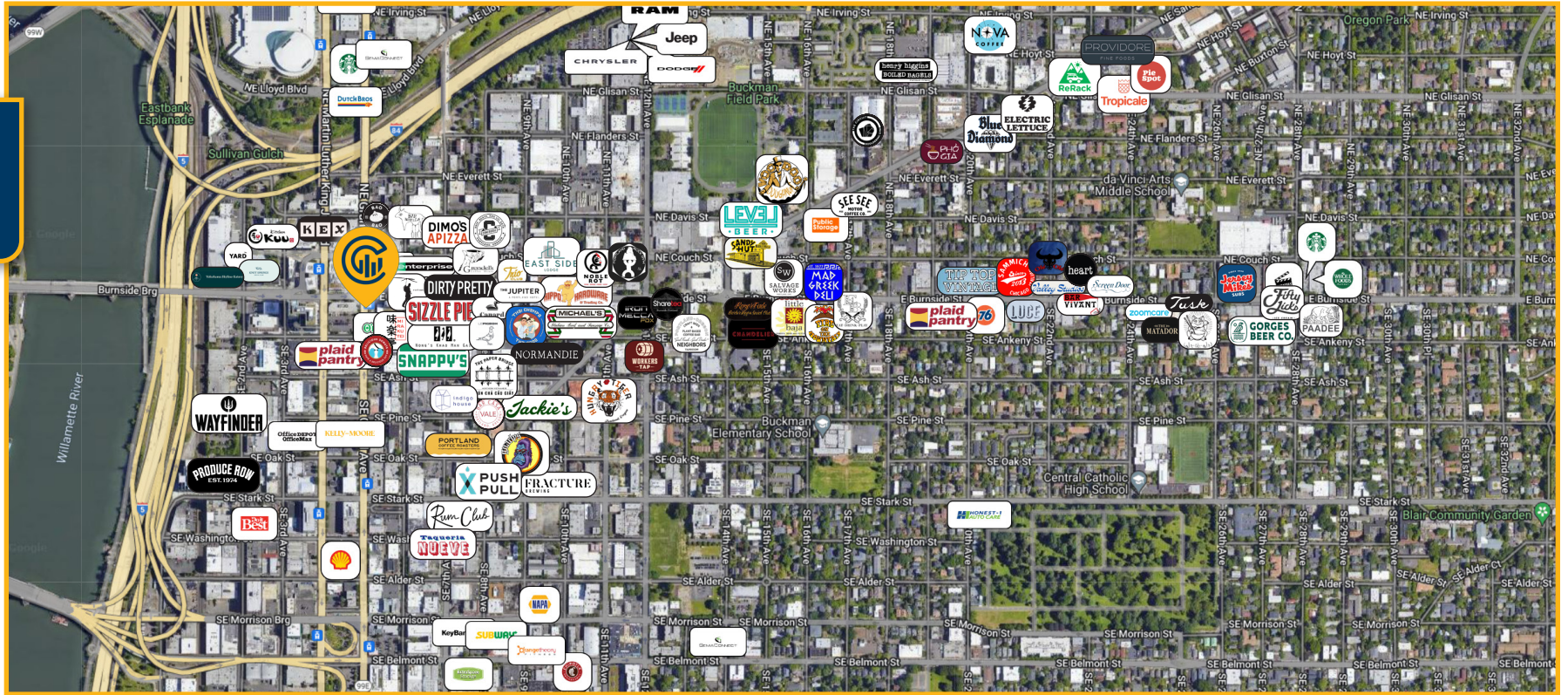
JEFF FALCONER, SIOR
Principal

503-542-4346

jeff@capacitycommercial.com



FLOOR PLAN & LOCATION



Capacity 805 SW Broadway, Suite 600, Portland, OR | 503-326-9000 | capacitycommercial.com

The information contained herein has been obtained from sources deemed reliable. However, Capacity and its agents make no guarantee of accuracy.

FLOOR PLAN & LOCATION
422 E BURNSIDE STREET, PORTLAND, OR 97214 3



IMAGE LIBRARY

