


# 382 SOUTHAMPTON ROAD

WESTFIELD, MA



## 21,303 SF

INDUSTRIAL ZONED MIXED USE  
MANUFACTURING FACILITY  
FOR SALE

**CONTACT:**

DAVID BERMAN

413.636.9055

[DBERMAN@STUBBLEBINECOMPANY.COM](mailto:DBERMAN@STUBBLEBINECOMPANY.COM)

DAVID STUBBLEBINE

617.592.3391

[DAVID@STUBBLEBINECOMPANY.COM](mailto:DAVID@STUBBLEBINECOMPANY.COM)

JAMES STUBBLEBINE

617.592.3388

[JAMES@STUBBLEBINECOMPANY.COM](mailto:JAMES@STUBBLEBINECOMPANY.COM)

EXCLUSIVE OFFERING



THE  
STUBBLEBINE  
COMPANY

CORFAC INTERNATIONAL

## PROPERTY SUMMARY



### PROPERTY DESCRIPTION

21,303 SF Industrial Zoned Mixed Use Manufacturing Facility For Sale

### PROPERTY HIGHLIGHTS


- Mixed Use Manufacturing Facility For Sale
- 21,303 SF Total
- .8 Miles from Exit 41 on I-90
- .8 Miles from Westfield-Barnes Regional Airport
- 129 Ft. Frontage on Route 202
- 17'3"-19'9" Clear Height
- Exterior Shell Composed of Steel, Brick, and Cinder Blocks. Wood Paneling is for Decorative Purposes Only.

### OFFERING SUMMARY

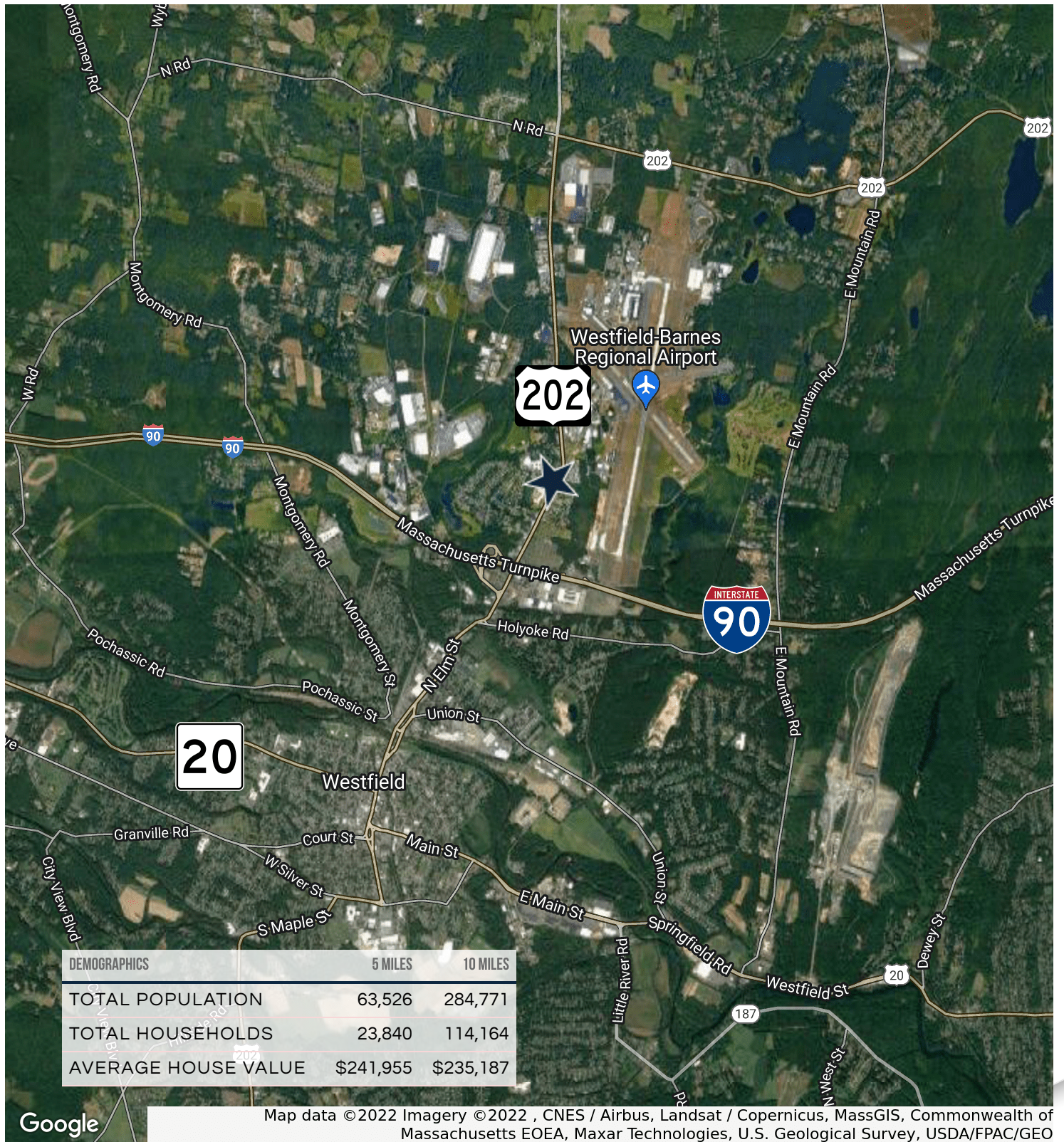
SALE PRICE:	\$1,000,000
LOT SIZE:	0.96 Acres
BUILDING SIZE:	21,303 SF
LAND USES:	4000 Manufacturing

DEMOGRAPHICS	1 MILE	5 MILES	10 MILES
TOTAL HOUSEHOLDS	655	23,840	114,164
TOTAL POPULATION	1,761	63,526	284,771
AVERAGE HH INCOME	\$68,728	\$70,310	\$59,101

ADDITIONAL PHOTOS




LOCATION MAP



# 382 SOUTHAMPTON ROAD

WESTFIELD, MA



**CONTACT:**

DAVID BERMAN

DAVID STUBBLEBINE

JAMES STUBBLEBINE

413.636.9055

617.592.3391

617.592.3388

[DBERMAN@STUBBLEBINECOMPANY.COM](mailto:DBERMAN@STUBBLEBINECOMPANY.COM)

[DAVID@STUBBLEBINECOMPANY.COM](mailto:DAVID@STUBBLEBINECOMPANY.COM)

[JAMES@STUBBLEBINECOMPANY.COM](mailto:JAMES@STUBBLEBINECOMPANY.COM)

EXCLUSIVE OFFERING



THE  
STUBBLEBINE  
COMPANY

CORFAC INTERNATIONAL