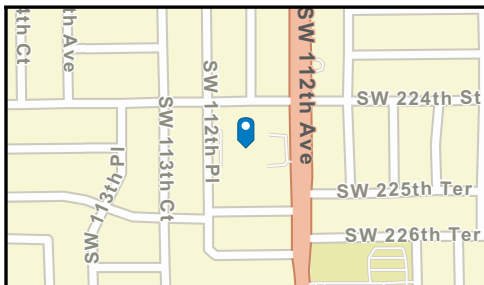
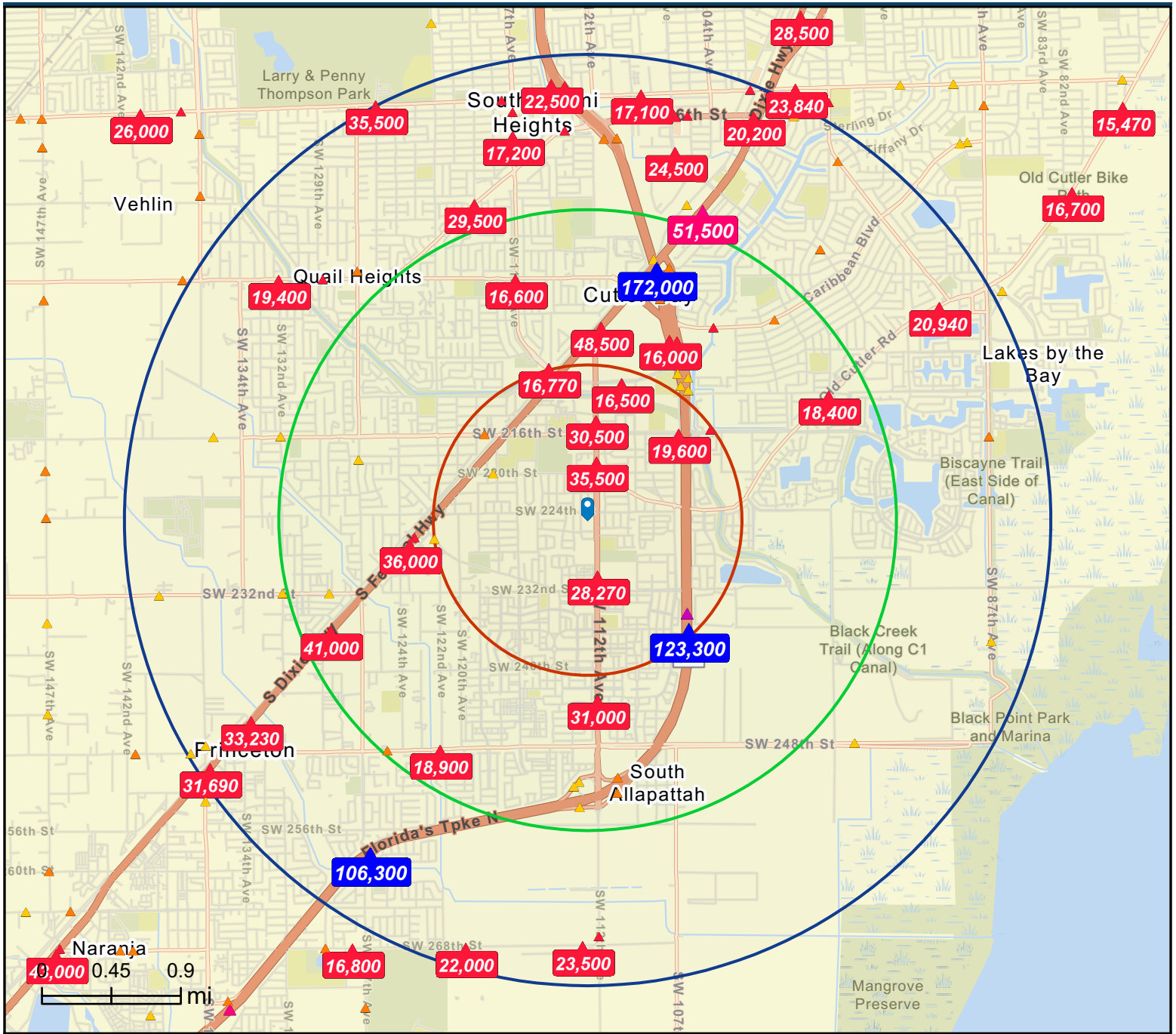


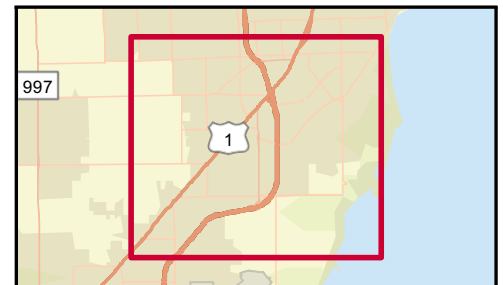
Traffic Count Map

22400 SW 112th Ave, Miami, Florida, 33170
Rings: 1, 2, 3 mile radii

Prepared by Esri
Latitude: 25.55829
Longitude: -80.37313



- Average Daily Traffic Volume**
- ▲ Up to 6,000 vehicles per day
 - ▲ 6,001 - 15,000
 - ▲ 15,001 - 30,000
 - ▲ 30,001 - 50,000
 - ▲ 50,001 - 100,000
 - ▲ More than 100,000 per day



Source: ©2024 Kalibrate Technologies (Q3 2024).

January 11, 2025