

**1690 E RACE STREET**

**ALLENTOWN, PA**

**AVAILABLE**



**INDUSTRIAL PROPERTY**


<b>TOTAL</b>	<b>73,890 S.F.</b>
<b>AVAILABLE</b>	<b>33,850 S.F. &amp; 40,040 S.F.</b>
<b>YEAR BUILT</b>	<b>1977</b>
<b>LOT SIZE</b>	<b>3.28 ACRES</b>
<b>LOADING</b>	<b>7 - TAILGATE LOADING DOCKS   2 - GROUND LEVEL DRIVE IN DOOR</b>
<b>UTILITIES</b>	<b>PUBLIC - WATER   SEWER   NATURAL GAS</b>
<b>POWER</b>	<b>3-PHASE   800 AMPS   480 VOLTS</b>
<b>HEIGHT</b>	<b>18' CLEAR</b>
<b>SPRINKLER SYSTEM</b>	<b>WET SPRINKLER SYSTEM</b>
<b>ACCESS</b>	<b>1 MILES TO US-22</b>
<b>MUNICIPALITY</b>	<b>HANOVER TOWNSHIP   LEHIGH COUNTY</b>

33,850 S.F.  
3 TAILGATE LOADING DOCKS  
1 GROUND LEVEL DRIVE IN DOOR


40,040 S.F.  
4 TAILGATE LOADING DOCKS  
1 GROUND LEVEL DRIVE IN DOOR

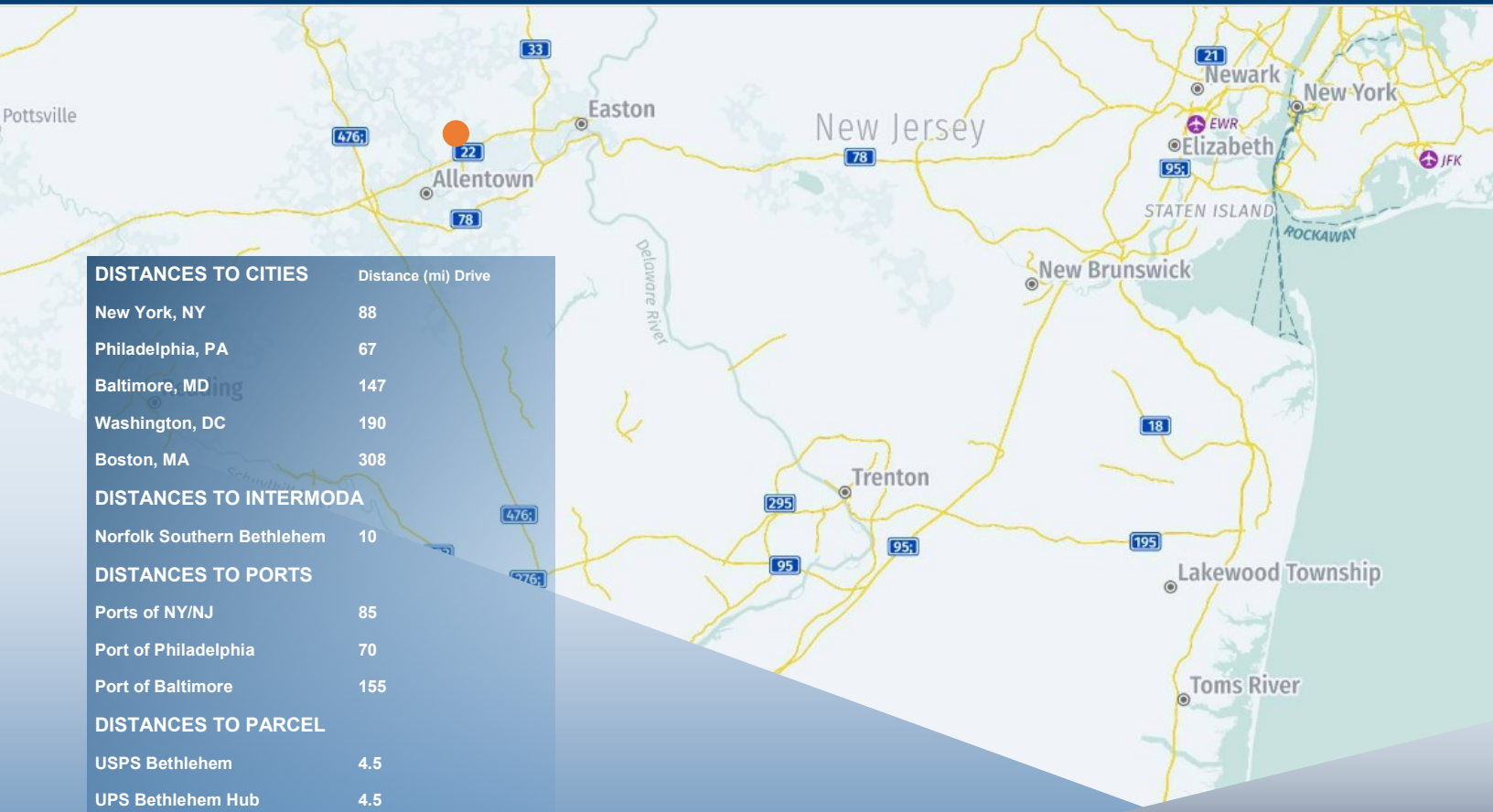
33,850 S.F.

40,040 S.F.



THIS DOCUMENT IS A MARKETING PIECE AND SHALL NOT BE DEEMED TO BE AN OFFER TO SELL OR LEASE, NOR IS IT INTENDED TO EMPLOY ANY OUTSIDE BROKER WITHOUT SUCH BROKER ENTERING INTO A WRITTEN BROKERAGE COMMISSION AGREEMENT ACCEPTABLE TO THE OWNER OR LESSOR AND ITS COUNSEL. ALTHOUGH ALL INFORMATION FURNISHED REGARDING PROPERTY FOR SALE, RENTAL OR FINANCING IS FROM SOURCES DEEMED RELIABLE, SUCH INFORMATION HAS NOT BEEN VERIFIED AND NO EXPRESS REPRESENTATION IS MADE NOR IS ANY TO BE IMPLIED AS TO THE ACCURACY THEREOF AND IT IS SUBMITTED SUBJECT TO ERRORS, OMISSIONS, CHANGE IN PRICE OR OTHER CONDITIONS, PRIOR SALE, LEASE, OR FINANCING OR WITHDRAWAL WITHOUT NOTICE.





DISTANCES TO CITIES	Distance (mi) Drive
New York, NY	88
Philadelphia, PA	67
Baltimore, MD	147
Washington, DC	190
Boston, MA	308
DISTANCES TO INTERMODAL	
Norfolk Southern Bethlehem	10
DISTANCES TO PORTS	
Ports of NY/NJ	85
Port of Philadelphia	70
Port of Baltimore	155
DISTANCES TO PARCEL	
USPS Bethlehem	4.5
UPS Bethlehem Hub	4.5
FedEx Bethlehem	4.6

## NORTHAMPTON & LEHIGH COUNTIES - LABOR STATISTICS

TIME PERIOD	LABOR FORCE	EMPLOYED	UNEMPLOYED	RATE %
<b>LEHIGH COUNTY</b> 1st Quarter 2023	198,100	180,279	8,100	4.1
<b>NORTHAMPTON COUNTY</b> 1st Quarter 2023	164,400	157,900	6,500	3.9

SOURCE: Center for Workforce Information & Analysis (CWIA), Pennsylvania Department of Labor & Industry.

<https://www.workstats.dli.pa.gov/Documents/County%20Profiles/Northampton%20County.pdf>

<https://www.workstats.dli.pa.gov/Documents/County%20Profiles/Lehigh%20County.pdf>

### A Partial List of Our Past Customers Include

Liberty Property Trust, Prologis  
 United Rental, Inc.  
 All Weather Insulated Panels Inc  
 Peirce-Phelps, Inc  
 B. Braun, Inc.  
 Lehigh Valley Plastics  
 General Mills, Inc.  
 Foley/Caterpillar  
 Torc-up, Inc.  
 Eupen, Inc.,  
 St. Luke's Physician Group  
 Innovative Office Products  
 Faulkner Cadillac  
 AFC Industries  
 Genus Lifesciences Inc

J.G. Petrucci Company Inc  
 All Phase Electric, Inc (CED)  
 Werner Trucking, Inc  
 Phillips Feed, Inc.  
 Northwood Paper Company  
 Innovative Office Products  
 Straight Arrow  
 Verizon Wireless,  
 Aramark Uniform  
 United States Postal Service  
 Penske Truck Leasing, Eastern  
 Mack Trucks  
 Allentech, Inc.  
 Royal Industries  
 Structural Services, Inc,

Innovative Control Systems  
 Air-Products & Chemicals  
 Victaulic Corporation of America  
 Meyer Power Systems  
 American Atelier, Inc.  
 Bennett Organization  
 Spartan Brands  
 American Architectural Metal Mfg Inc,  
 Virginia Gutter  
 Bell & Howell  
 Bio Spectra  
 Fluortek  
 Terrafina  
 Flexicon Corporation  
 American Tube Corporation