



5 Retail/ Commercial Land Tracts Available

West of LA Hwy 157 / South of La Hwy 3227
Near I-20/Haughton-Fillmore Exit

Haughton, LA 71037

Sealy Real Estate Services

333 Texas St. | Ste. 1050
Shreveport, LA 71101
318.222.8700
www.sealynet.com

Melissa Riddick, SIOR

Direct: 318.698.1110
Mobile: 318.218.4987
Email: MelissaR@Sealynet.com

Roland Ricou

Direct: 318.698.1109
Mobile: 318.773.3357
Email: RolandR@Sealynet.com

All information set forth in this brochure has been obtained from the owner, personal observation, or other reliable sources. Sealy Real Estate Services, LLC does not guarantee the accuracy of this information and makes no representations or warranties, expressed or implied, in this brochure. Information contained herein is subject to change without notice.



Sealy Real Estate Services

434-468 Elm St., Haughton, LA 71037

Hwy 157 @ 3227 SW Corner Land Tracts

Retail/Commercial
**Land Tracts
For Sale**

Available Lots Map



Sealy Real Estate Services

333 Texas St. Suite 1050
Shreveport, LA 71101

318.222.8700 | www.SRES.com

Melissa Riddick, SIOR

Associate Broker®, LA
M 318.218.4987 | D 318.698.1110

MelissaR@Sealynet.com







Roland Ricou

Brokerage Agent®, LA
M 318.773.3357 | D 318.698.1109

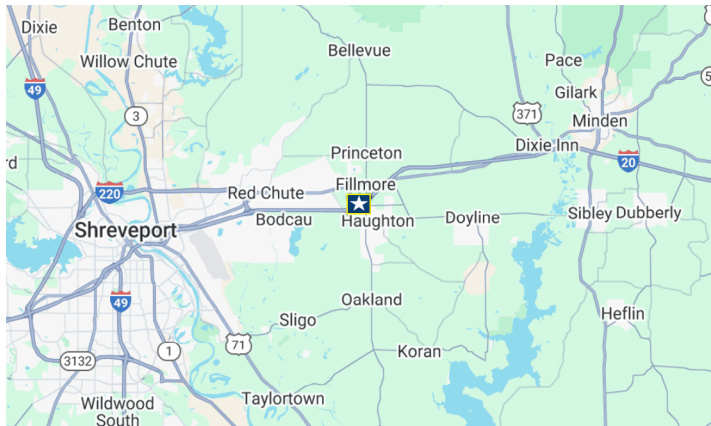
RolandR@Sealynet.com

All information set forth in this brochure has been obtained from the owner, personal observation, or other reliable sources. Sealy Real Estate Services, LLC does not guarantee the accuracy of this information and makes no representations or warranties, expressed or implied, in this brochure. Information contained herein is subject to change without notice.

Available Lots Details

	A	468 Elm St.	0.496 Ac	\$25/SF	80' fronting Hwy. 157
	B	476 Elm St.	0.303 Ac	\$25/SF	165' fronting new road
	C	454 Elm St.	1.37 Ac	\$387,902	144' fronting future development
	D	456 Elm St.	1.94 Ac	\$800,000	125' fronting Hwy. 157
	E	444 Elm St.	2.59 Ac	\$1,071,795	125' fronting Hwy. 157
	F	434 Elm St.	0.49 Ac	\$350,000	75' fronting Hwy. 157

Location Details



These land tracts are conveniently situated off the Haughton/Fillmore Exit 33 on I-20, just south of the LA Hwy 3227/157 intersection and the Pilot Travel Center on La Hwy 157.

The area has experienced significant growth with new developments and offers quick access to I-20 East and West, providing an easy commute to Bossier City, Shreveport, and Minden, Louisiana.

It is within one of the fastest-growing municipalities in Louisiana, this area boasts a remarkable growth rate, the highest in Bossier Parish. With over 100 new homes recently built and additional residential projects underway, the community is thriving.