



Colliers

Architect's Rendering

For Lease

4,000–145,000 SF Available

## MULTI-USE FLEX

460 West 500 South  
Salt Lake City, Utah 84111

### Contact:

#### Jeremy Terry

Vice President  
+1 801 671 9349  
jeremy.terry@colliers.com

#### Skyler Smith

Senior Associate  
+1 801 441 5917  
skvler.smith@colliers.com

#### Colliers

111 S. Main St., Suite 2200  
Salt Lake City, UT 84111  
Main: +1 801 947 8300  
colliers.com

### Property Highlights


- Industrial flex building
- Prime downtown location
- Significant outdoor parking
- Heavy power
- Dock high and grade level loading available
- Call for pricing



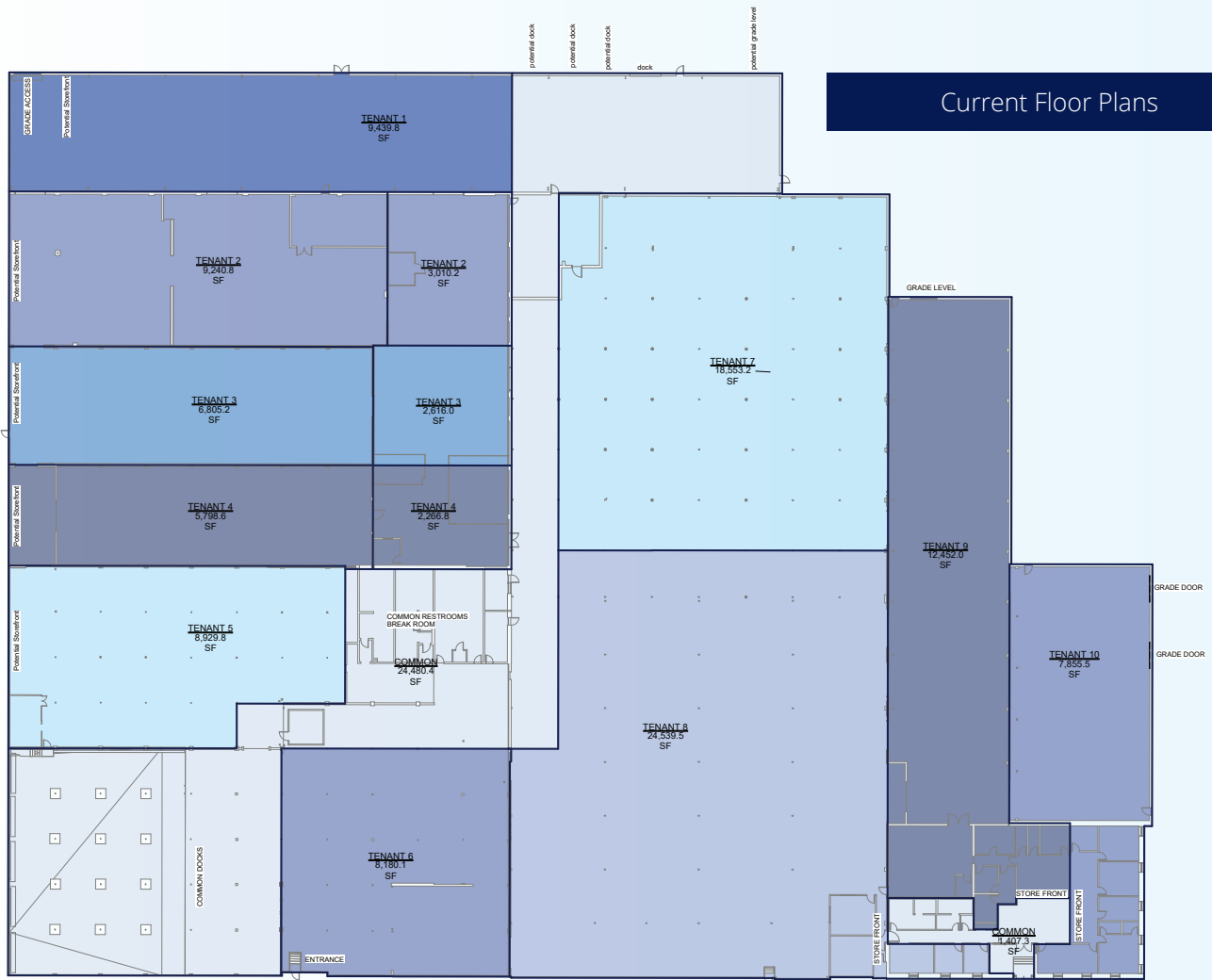
460 W 500 S | For Lease

## Flex Space

Flexible retail or industrial space from 4,000 to 145,000 SF in the heart of downtown Salt Lake City. Located at 460 W 500 S, this property offers dock-high and grade-level loading, outdoor parking, and unbeatable access.







## Downtown Overview



**110+**  
stores and services  
**700,000+**  
of retail shops



**105+**  
stores and services  
**650,000+ SF**  
of retail shops



**675,000 SF**  
meeting, exhibit and ballroom space  
**700**  
room convention hotel



**175+**  
local bars + restaurants



**80+**  
arts and entertainment  
events each month



**2 Blocks**  
from Salt Lake Intermodal Hub

### A DIVERSIFYING DOWNTOWN ECONOMY

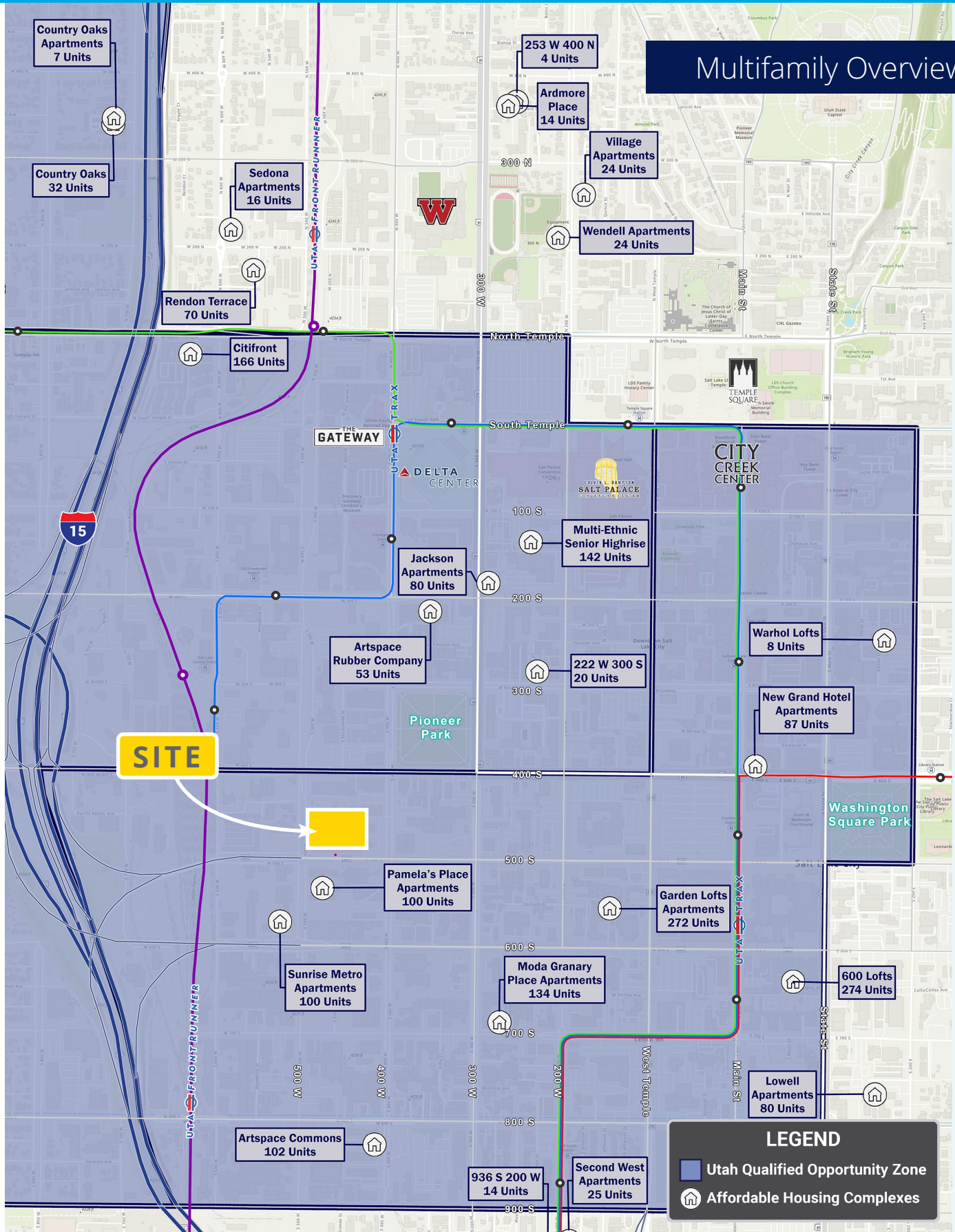


Enjoy the area's plentiful farm-to-table restaurants, global eateries, bars and pubs, shop historic Trolley Square or the open-air City Creek Center and Gateway malls, or find the perfect entertainment, from the arts, music, festivals, and even "Open Streets" during the summer, when Main Street is closed to cars on the weekends, and shops and restaurants from South Temple to 400 South extend their services onto the sidewalk.

As the downtown residential population doubles in the next 30 months and continues to grow, there are opportunities for office, retail, restaurant and services to serve the growing residential population.

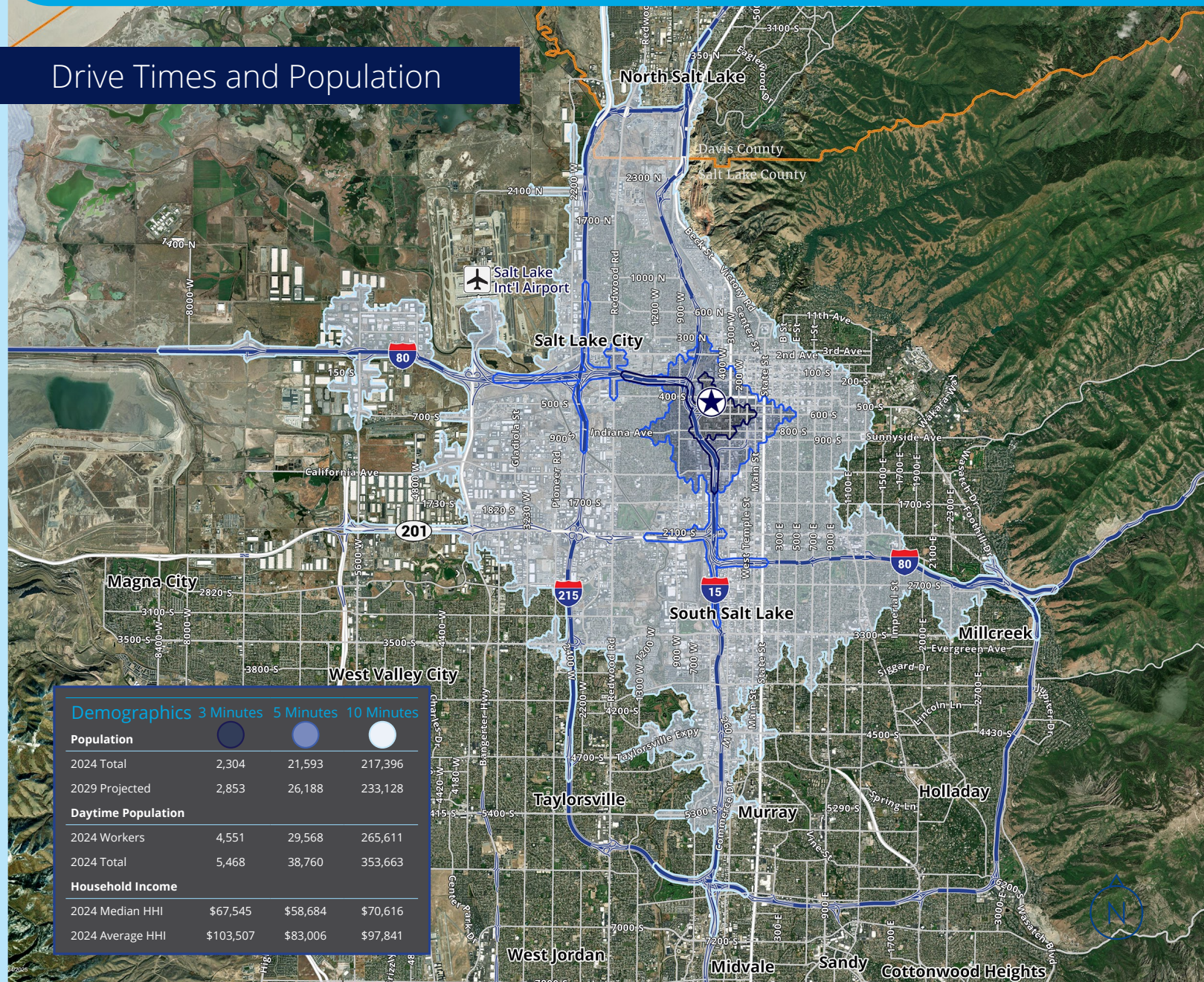


# Multifamily Overview





## Drive Times and Population



### Demographics Population

	1 Mile	3 Mile	5 Mile
2024 Population	16,602	145,253	260,126
2029 Projected	20,668	155,889	273,633



### Households

	1 Mile	3 Mile	5 Mile
2024 Population	8,290	66,354	109,213
2029 Projected	10,843	74,119	119,609



### Income

	1 Mile	3 Mile	5 Mile
2024 Median HHI	\$60,724	\$70,588	\$76,295
2024 Average HHI	\$87,828	\$102,437	\$111,596
Per Capita Income	\$44,627	\$46,902	\$47,067

### Key Points



**145k+**  
Population in 3-Mile  
Radius



**7.3%**  
Population Growth  
by 2029



**30.8**  
Median Age



**\$70k+**  
Median Household  
Income





## Utah is a Young & High-Growth State

One of the Fastest  
Growing States in the U.S.

**20.7%**  
Population Increase  
2010–2020  
(ESRI BAO)

Median Age of  
**30.9**

The Youngest State in  
the U.S. by Median Age  
(ESRI BAO)

There Are More Than

**571k**

More People in Utah  
Than There Were in 2010  
(ESRI BAO)



## The Economic Conditions in Utah are Great

Ranked

**2nd**

Best State for  
Overall Economy  
(U.S. News: Best States Ranking)

Utah Named

**#2**

Best State for  
Business in 2018  
(Forbes)

Ranked

**4th**

Best State for  
Venture Capital  
(U.S. News: Best States Ranking)



## Utah Boasts a Highly Educated & Skilled Workforce

More Than

**35**

Higher Education  
Institutions in Utah  
(National Database of Scholarships)

**48%**

of Utahns Have  
Obtained Postsecondary  
Certificates or Degrees  
(Utah.gov)

Over

**79k**

Degrees Awarded  
in 2017  
(DataUSA.io)



## Opportunities for Jobs & Careers in Utah are Plentiful

Among the Top State  
in the U.S for Job Growth

**3.6%**

Utah's Job Growth Rate  
July 2018–July 2019  
(U.S. Bureau of Labor Statistics)

Utah is Experienceing  
Overwhelming Job Growth in  
**Construction,  
Financial, Health  
& Technology**  
Sectors  
(Utah.gov)

About

**54.5k**

Jobs Were Added to  
Utah's Economy from  
July 2018–July 2019  
(U.S. Bureau of Labor Statistics)



## Utah Contains a Multilingual Population

Over

**120**

Languages  
Spoken in Utah  
(Desert News)

About

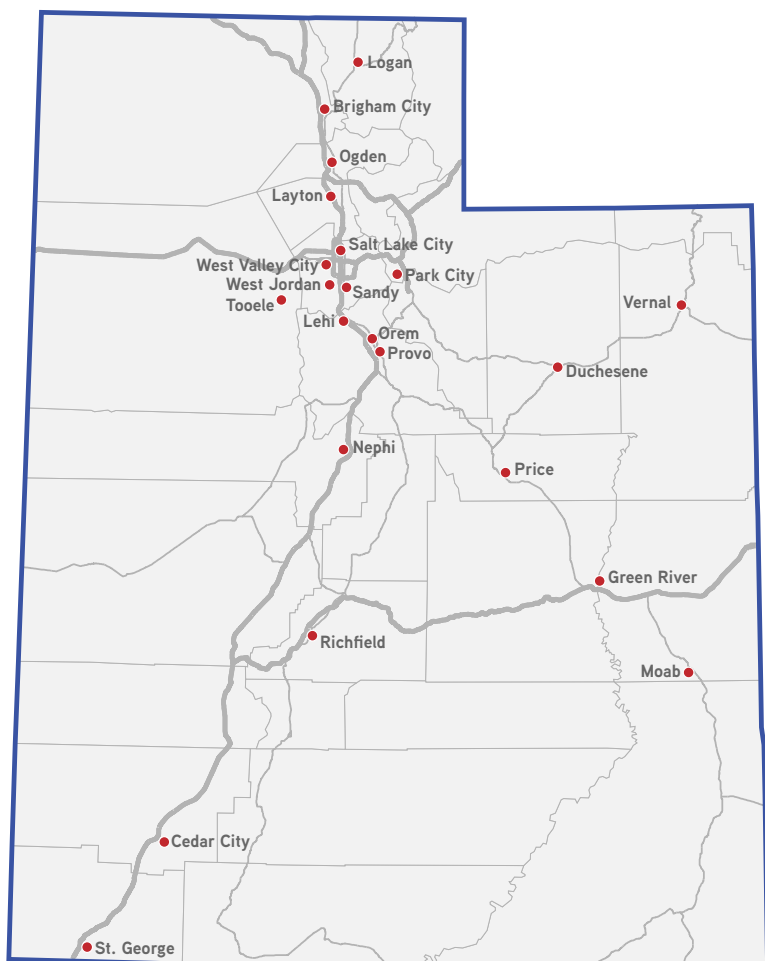
**15%**

of Utah Residents speak  
a Language Other Than  
English at Home  
(The Salt Lake Tribune)

More Than

**246k**

Spanish Speakers  
(U.S. Census Bureau)



## Utah's Metropolitan Statistical Areas (MSAs)



- 1 Salt Lake City** (1,283,161)  
Counties: Salt Lake & Tooele
- 2 Provo–Orem** (714,263)  
Counties: Utah & Juab
- 3 Ogden–Clearfield** (699,065)  
Counties: Weber, Davis & Box Elder
- 4 St. George** (190,266)  
Counties: Washington
- 5 Logan** (153,122)  
Counties: Cache, UT & Franklin, ID

## Utah's Most Populous Cities

- 1 Salt Lake City** (204,380)
- 2 West Valley City** (141,290)
- 3 Provo** (129,973)
- 4 West Jordan** (121,762)
- 5 Orem** (103,120)
- 6 Sandy** (100,343)
- 7 St. George** (98,525)
- 8 Ogden** (89,694)
- 9 South Jordan** (86,315)
- 10 Layton** (78,750)





**Colliers**  
 111 S. Main St., Suite 2200  
 Salt Lake City, UT 84111  
 Main: +1 801 947 8300  
 colliers.com

**Contact:**

**Jeremy Terry**  
 Vice President  
 +1 801 671 9349  
 jeremy.terry@colliers.com

**Skyler Smith**  
 Senior Associate  
 +1 801 441 5917  
 skyler.smith@colliers.com

This document has been prepared by Colliers International for advertising and general information only. Colliers International makes no guarantees, representations or warranties of any kind, expressed or implied, regarding the information including, but not limited to, warranties of content, accuracy and reliability. Any interested party should undertake their own inquiries as to the accuracy of the information. Colliers International excludes unequivocally all inferred or implied terms, conditions and warranties arising out of this document and excludes all liability for loss and damages arising therefrom. This publication is the copyrighted property of Colliers International and/or its licensor(s). ©2025. All rights reserved.