



2121 on MILL

2121 S Mill Ave, Tempe, AZ 85282



Tom Kuffler

Civic Asset Management

8776 E Shea Blvd, Suite 106-1038, Scottsdale, AZ 85260

tomk@CivicAssetManagement.com

(480) 264-0668 Ext: 101



2121 on MILL

\$18.00 /SF/YR

2121 Mill is an attractive mid-century modern office building designed by acclaimed local architect Thomas Montgomery. This multi-tenant office building, with highly sought after Mill Avenue frontage, is ideally situated just south of ASU and Downtown Tempe; one of the most desirable locations in the state due to its thriving 24-7 live/work/play environment. The building consists of a decorative masonry, podium style construction with a classic look and plenty of surface and covered parking. 2121onMill has undergone extensive upgrades including: exterior Landscaping, new signage, new common area flooring, AC upgrade and...

- Property features Mill Avenue frontage & covered parking
- Suites have a classic mid-century modern design
- Suites are designed to accomodate small to moderate sized tenants
- Property has elevator access to second floor
- Video Camera System; real time monitoring after hours
- New Exterior Landscaping with Fenced Courtyard



Rental Rate:	\$18.00 /SF/YR
Property Type:	Office
Property Subtype:	Loft/Creative Space
Building Class:	B
Rentable Building Area:	16,528 SF
Year Built:	1968
Walk Score ®:	63 (Somewhat Walkable)
Transit Score ®:	51 (Good Transit)
Rental Rate Mo:	\$1.50 /SF/MO

2nd Floor Ste 202-03

1

Space Available	1,113 SF
Rental Rate	\$18.00 /SF/YR
Date Available	Now
Service Type	Full Service
Built Out As	Professional Services
Space Type	Relet
Space Use	Office
Lease Term	Negotiable

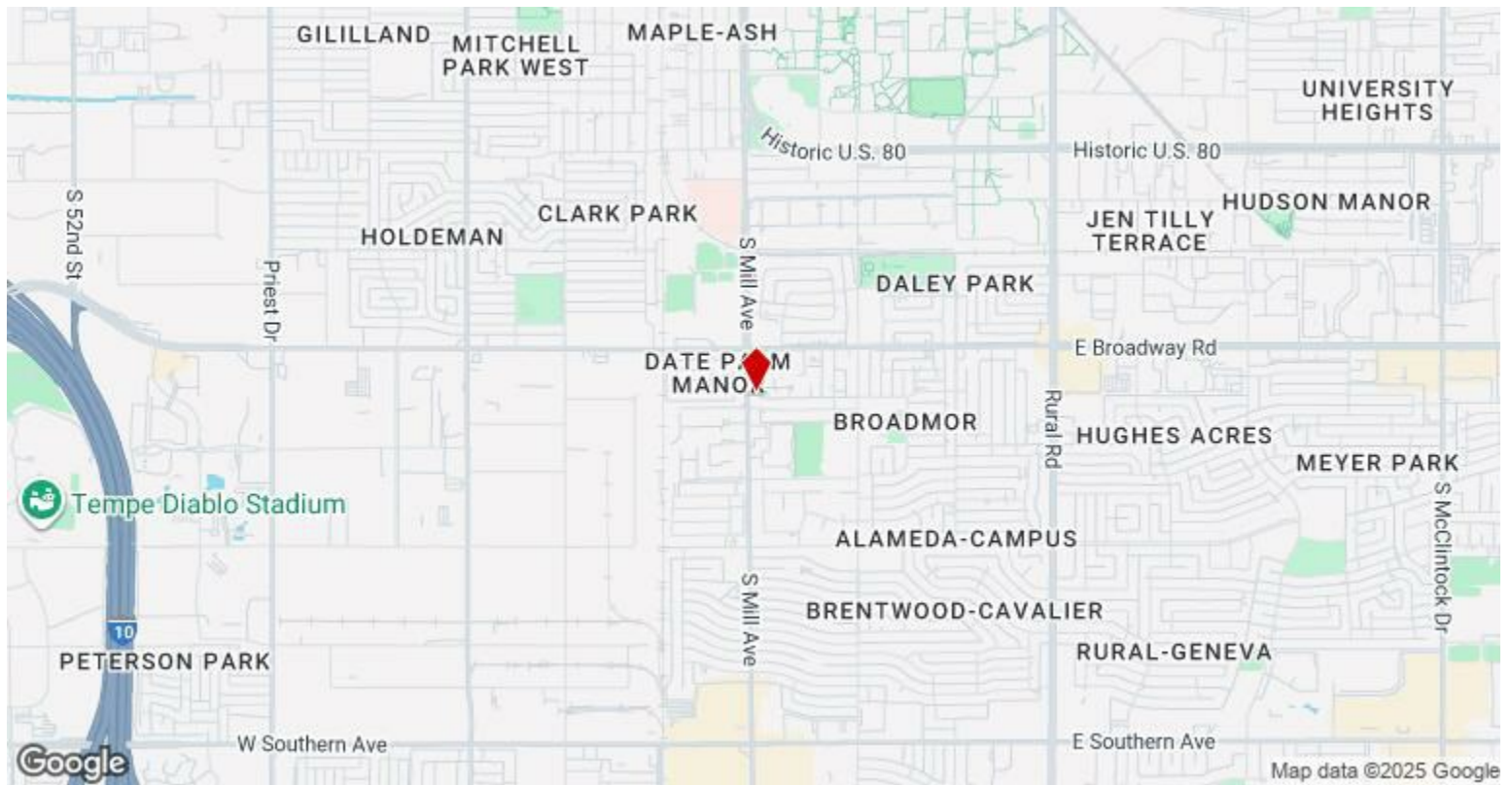
1113 sf consisting of a reception area, 2 offices and a wide open training/co-working area separated by a sliding barn door, exposed ceilings and polished concrete floors.

2nd Floor Ste 210

2

Space Available	486 SF
Rental Rate	\$18.00 /SF/YR
Date Available	Now
Service Type	Full Service
Built Out As	Professional Services
Space Type	Relet
Space Use	Office
Lease Term	Negotiable

Small Professional Office With Reception and Office Area. Lots of natural light!



2121 S Mill Ave, Tempe, AZ 85282

2121 Mill is an attractive mid-century modern office building designed by acclaimed local architect Thomas Montgomery. This multi-tenant office building, with highly sought after Mill Avenue frontage, is ideally situated just south of ASU and Downtown Tempe; one of the most desirable locations in the state due to its thriving 24-7 live/work/play environment. The building consists of a decorative masonry, podium style construction with a classic look and plenty of surface and covered parking. 2121onMill has undergone extensive upgrades including: exterior Landscaping, new signage, new common area flooring, AC upgrade and a new gated courtyard.....

2121 Mill offers an inviting mix of small and moderate sized suites , many with ensuite bathrooms, ideal for the professional services industry, as well as a creative energetic vibe to it's tenants. The Property is located in close proximity to major metropolitan Phoenix freeway systems, including Highway 60, Interstate 10, and Highway 101. Phoenix's Sky Harbor Airport is located just 3 miles to the west, providing a quick 5-minute commute via Hohokam Expressway (SR-143).

Property Photos




Property Photos



Property Photos




Property Photos



Property Photos



27-DSC04449



29-DSC04460

Property Photos



Property Photos



Property Photos

