

# DRANE FIELD DISTRIBUTION CENTER



3825 HAMILTON ROAD  
LAKELAND, FL



# BUILD-TO-SUIT OPPORTUNITY

IN A STRATEGIC  
CENTRAL FLORIDA  
LOCATION



## 149,960 SF

TOTAL AVAILABLE

## 200+

OFF-DOCK, FENCED  
TRAILER SPOTS

## 17.83 AC

NET DEVELOPABLE

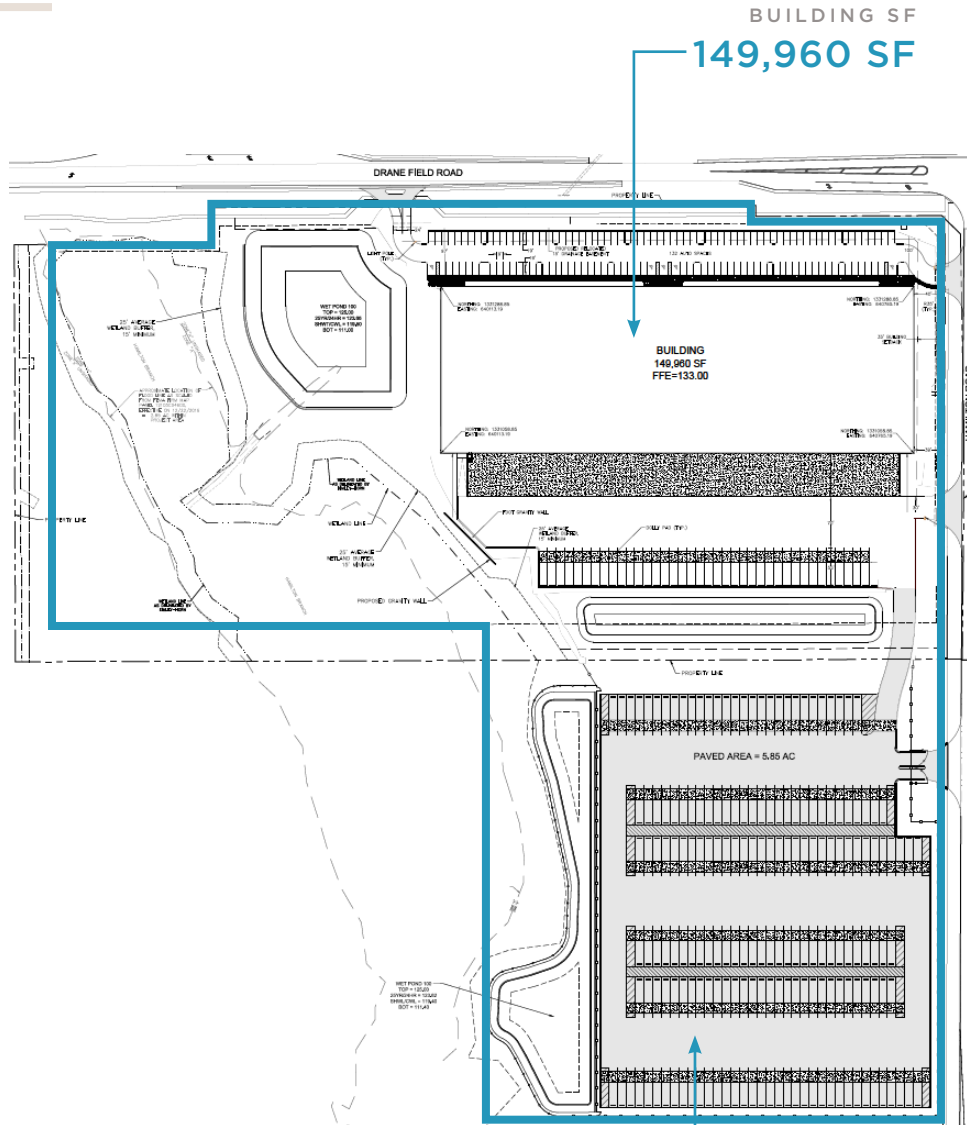
## 8-9 MONTHS

DESIGNED & PERMITTED  
TO DELIVER IN 8-9 MONTHS

### KEY DISTANCES

POLK PARKWAY	2.6 miles
I-4	5.4 miles
HWY 60	5.3 miles
I-75	22 miles
LAKELAND LINDER INT'L AIRPORT	2 miles
TAMPA INT'L AIRPORT	35 miles
ORLANDO INT'L AIRPORT	60 miles
TAMPA	30 miles
ORLANDO	61 miles
OCALA	113 miles

# SITE PLAN



## BUILDING SIZE

149,960 SF

MIN.  
DIVISIBLE

75,000 SF

OFFICE  
SF

BTS

CLEAR  
HEIGHT

32'

DOCK  
DOORS

40

DRIVE-IN  
RAMPS

2

LOAD  
TYPE

REAR  
LOAD

AUTO  
PARKING

132

TRAILER  
PARKING

41

OFF-DOCK  
TRAILER  
PARKING

202

TRUCK COURT  
DEPTH

130'

COLUMN  
SPACING

54' x 53'4" interior bays

56' x 53'4" exterior bays

BUILDING  
DIMENSIONS

54' x 53'4"



# OUTDOOR STORAGE OPPORTUNITY

5.58 AC | PAVED & SECURED



COMPLETED, FENCED  
& SECURED  
OFF DOCK TRAILER LOT



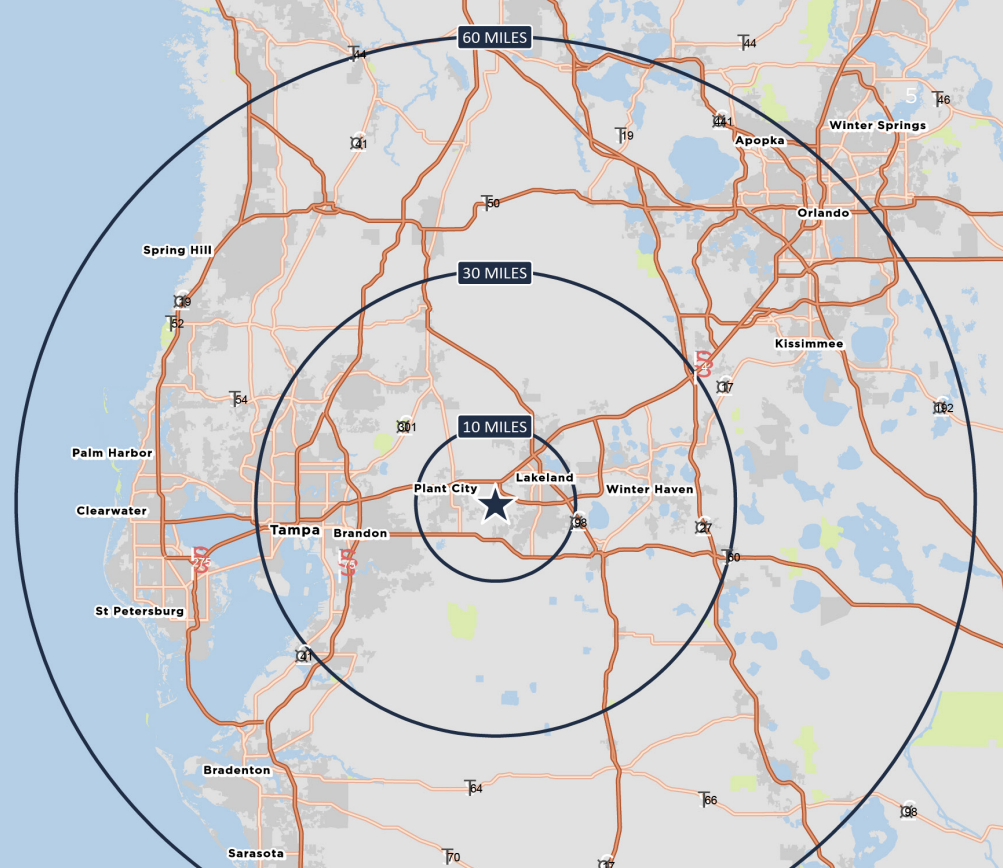
5.58 AC AVAILABLE FOR  
A VARIETY OF USES



# POLK COUNTY

## A STRONG BUSINESS ADVANTAGE

Being located in Polk County offers access to a large, high-quality workforce and **significantly lower costs of doing business**, both of which give businesses competitive advantages. Nearby, you have two major metro areas, Tampa and Orlando, providing access to the infrastructure that will allow your business connectivity through all modes of transportation, including airport, rail and deepwater seaports



## KEY ADVANTAGES OF DRANE FIELD DISTRIBUTION CENTER



STRATEGIC  
LOCATION



AVAILABLE LAND  
& FACILITIES



BUSINESS  
FRIENDLY



QUALITY, AFFORDABLE  
WORKFORCE

## FASTEST GROWING COUNTY

IN THE STATE OF FLORIDA

11.1M PEOPLE WITHIN  
100 MILES

#1

FASTEST  
GROWING COUNTY  
IN THE STATE

\$184M IN CAPITAL  
INVESTMENT  
IN 2023

2.5M SF OF SPACE  
ABSORBED IN  
2023

## STRATEGIC LOCATION

CENTRALLY LOCATED FOR SUCCESS

3 DEEPWATER  
SEAPORTS

5 INTERNATIONAL  
AIRPORTS WITHIN  
75 MILES

+300 MILES OF RAIL IN  
POLK COUNTY

\*Sources: Polk County Economic Development Council  
<https://www.cfdc.org/do-business-here/why-central-florida/>

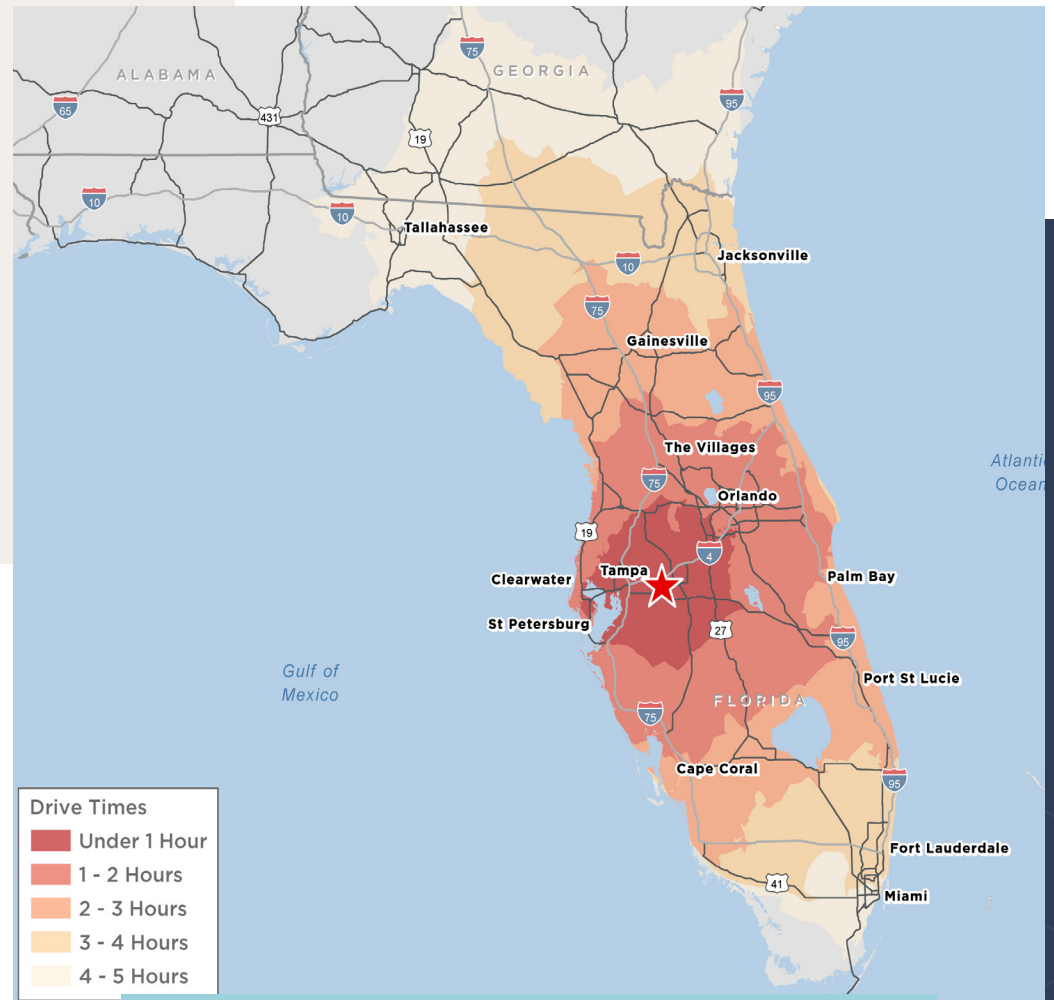
# UNMATCHED ACCESSIBILITY

## PROXIMITY TO CENTRAL FLORIDA & MAJOR THOROUGHFARES

Businesses here have ample space to build large distribution or manufacturing facilities while still enjoying a direct route and strategic proximity to the entire state of Florida. From there, the entire southeast region is within easy reach.

## STRATEGIC LOCATION

- + More than 40 million consumers within a 4-hour truck drive
- + Lakeland and the State of Florida have a pro-business climate with a variety of competitive incentives
- + Access to Interstate 4, the Polk Parkway, State Road 60 and U.S. Highway 27 with easy access to Interstate 75 on the west and Interstate 95 on the east.



\*Sources: Polk County Economic Development Council  
<https://www.cfdc.org/do-business-here/why-central-florida/>



# DRANE FIELD DISTRIBUTION CENTER

3825 HAMILTON ROAD  
LAKELAND, FL



**TREY CARSWELL, SIOR**  
Executive Director  
+1 813 230 6131  
[trey.carswell@cushwake.com](mailto:trey.carswell@cushwake.com)

**LISA ROSS, SIOR**  
Executive Director  
+1 813 760 3209  
[lisa.ross@cushwake.com](mailto:lisa.ross@cushwake.com)

**SAM KOROLOS**  
Director  
+1 704 989 1327  
[sam.korolos@cushwake.com](mailto:sam.korolos@cushwake.com)

**MELISSA WATTERWORTH**  
Senior Associate  
+1 813 599 2190  
[melissa.watterworth@cushwake.com](mailto:melissa.watterworth@cushwake.com)

©2026 Cushman & Wakefield. This information has been obtained from sources believed to be reliable but has not been verified. NO WARRANTY OR REPRESENTATION, EXPRESS OR IMPLIED, IS MADE AS TO THE CONDITION OF THE PROPERTY (OR PROPERTIES) REFERENCED HEREIN OR AS TO THE ACCURACY OR COMPLETENESS OF THE INFORMATION CONTAINED HEREIN, AND SAME IS SUBMITTED SUBJECT TO ERRORS, OMISSIONS, CHANGE OF PRICE, RENTAL OR OTHER CONDITIONS, WITHDRAWAL WITHOUT NOTICE, AND TO ANY SPECIAL LISTING CONDITIONS IMPOSED BY THE PROPERTY OWNER(S). ANY PROJECTIONS, OPINIONS OR ESTIMATES ARE SUBJECT TO UNCERTAINTY AND DO NOT SIGNIFY CURRENT OR FUTURE PROPERTY PERFORMANCE.

