

FOR LEASE – RETAIL SPACE

69020 – 69050 E. PALM CANYON DR, CATHEDRAL CITY, CA 92234



+/- 7,500 SF, +/- 15,000SF, UPTO between +/-23,200 SF, +/-39,000 SF COMBINED
ASKING RATE \$1.10/PSF NNN



CONTACT: DARLENE BOURGEAU

cathedralgatewayplaza@outlook.com

Direct: 760.321.9369

CalDRE License # 01398009

CONTACT: MAHLON TOBIAS

mahlon@tobiascommercial.com

Direct: 909.645.2427

www.tobiascommercial.com

CalDRE License # 01398009

HIGHLIGHTS

69020-69050 E. PALM CANYON DR, CATHEDRAL CITY, CA 92234



PROPERTY FEATURES:

- +/- 86,327 SF Building on +/- 8.24 Acres
- Signalized corner with great visibility
- Located across from recently built Agua Caliente Casino
- Ample parking with easy access to tenants
- Anchored by Vista Print and Denny's



This document has been prepared for advertising and general information only. Tobias Commercial makes no guarantees, representations or warranties of any kind, expressed or implied, regarding the information including, but not limited to, warranties of content, accuracy and reliability. Any interested party should undertake their own inquiries as to the accuracy of the information. Tobias Commercial excludes unequivocally all inferred or implied terms, conditions and warranties arising out of this document and excludes all liability for loss and damages arising there from.

DEMOGRAPHICS

69020-69050 E. PALM CANYON DR, CATHEDRAL CITY, CA 92234



2022 POPULATION

1 MILE – 7,449

3 MILE – 48,005

5 MILE – 109,997

2022 AVERAGE HOUSEHOLD INCOME

1 MILE – \$80,582

3 MILE – \$87,790

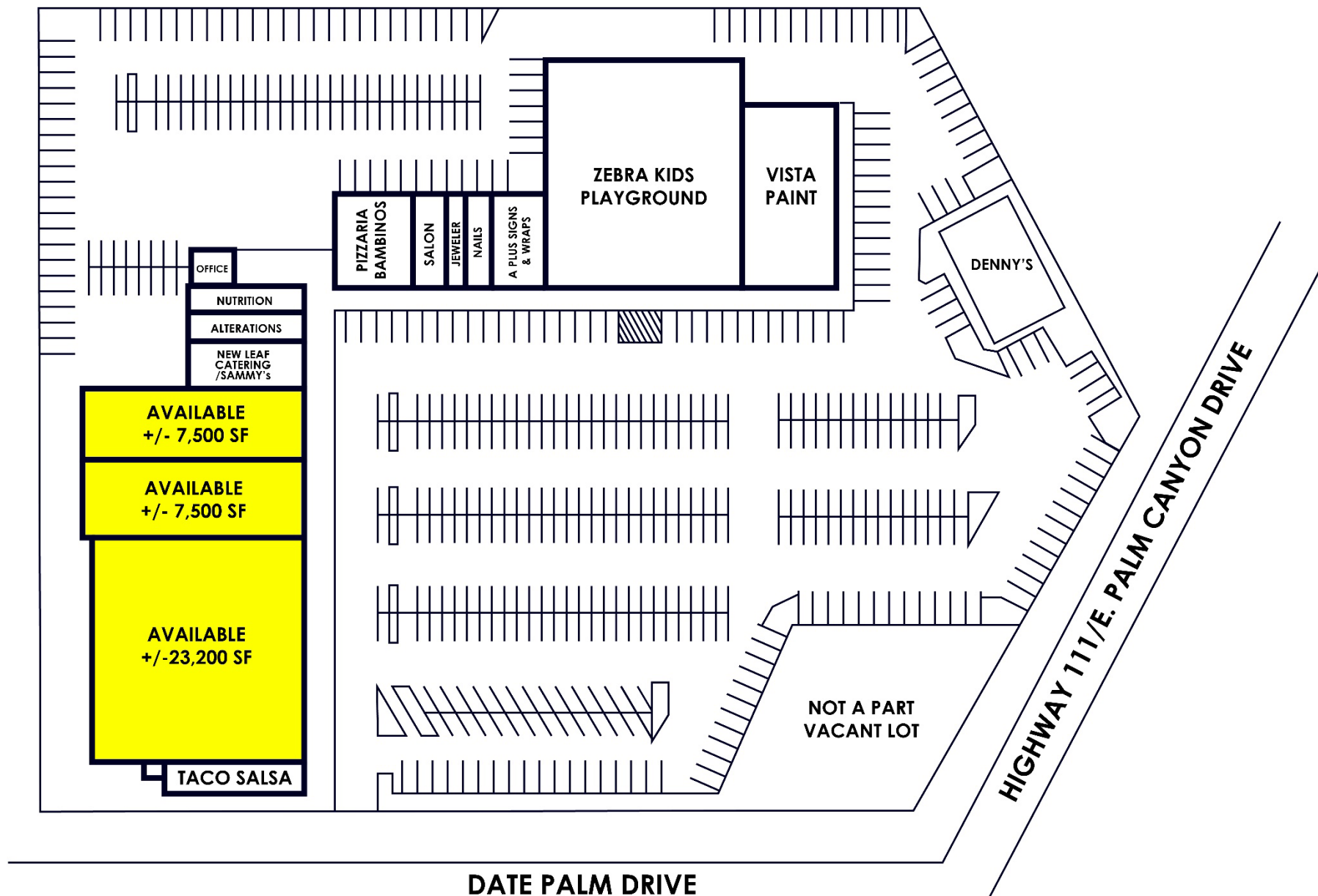
5 MILE – \$92,354



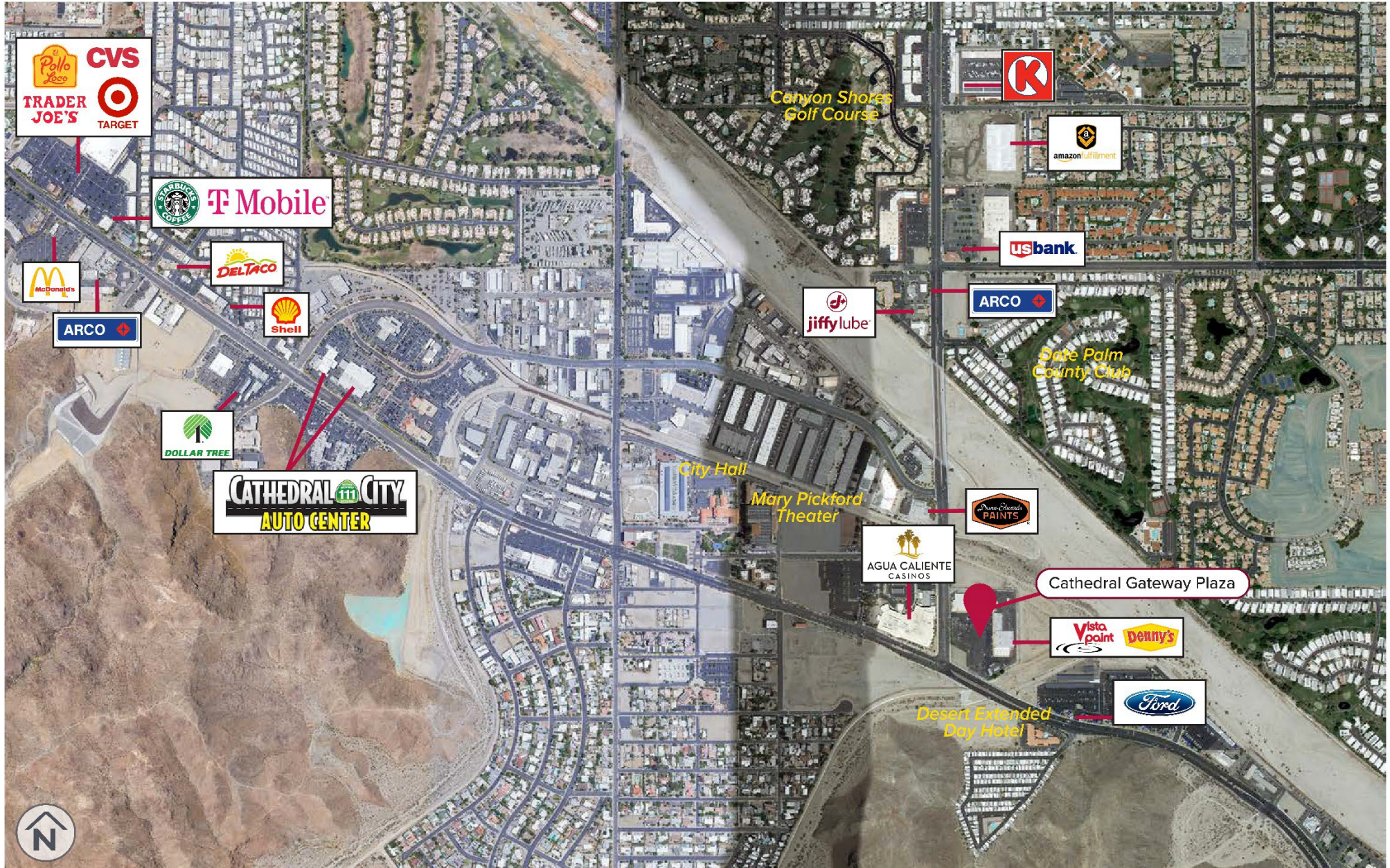
This document has been prepared for advertising and general information only. Tobias Commercial makes no guarantees, representations or warranties of any kind, expressed or implied, regarding the information including, but not limited to, warranties of content, accuracy and reliability. Any interested party should undertake their own inquiries as to the accuracy of the information. Tobias Commercial excludes unequivocally all inferred or implied terms, conditions and warranties arising out of this document and excludes all liability for loss and damages arising there from.

SITE PLAN

69020-69050 E. PALM CANYON DR, CATHEDRAL CITY, CA 92234

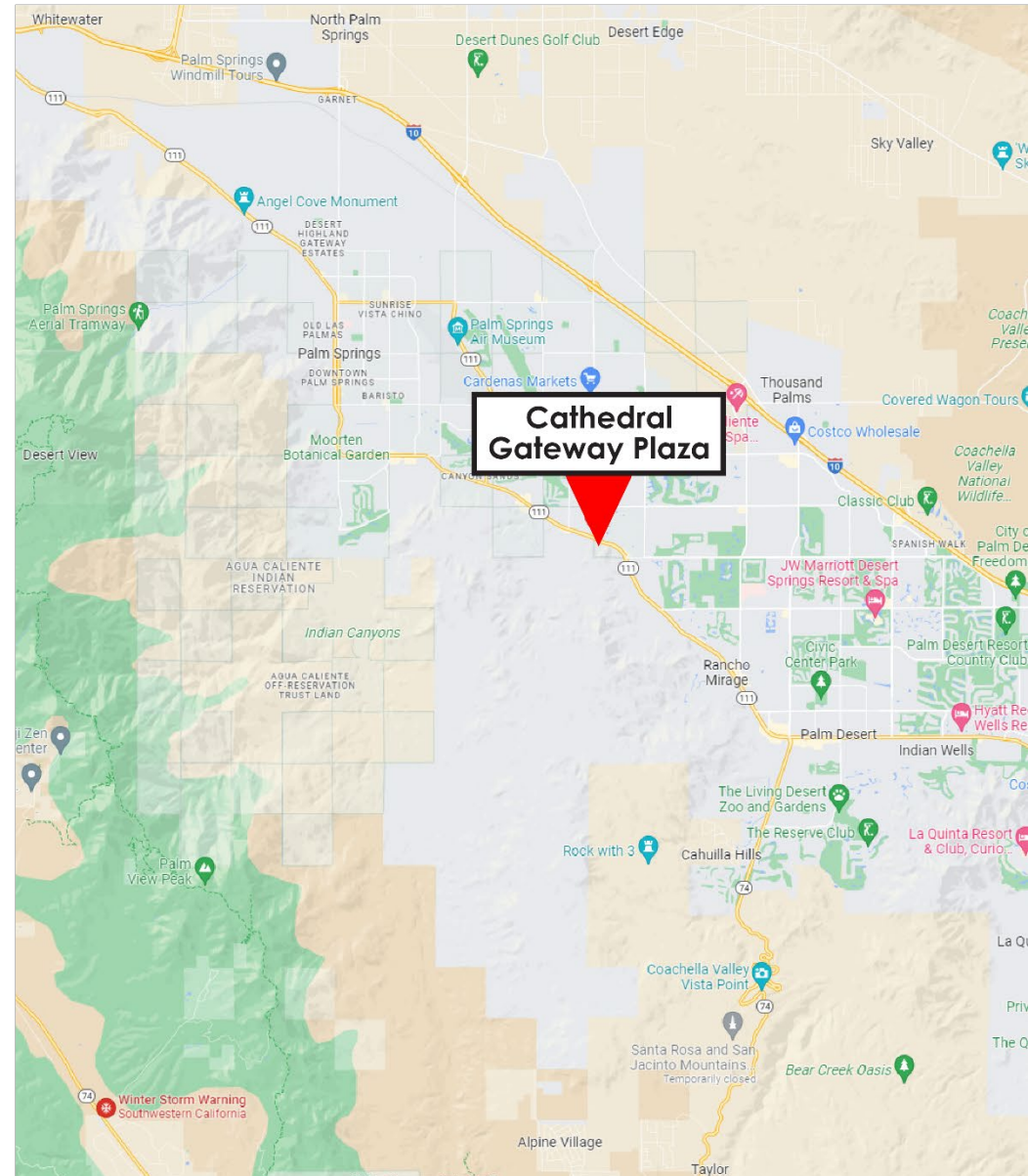
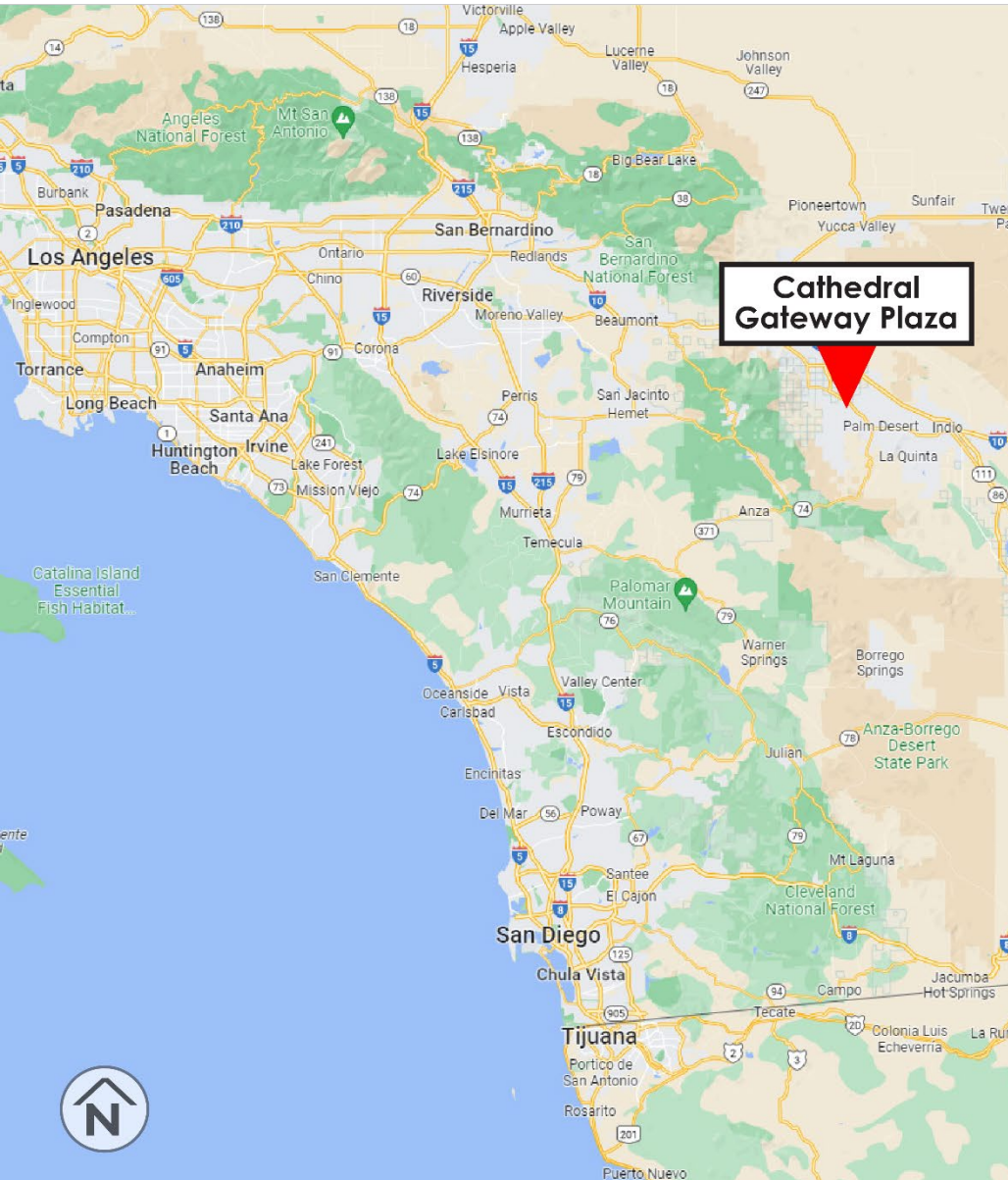


This document has been prepared for advertising and general information only. Tobias Commercial makes no guarantees, representations or warranties of any kind, expressed or implied, regarding the information including, but not limited to, warranties of content, accuracy and reliability. Any interested party should undertake their own inquiries as to the accuracy of the information. Tobias Commercial excludes unequivocally all inferred or implied terms, conditions and warranties arising out of this document and excludes all liability for loss and damages arising there from.



MAP

33300 Zeiders Rd., Menifee, CA 92584



CONTACT: Mahlon Tobias
Direct 909.645.2427

This document has been prepared for advertising and general information only. Tobias Commercial makes no guarantees, representations or warranties of any kind, expressed or implied, regarding the information including, but not limited to, warranties of content, accuracy and reliability. Any interested party should undertake their own inquiries as to the accuracy of the information. Tobias Commercial excludes unequivocally all inferred or implied terms, conditions and warranties arising out of this document and excludes all liability for loss and damages arising there from.