



CENTRAL AVE

UNIVERSITY PARK, IL

644,555 SF
(DIVISIBLE TO 200,000 SF)
AVAILABLE FOR SUBLEASE



LOW COST SUBLEASE

\$3.60 NET PSF AS-IS DEAL

SHORT TERM & LONG TERM OPTIONS

CBRE

BUILDING SPECS


 **644,555**
Square Feet Available

 **200 OFFICE**
Expandable

 **TBD**
Car Parking

 **32'**
Clear Height

 **180'**
Truck Court


 **123**
Trailer Parking

 **ESFR**
Sprinkler

 **± 2,500 AMPS**
Power

 **1**
Drive In Doors

 **88**
Exterior Docks

 **45' X 50'**
Column Spacing

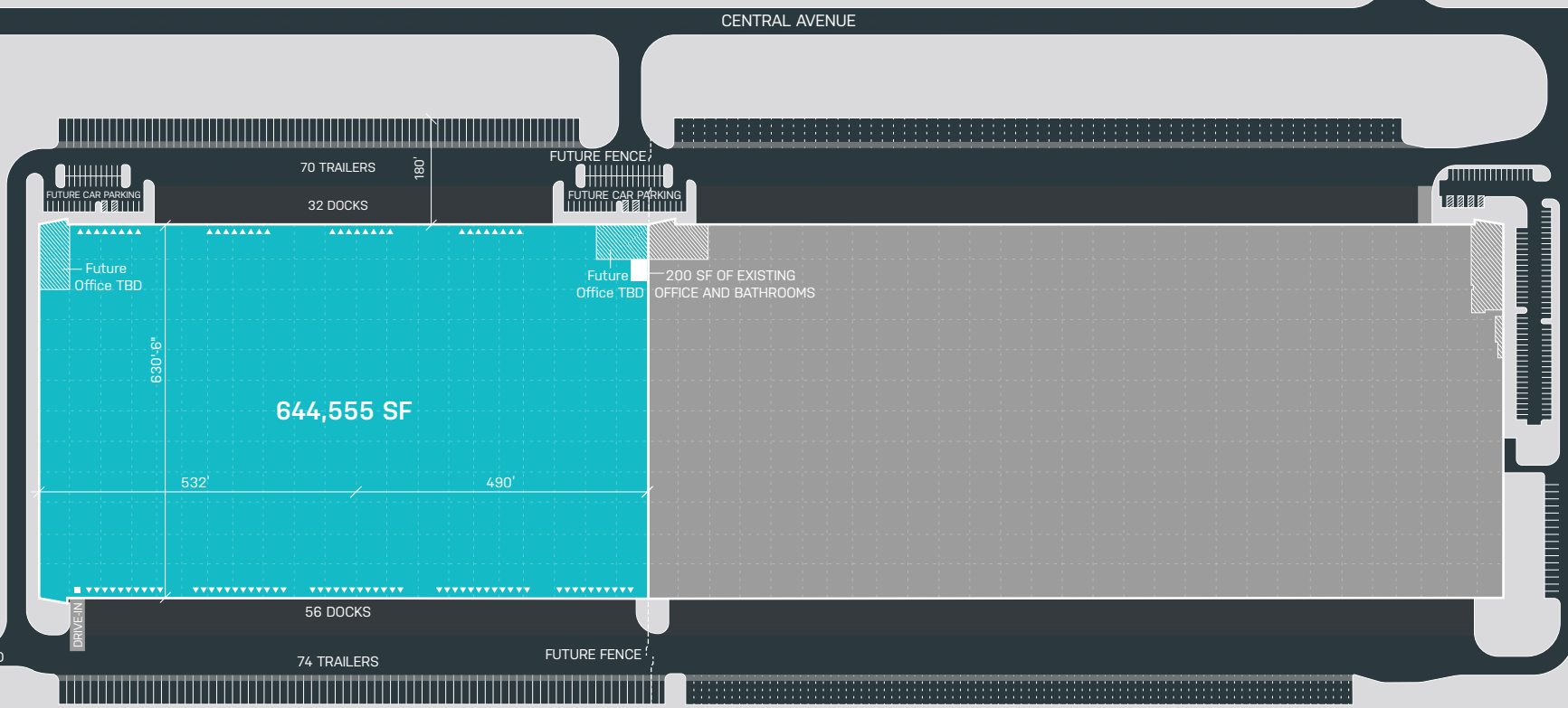
 **LED**
Lighting

- Fully fenced & gated

- Entrances from both Central Ave & Dralle Road



SITE PLAN





CENTRAL AVE

UNIVERSITY PARK, IL



LEASING CONTACT

STEPHANIE PARK

Senior Vice President
+1 630 573 7121
stephanie.park@cbre.com

SOFI CHOI

Senior Vice President
+1 408 453 7412
sofi.choi@cbre.com

STEVEN K. CHON

Executive Vice President
+1 408 453 7435
stevenkchon@cbre.com



© 2026 CBRE, Inc. All rights reserved. This information has been obtained from sources believed reliable, but has not been verified for accuracy or completeness. You should conduct a careful, independent investigation of the property and verify all information. Any reliance on this information is solely at your own risk. CBRE and the CBRE logo are service marks of CBRE, Inc. All other marks displayed on this document are the property of their respective owners. Photos herein are the property of their respective owners. Use of these images without the express written consent of the owner is prohibited. PMStudio_February2026