

LAKE PARK LOGISTICS CENTER

1100 Old Dixie Hwy | Lake Park, FL 33403



LAKE PARK LOGISTICS CENTER

PROPERTY HIGHLIGHTS

- » Brand New Class A Single Building Industrial Development
- » Construction Complete and Ready for Occupancy
- » ±55,831 SF to ±184,880 SF
- » ±2,900 SF Speculative Office
- » Ideal for Single User or Divisible to ±55,831 SF
- » ±2 Acres of Excess Land for Trailer Parking, Outside Storage or Auto Parking
- » Excellent Eastern Palm Beach County location with many surrounding Amenities

FOR LEASE

From ±55,831 SF
to
± 184,880 SF

NEW
CONSTRUCTION

AVAILABLE FOR IMMEDIATE OCCUPANCY

ROBERT SMITH

Executive Vice President
+1 561 707 5558
robert.c.smith@cbre.com

KIRK NELSON

Executive Vice President
+1 561 716 9936
kirk.nelson@cbre.com

LOCATIONAL AERIAL



BUILDING SPECIFICATIONS

FOR LEASE



Total Building Size:
± 184,880 SF
± 16.77 Acres



Loading:
40 Dock High Doors
2 Drive In Doors



Building Footprint:
±184,880 SF



Clear Height:
32'



Building Safety:
ESFR Fire Sprinklers
Hurricane Impact Glass



Building Dimensions :
Column Spacing: 54, Space Depth / 42, Space Depth
Building Length: 685'
Building Depth: 270'



Building Construction:
Tilt-Wall Concrete Construction
60' Concrete Apron
6" Slab on Grade



Parking:
Car - 186 Spaces
Truck/Dock Doors - 38
Trailer - 100 Spaces

CBRE © 2023 All Rights Reserved. All information included in this letter/proposal pertaining to CBRE—including but not limited to its operations, employees, technology and clients—is proprietary and confidential and supplied with the understanding that such information will be held in confidence and not disclosed to any third party without CBRE's prior written consent. This letter/proposal is intended solely as a preliminary expression of general intentions, is for discussion purposes only, and does not create any agreement or obligation by CBRE to negotiate or continue negotiations. CBRE shall have no contractual obligations with respect to the matters referred to herein unless and until a definitive, fully executed agreement has been delivered by the parties. Prior to delivery of a definitive executed agreement, and without any liability to the other party, either party may (1) propose different terms from those summarized herein, (2) enter into negotiations with other parties and/or (3) unilaterally terminate all negotiations with the other party hereto.

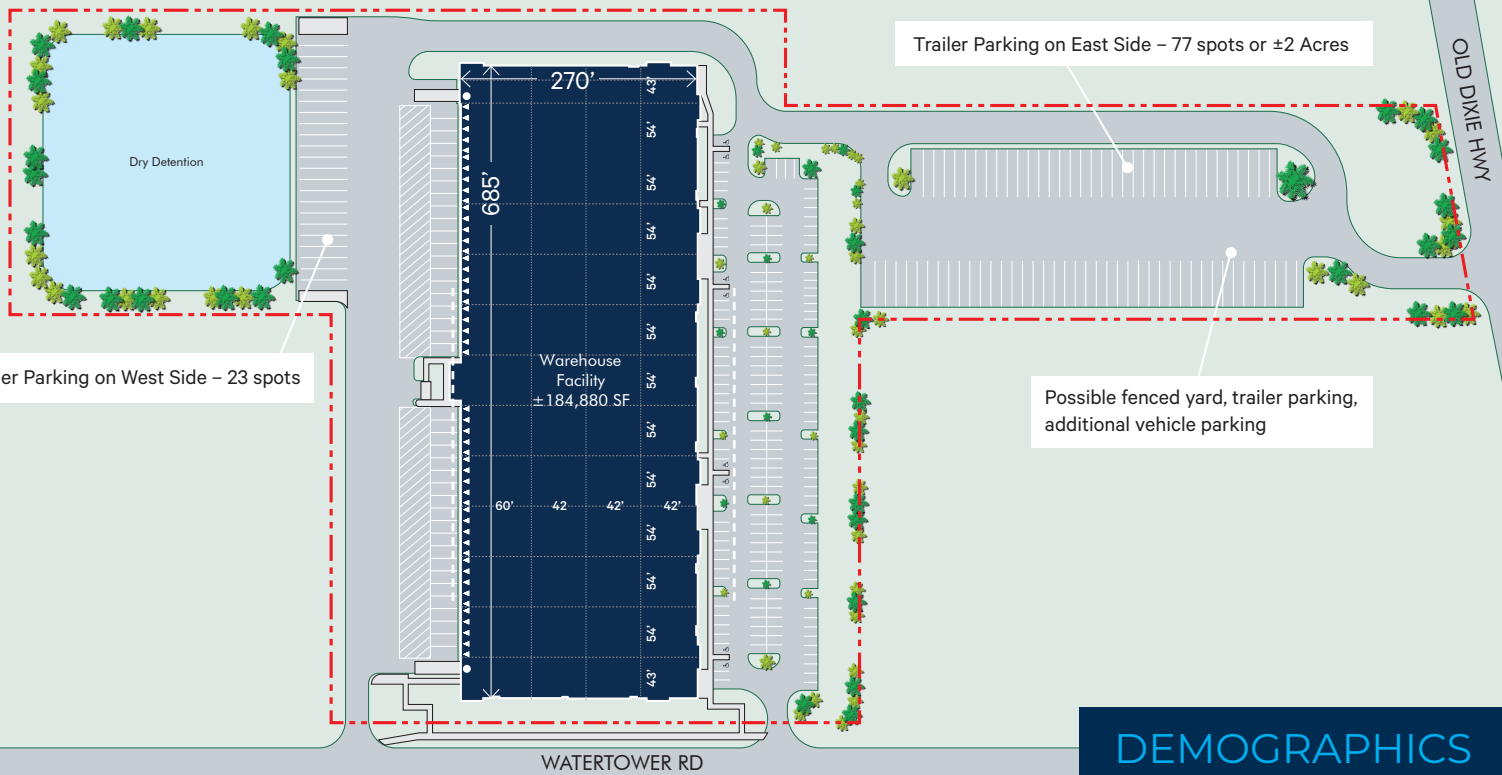
Dalfen
INDUSTRIAL

CBRE

BUILDING PHOTOS



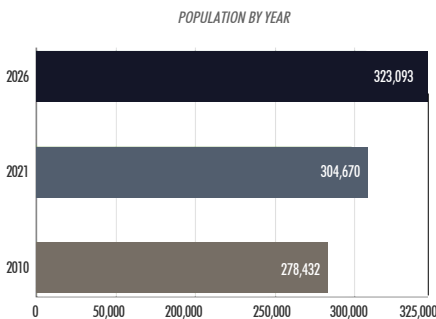
SITE PLAN



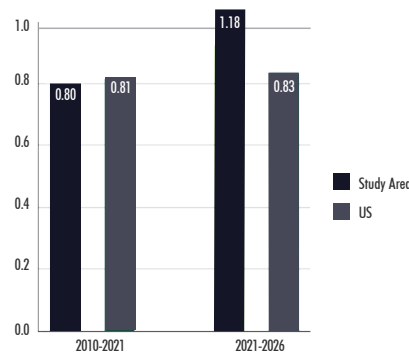
DEMOGRAPHICS

5-MILE RADIUS DEMOGRAPHICS

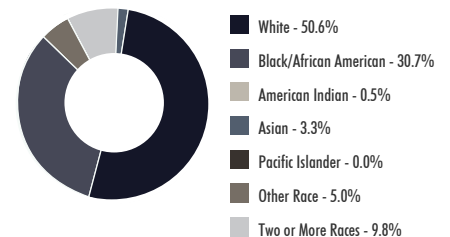
POPULATION



GROWTH



RACE & ETHNICITY



EMPLOYMENT

113,363 EMPLOYEES

12,167 BUSINESSES

5.0% RESIDENTIAL UNEMPLOYMENT RATE

INCOME

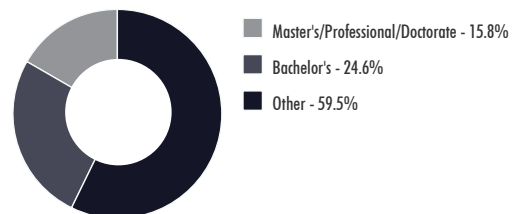
\$74,369
AVERAGE HOUSEHOLD INCOME

\$47,775
PER CAPITA INCOME

HOME OWNERSHIP

61.9%
OWNER-OCCUPIED UNITS

EDUCATION



ROBERT SMITH
Executive Vice President
+1 561 707 5558
robert.c.smith@cbre.com

KIRK NELSON
Executive Vice President
+1 561 716 9936
kirk.nelson@cbre.com