



KOLT

270, 300 & 330 Esna Park Drive Markham, ON

An industrial grade, multi-tenant complex located near the major arteries, Steeles Ave, and Woodbine Ave.

Industrial Condo Units For SALE

SALES CONTACT

Brandon Liu*

Associate

☎ (416) 860-3660 x 7020

☎ (647) 740-9888

✉ bliu@kolt.ca

Yukie Chu*

Associate

☎ (416) 860-3660 x 7025

☎ (647) 879-3298

✉ ychu@kolt.ca

Robert Logiudice*

Vice President

☎ (416) 860-3660 x 7021

☎ (647) 863-7530

✉ rlogiudice@kolt.ca

kolt.ca/realty

Property Overview

EMP-GE

**General
Employment Zone**

Easy access to the Hwy 401 and 407 - 5 min south of Hwy 7.

This property is an institutional grade, small-bay industrial multi-tenant complex that is professionally managed and maintained by KOLT Management. The property benefits from a high ratio of truck-level shipping doors and three site access points providing good site circulation and separation of car and truck traffic.

Features

Clear Height	14'
Designated Parking	1 Stall per 1,000 SF
Truck Loading	1 per unit
Office Space in Select Units	30%
Lot Size	5.58 AC (42%)
Power	30 AMPS to 200 AMPS
Sprinklers	
LED Lighting	

Permitted Uses


- ✓ Warehousing of goods and materials
- ✓ Assembly of manufactured goods
- ✓ Light manufacturing
- ✓ Repair and services of goods
- ✓ Research laboratories
- ✓ Printing establishments
- ✓ Private clubs and health care centre
- ✓ Other industrial uses similar to above uses

Legend

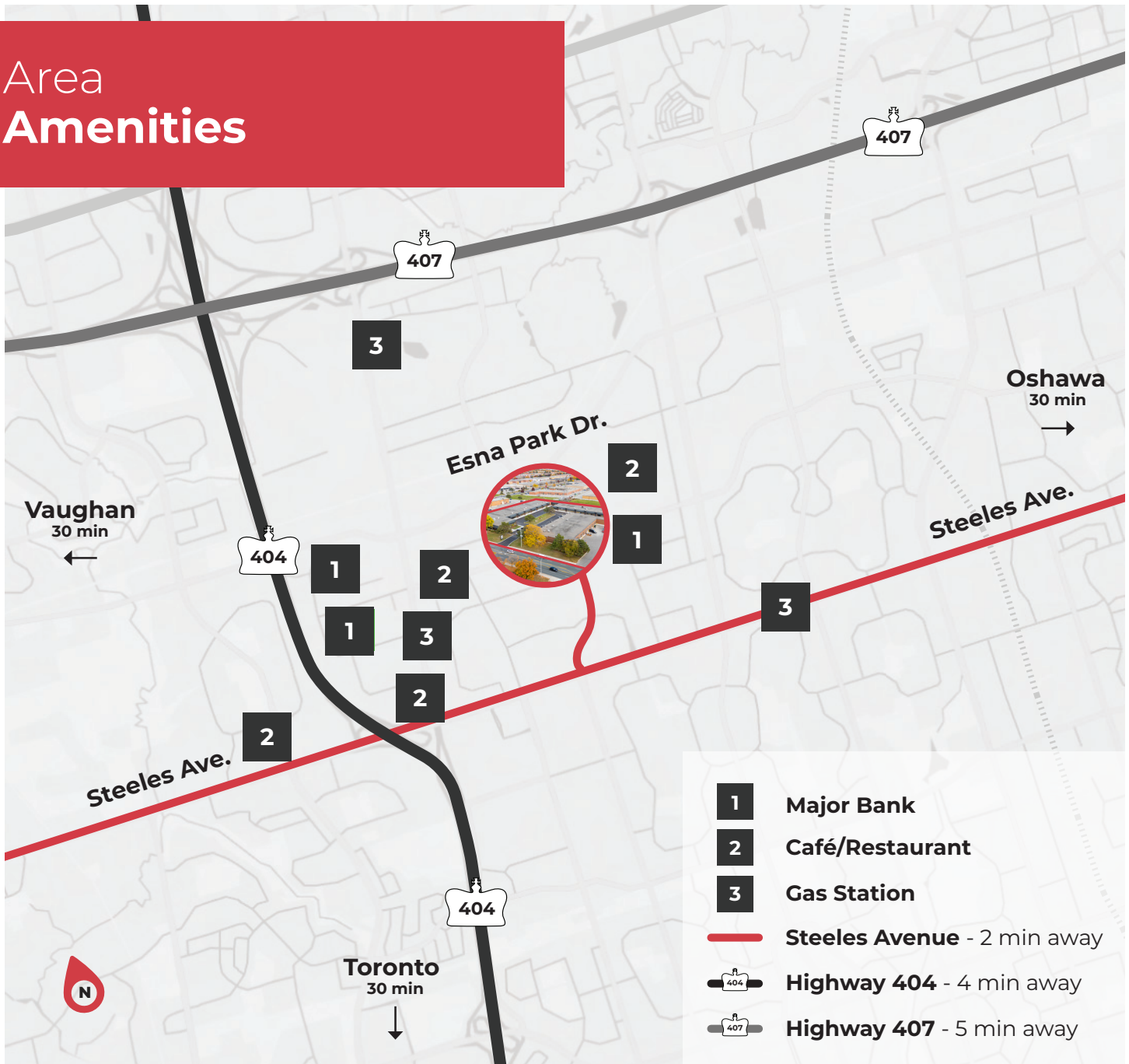
● Access Point



Sample Unit



Area Amenities



Market at a Glance



1.0%
Industrial Vacancy
GTA North 2023



3.4%
Availability Rate
GTA North



\$20.86
Avg. Net Asking Rent
GTA North



\$134, 635
Avg. Household Income



+/- 338, 503
Total Population
Markham



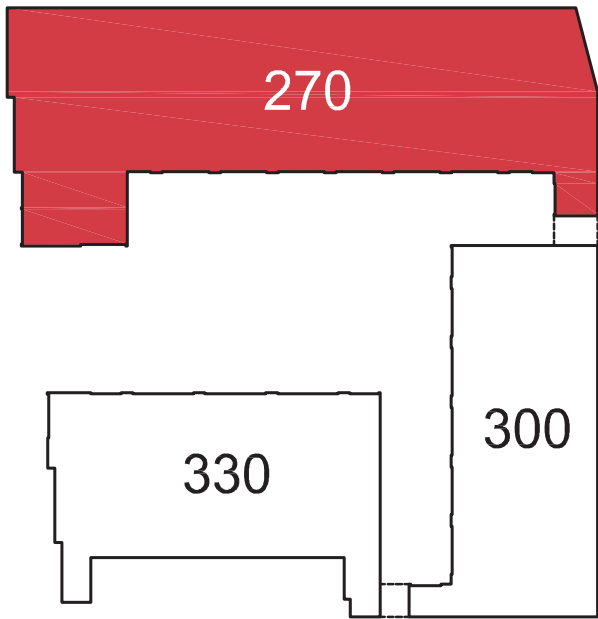
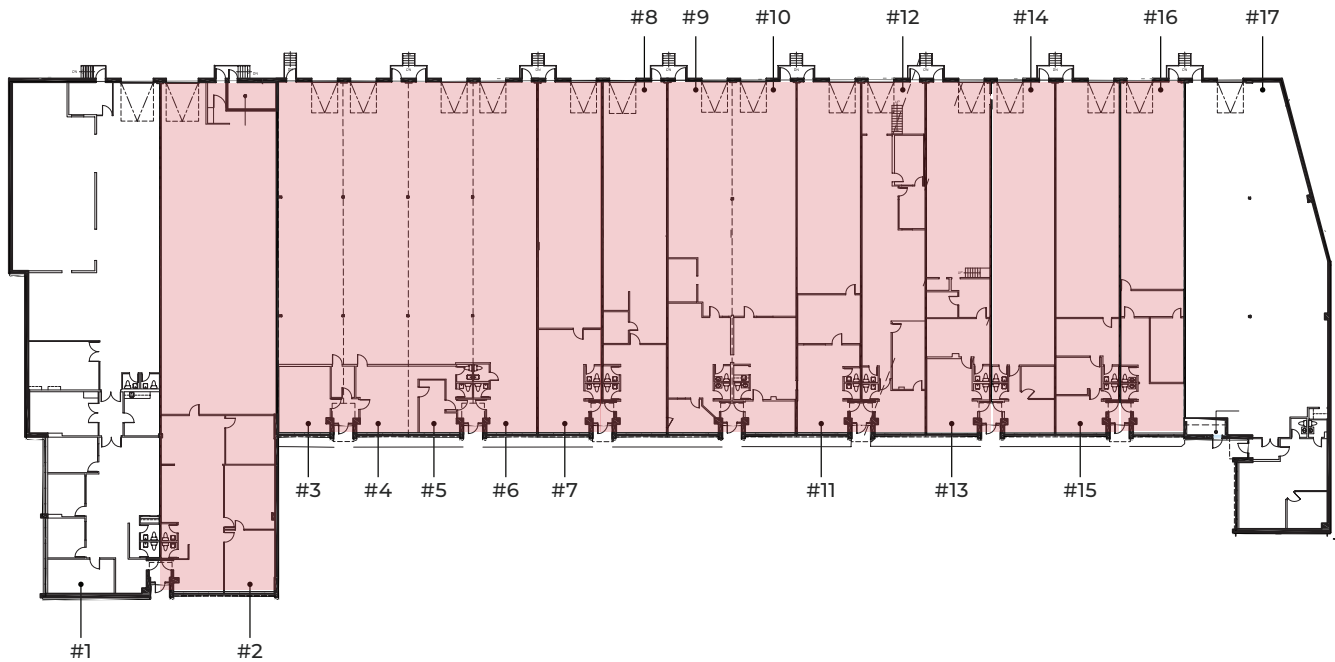
+/- 159, 640
Employed Labour Force
Markham

*Costar 2024

Property Floorplans

270 Esna Park Drive Units 1-17

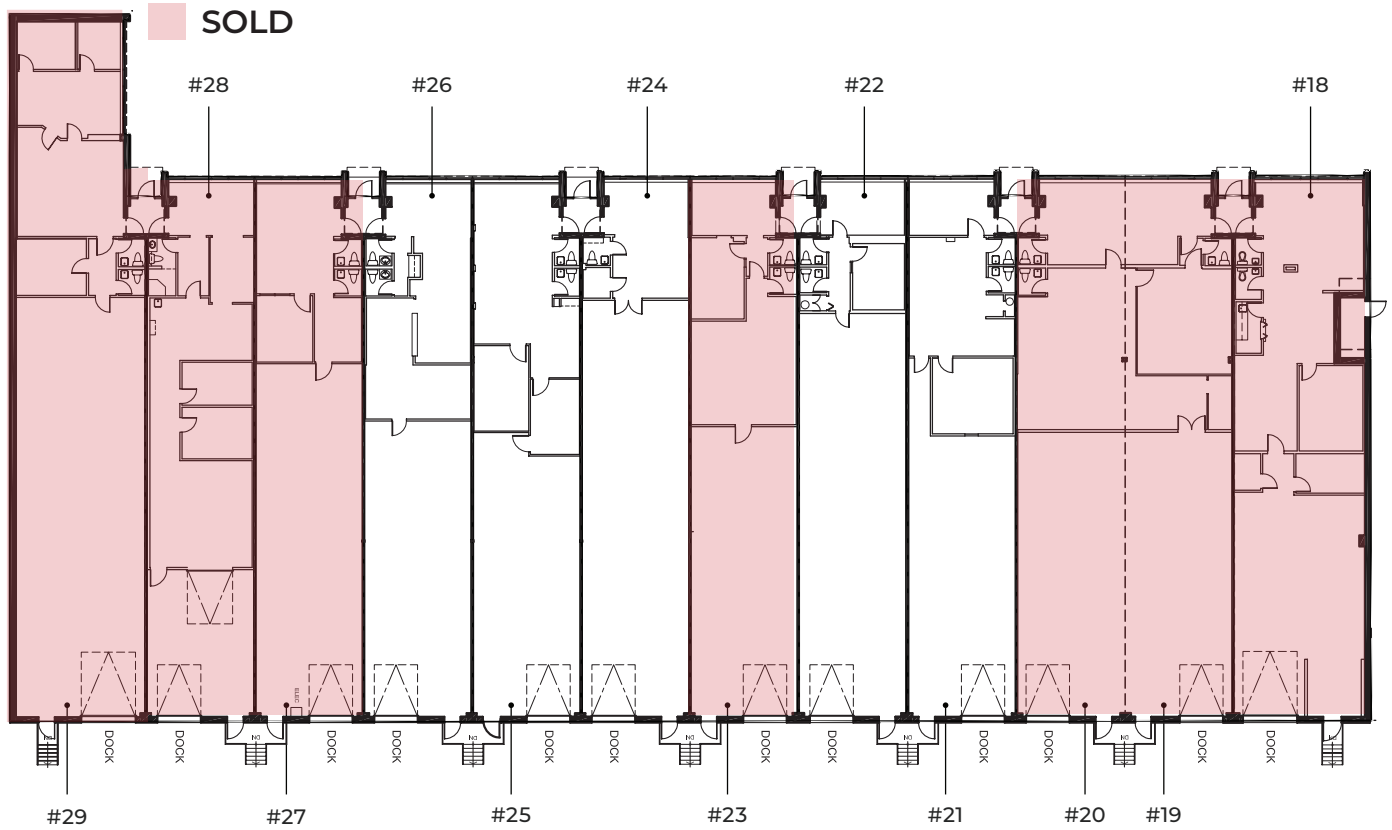
 SOLD



1	6,702 SF
2	5,633 SF
3	2,248 SF
4	2,178 SF
5	2,230 SF
6	2,200 SF
7	2,201 SF
8	2,204 SF
9	2,207 SF
10	2,195 SF
11	2,203 SF
12	2,202 SF
13	2,198 SF
14	2,205 SF
15	2,204 SF
16	2,218 SF
17	5,356 SF
<hr/>	
TOTAL	48,582 SF

Property Floorplans

300 Esna Park Drive
Units 18-29

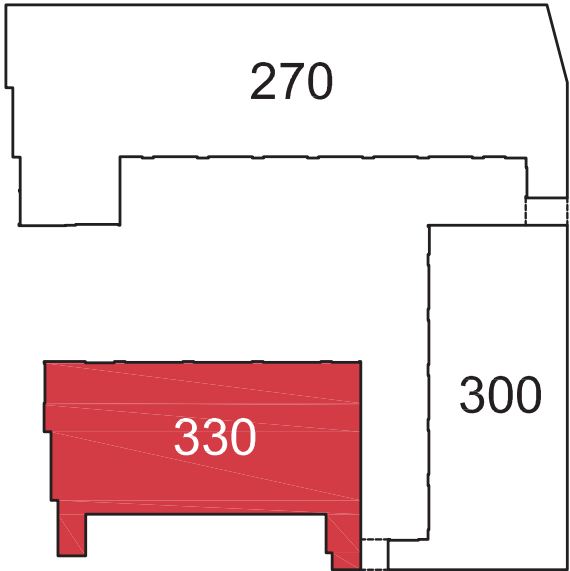
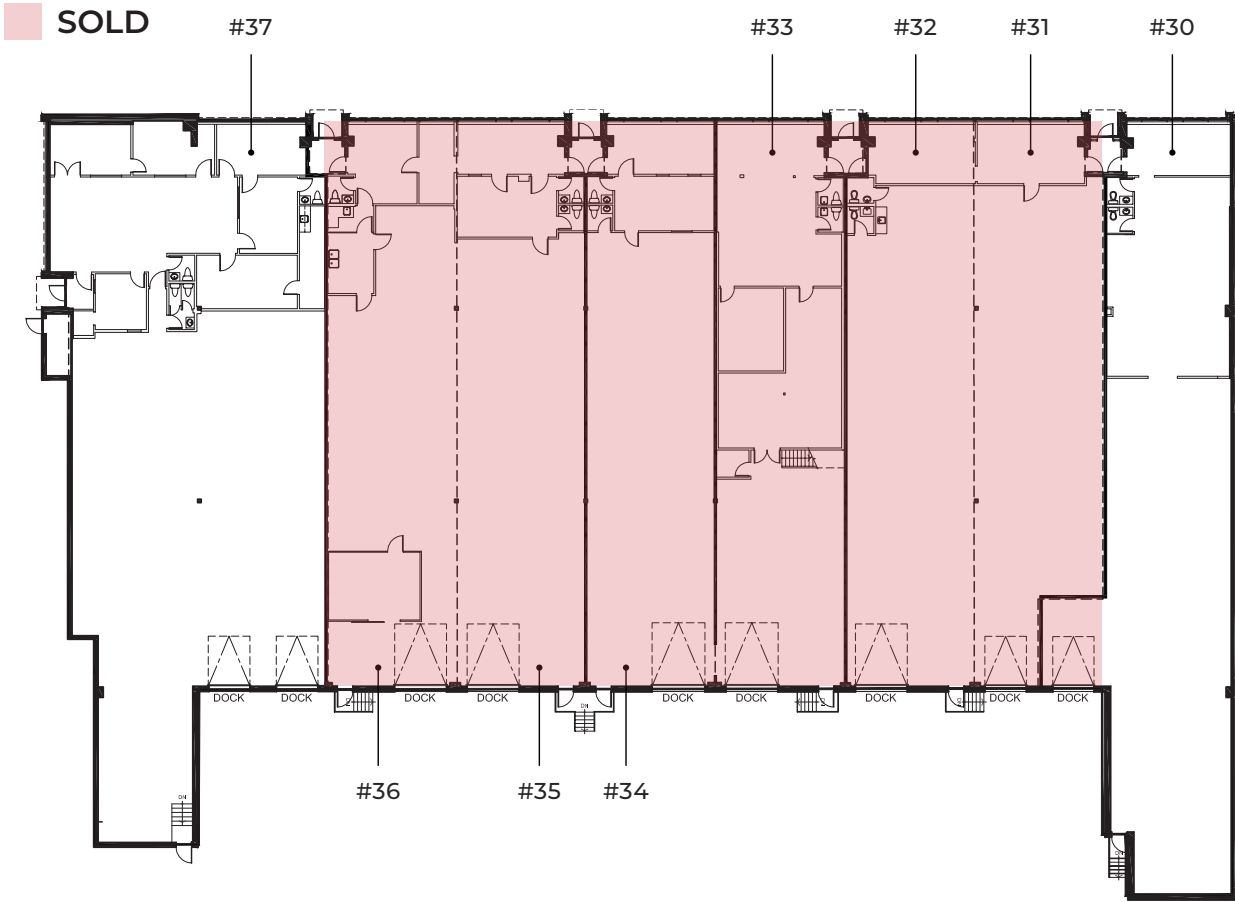


Unit No. Available SF

18	2,454 SF
19	2,000 SF
20	2,000 SF
21	2,002 SF
22	2,003 SF
23	2,001 SF
24	2,000 SF
25	1,997 SF
26	1,998 SF
27	2,008 SF
28	2,006 SF
29	3,072 SF
TOTAL	25,541 SF

Property Floorplans

330 Esna Park Drive
Units 30-37



Unit No.	Available SF
30	3,960 SF
31	2,521 SF
32	2,739 SF
33	2,756 SF
34	2,754 SF
35	2,754 SF
36	2,752 SF
37	6,166 SF
TOTAL	26,401 SF



Our commercial real estate professionals exceed expectations.

We are committed to offering client service excellence, underscored by integrity, drive and our ability to secure the best on and off-market solutions for clients. Our mission to build, grow and strengthen is reinforced by a diverse and caring culture, positioning us at the forefront of the industry.

KOLT Realty Inc., Brokerage

General Contact

☎ (416) 860-3660

📞 (844) 820-7077

✉ info@kolt.ca

🌐 kolt.ca/realty

SALES CONTACT INFO

Brandon Liu*

Associate

☎ (416) 860-3660 x 7020

📞 (647) 740-9888

✉ bliu@kolt.ca

Yukie Chu*

Associate

☎ (416) 860-3660 x 7025

📞 (647) 879-3298

✉ ychu@kolt.ca

Robert Logiudice*

Vice President

☎ (416) 860-3660 x 7021

📞 (647) 863-7530

✉ rlogiudice@kolt.ca

kolt.ca/realty

All property listing information contained within is subject to the possibility of errors, omissions, change of price, rental or other conditions, prior sale, lease or financing, or withdrawal without notice. Any projections, opinions, assumptions or estimates contained within this site are for example only, and such projections, opinions, assumptions or estimates may not represent the current or future performance of a listed property. You and your financial, tax and legal advisors should conduct your own investigation of any property listed on this site and any contemplated transaction concerning any property listed on this site. **KOLT Realty Inc., Brokerage 2025** Prospective purchasers should satisfy themselves as to the accuracy of the information contained in this feature sheet. All measurements are approximate. The statements contained herein are based upon information furnished by principals and sources, which we believe are reliable, but for which we assume no responsibility.*Sales Representative

